



GENERAL INFORMATION

INTRODUCTION

Table of Contents	1-2
Quick Facts.....	2
Media Information	3-4
Staff Directory.....	4

2010-11 SEASON INFORMATION

Season Notes	5
Outlook.....	6-7
Schedule.....	8
Rosters.....	9

COACHES AND STAFF

Head Coach Jerry Slocum	10-12
Assistant Coach Michael Wernicki.....	13
Assistant Coach Brian DePaoli.....	14
Assistant Coach Byron Throne.....	15
Director of Operations Jason Pacanowski.....	16
Basketball Support Staff	16





QUICK FACTS

Location Youngstown, Ohio
Founded 1908
Enrollment 15,194
Nickname Penguins
Colors Red & White
Home Arena Beeghly Center
Capacity 6,300
League Horizon League
President Dr. Cynthia Anderson
Faculty Representative Dr. Chet Cooper
Director of Athletics Ron Strollo

TEAM INFORMATION

Head Coach Jerry Slocum
Alma Mater The King's (N.Y.), 1975
Record at YSU 49-100/Sixth Season
Career Record 629-425/36th Season
Assistant Coaches
Michael Wernicki Pittsburgh, 1996
Brian DePaoli Clarion, 2000
Byron Thorne PSU-Behrend, 1994
Director of Operations Jason Pacanowski
Secretary Mari Ann Cann
Basketball Office (330) 941-3004
2009-10 Record 8-22
Conference Record/Finish 2-16/10th
Letterwinners Returning/Lost 3/8
Starters Returning/Lost 1/4
Newcomers 12

MEDIA INFORMATION

Men's Basketball Contact Jamie Hall
Office Phone (330) 941-1581
Cell Phone (330) 540-5417
Email jehall@ysu.edu
Website www.YSUsports.com
Fax (330) 941-3191
Press Row Phone (330) 941-2271
Twitter: @YSUsports

CREDITS

Writer, Editor and Designer: Jamie Hall with contribution from former men's basketball SID Trevor Parks.

Editing Assistance: Trevor Parks, John Vogel

Photography: Carl Leet, Jim Evans, Ron Stevens, Ron Garchar, Steve Woltman, Trevor Thompson, Dave Miller, The Vindicator

Printing: YSU Printing Services and Pegasus Print Group.

ATHLETICS MISSION STATEMENT

The mission of the Department of Intercollegiate of Athletics at Youngstown State is to offer broad-based programs, which accommodate the needs and interests of the students. The Intercollegiate Athletics Department is committed to: Welfare of student-athletes; Academic integrity; Sportsmanship and ethical integrity by student-athletes; staff and boosters; Fiscal integrity; Diversity of student-athletes and staff; Gender Equity and Outreach.

2010-11 PLAYER BIOGRAPHIES

Vytas Sulskis 17-19
Dan Boudler 20-21
Ashen Ward 22-23
Damian Eargle 24
Sheldon Brogdon 25
Tre Brewer 25
DuShawn Brooks 25
Devonte Maymon 26
Blake Allen 26
Nate Perry 26
Shawn Amiker, Jr. 26
Josh Chojnacki 27
Fletcher Larson 27
Kendrick Perry 27
Mike Podolsky 27

REVIEWING 2009-10

Final Statistics 28
Results 29
Game-by-Game Stats 30
Superlatives 31
Individual Game-by-Game Stats 32
Game-by-Game Starters 32
Horizon League Recap 33
Box Scores 34-38
Last Time It Happened 39
Top Performances 39

HISTORY AND RECORDS

Coaching Records 40
All-League Performers 41
Special Honorees 42
Beeghly Center/Home Records 43
Beeghly Center Breakdown 44
Team Game Records 45
Individual Game Records 46
Outstanding Performances 47
Individual Records 48-50
Annual Statistical Leaders 51-52
Postseason Results/OT Games 53
Class Records 54
Team Season Records 55
Year-by-Year Statistics 56
1,000-Point Scorers 57-58
Letterwinners 59-60
Series Records 61
All-Time Scores 62-70
100-Point Games 70
Legendary Coach Dom Rosselli 71
YSU Basketball A to Z 72



MEDIA INFORMATION

CREDENTIAL INFORMATION

All requests for press credentials must be directed to Jamie Hall, Men's Basketball Sports Information Director. Passes should be requested at least a week prior to the game. Passes not picked up prior to the game will be available at will call, located at the south end of Beeghly Center.

MEDIA SERVICES

Complete individual and team statistics, running play-by-play, halftime statistics and game notes are available following the game. On game day, game notes, updated stats, and a program are distributed. Telephones and wireless internet connections are available before and after the game for media use. Contact a Sports Information contact for wireless password details. Press row offers seating for up to 15 and has stat monitors for use during broadcasts. Limited parking is available on Stadium Drive and across the street in the M-24 lot. Please let the Sports Information office know in advance of your parking needs.

ATHLETICS ON THE WEB

Up-to-date Youngstown State athletic information is available on the internet. Get statistics, press releases and rosters on the website. The web address is: www.YSUsports.com. Live gameday statistics and internet broadcasts will be available on the website throughout the season.

VISITING RADIO INFORMATION

Youngstown State will provide an analog phone line and an ISDN phone line on a courtesy basis for the official radio station of the visiting team. If additional lines are needed, contact the Sports Information Office at least one week in advance to make arrangements.

PHOTOGRAPHERS

Two photography areas exist at each end of the court. Photographers will not be allowed to shoot along the sidelines. Credentials must be requested from the YSU Sports Information. Photo strobes are available for use upon contacting the Sports Information office in advance.

POSTGAME INTERVIEWS

A postgame press conference will be held in classroom No. 103 near the men's basketball lockerroom following the game. Head Coach Jerry Slocum and select YSU student-athletes will be brought to the room for questions and comments. Please contact the visiting SID for post-game interview arrangements.

PRACTICE

Media members wishing to attend men's basketball practices must contact the Sports Information Office for prior approval. The sports information staff will find proper times and locations where practices are going to be held. Coach Jerry Slocum, his staff, and players are available to the media after practice and at other times as arranged through the Sports Information Office.

IN-SEASON WEEKLY PRESS CONFERENCE

Coach Jerry Slocum and select YSU student-athletes will take part in the Penguins' weekly press conference in Room 103 at the Beeghly Center. Press conferences are generally held in the afternoons. Coach Slocum along with women's basketball coach Bob Boldon will generally be in attendance. A schedule of dates and times will be released prior to the season.



Jamie Hall
Men's Basketball SID
Third Season

YOUNGSTOWN BASKETBALL MEDIA OUTLETS

The Vindicator

Vindicator Square
P.O. Box 780
Youngstown, OH 44501
Phone: (330) 747-1471
Fax: (330) 747-6712
www.vindy.com
Beat Writer: Joe Scalzo
scalzo@vindy.com
Sports Editor: Rob Todor
todor@vindy.com

Warren Tribune-Chronicle

240 Franklin, SE
Warren, OH 44482
Phone: (330) 841-1715
Fax: (330) 841-1713
www.tribune-chronicle.com
Sports Editor: Ed Puskas
epuskas@tribune-chronicle.com

Boardman News

6221 Market St.
Youngstown, OH 44512
Phone: (330) 758-2658
Fax: (330) 758-2658
Sports Editor: John Darnell
bnews@zoominternet.net

Jambar (student newspaper)

Youngstown, OH 44555
Phone: (330) 941-2322/1811
Fax: (330) 941-2322
thejambar@gmail.com

Cumulus Broadcasting

4040 Simon Road
Youngstown, OH 44512
Phone: (330) 783-1000
Fax: (330) 783-0060
www.wbbw.com

Clear Channel Youngstown

**570 WKBN - Flagship
(Home of YSU Athletics)**
7461 South Ave.
Youngstown, OH 44512
Phone: (330) 965-0057
Fax: (330) 729-9991
General Manager: Bill Kelly
Sports Director: Jim Campbell
jimcampbell@clearchannel.com

WYTV-TV 33

Bill Castrovince, Sports Director
Kristi Branam
3930 Sunset Blvd.
Youngstown, OH 44512
Phone: (330) 788-2456
Fax: (330) 782-5261
www.wyvtv.com
sports@wyvtv.com

WKBN/WYFX TV

FOX 17/62
Ryan Allison, Sports Director
Joe Aulisio, Chad Krispinsky
3930 Sunset Blvd.
Youngstown, OH 44512
Phone: (330) 788-2456
Fax: (330) 782-5261
www.wkbn.com
sports@wkbn.com

WFMJ-TV 21

Dana Balash, Sports Director
Mike Ackelson, Rob Decker
101 West Boardman St.
Youngstown, OH 44503
Phone: (330) 744-8821
Fax: (330) 742-2472
www.wfmj.com
sports@wfmj.com



GUINS ON THE RADIO

All YSU men's basketball games can be heard live on NewsRadio 570 WKBN, a Clear Channel Station. Robb Schmidt, an Assistant Athletic Director for Marketing and Promotions within the Athletics Department, enters his ninth season as the play-by-play voice of the program. Schmidt also hosts the Penguin Playbook Radio Show which airs on 570 WKBN throughout the season. Mike Orto handles courtside engineering duties for Penguin Sports Radio.



Robb Schmidt
Play-by-Play
Ninth Season



Mike Orto
Engineer
Fifth Season



YSU SPORTS INFORMATION

Address 1003 Stambaugh Stadium
Youngstown State University
One University Plaza
Youngstown, Ohio 44555
Phone (330) 941-3192
FAX (330) 941-3191
Beeghly Center Press Row (330) 941-2271



TREVOR PARKS
Director

Office (330) 941-3192
Cell (330) 402-3289
Email tparks@ysu.edu



JAMIE HALL
Assistant Director/
Men's Basketball SID

Office (330) 941-1581
Cell (330) 540-5417
Email jehall@ysu.edu



JOHN VOGEL
Assistant Director

Office (330) 941-1480
Cell (330) 647-1150
Email javogel@ysu.edu



Kayla Hanuschak
Student Intern



Zach Humphries
Student Intern



Kelli Phillips
Student Intern

ATHLETIC DEPARTMENT PHONE DIRECTORY...(AREA CODE 330)

- Ron Strollo** • Executive Director of Intercollegiate Athletics 941-2385
rastrollo@ysu.edu
- Elaine Jacobs** • Associate Director of Athletics/SWA..... 941-2282
eajacobs@ysu.edu
- Rick Love** • Associate Director of Athletics 941-7227
rwlove@ysu.edu
- Emily Haynam** • Assistant Director of Athletics 941-7208
elhaynam@ysu.edu
- Tom Morella** • Assistant Athletic Director..... 941-2351
tmorella@ysu.edu
- Robb Schmidt** • Assistant A.D. for Marketing and Promotions..... 941-7266
rkschmidt01@ysu.edu
- Dr. Chester Cooper** • NCAA Faculty Representative..... 941-1361
crcooper01@ysu.edu
- Grant Springer** • Events Manager 941-3671
gmspringer@ysu.edu
- John Patrick** • Strength and Conditioning Coordinator..... 941-3689
jgpatrick@ysu.edu
- Carmine Cassese** • Equipment Manager 941-3725
clcassese@ysu.edu
- Joe Cassese** • Director of Athletic Development 941-2756
jcassese@ysu.edu
- John Doneyko** • Head Athletic Trainer 941-3190
jwdoneyko@ysu.edu
- Jim Morrison** • Associate Director of the Penguin Club..... 941-3720
jwmorrison@ysu.edu
- Matt Morrone** • Athletic Business Manager 941-3717
mjmorrone@ysu.edu
- Marilyn O'Bruba** • Coordinator of Academic Counseling..... 941-1921
maobruba@ysu.edu
- Trevor Parks** • Sports Information Director 941-3192
tparks@ysu.edu
- Tim Stuart** • Director of Athletic Tickets 941-7466
testuart@ysu.edu

DIRECTIONS TO THE BEEGHLY CENTER

From the East:

Take I-80 West to Ohio Route 711 Exit. (Exit on left side of I-80). On Route 711 exit at Gypsy Lane. Turn left (East) onto Gypsy Lane. Turn right (South) on Fifth Avenue to campus.

From the West:

Take I-71/I-77 to I-76 East (Youngstown). Follow Youngstown signs as I-76 turns into I-80. Follow I-80 to I-680. Take Exit 4A marked Youngstown State University. Follow the expressway and take the exit ramp marked Fifth Avenue. Proceed through the traffic light and along the access road to Fifth Avenue and campus.

From the South:

Take Ohio Route 11 North to I-680. Take Exit 4A marked Youngstown State University. Follow the expressway and take the exit ramp marked Fifth Avenue. Proceed through the traffic light and along the access road to Fifth Avenue and campus.

From the North:

(Cleveland & Toledo) From Cleveland take I-77 South to Ohio Turnpike I-80 East. Continue on the Ohio Turnpike to Exit 15. After exiting continue to follow the signs for I-80 East. Follow I-80 East to I-680. Take Exit 4A. Follow the expressway and take the exit ramp marked Fifth Avenue. Proceed straight through the traffic light and along the access roadway to Fifth Avenue and campus.

From Pittsburgh:

From the Pittsburgh Airport take Route 60 North to Toll Road I-60. Follow Toll Road I-60 to Pennsylvania Turnpike I-76. Take Pennsylvania Turnpike West to Exit 16A (I-680 North), the first exit in Ohio. Follow signs to Youngstown State University. Take I-680 North to Exit 6B (Hubbard). Take Exit for Ohio Route 422 West. Take expressway to the second exit ramp marked Fifth Avenue. Take a left at the light at the end of exit ramp. Arena is past football stadium.

GPS Address:

224 W. Spring St., Youngstown, OH 44555



2010-11 SEASON NOTES

Guins Begin 81st Season

The 2010-11 basketball campaign will be the 81st season of men's basketball at Youngstown State University.

Rockin' Beeghly Center

This season, the Penguins will play 16 home games in the friendly confines of the Beeghly Center. The 16 home contests are the most regular-season home games since the 1991-92 season when the Guins competed as an independent.

Sulskis' 1,000-Point Countdown

With 919 career points, senior Vytas Sulskis is just 81 points shy of becoming the 32nd player in YSU history to record 1,000 career points. The last player to reach 1,000 career points was John Barber in 2008.

At Home Early

The Penguins open the campaign with four of their first five contests in the Beeghly Center beginning with a season-opening tilt against Samford on Friday, Nov. 12, followed by hosting Mid-American Conference member Buffalo, Tuesday, Nov. 16.

It marks the first time since 1979-80 that the Guins will play four of their first five

games at home.

After a quick trip up Interstate 76 to visit Akron, who played in the postseason College Basketball Invitational, on Saturday, Nov. 20, the Guins return home to entertain MAC foe Toledo, Wednesday, Nov. 24 and Saint Francis (Pa.), Saturday, Nov. 27. The final two contests in November will also be the first two doubleheaders with the YSU women's program.

MAC Attack

The Guins play four teams from the Mid-American Conference. Akron, Buffalo Kent State and Toledo are on the slate early in the year.

Tough Schedule

The Penguins have never been shy about scheduling tough opponents and 2010-11 is no different. This season, the Guins will play nine 20-win teams and six programs that made the 2010 postseason.

Big Name Opponents

Over the last five seasons, the Penguins have made it a habit to schedule teams from BCS conferences. This season, the Guins visit NC State from the Atlantic Coast Conference. Since 2006-07, the Guins have faced teams from the Atlan-

tic Coast Conference (Maryland and NC State), Big East (Pittsburgh and Notre Dame), Big Ten (Michigan, Michigan State and Ohio State) and Pac-10 (UCLA).

Not Your Vytas, Our Vytas

Not only is senior Vytas Sulskis approaching the career 1,000-point plateau, he will be moving up the YSU career 3-point chart as well. Sulskis ranks tied for sixth entering the year with 126 career 3-pointers made and needs just 10 more to move in to fifth place past Doug Underwood (2001-04). Sulskis is averaging 42 3-pointers made each season. If he maintains that average, he will finish with 168 career 3-pointers and rank second all-time.

29 is Our Number

The Penguins play 29 regular-season games for the fifth consecutive year and just the sixth time in school history.

18 League Games

The 18 conference games will tie a school record. This is the fourth straight season YSU will play 18 conference games. As members of the Mid-Continent Conference, YSU played 18 games three times (1993-94, 1994-95 and 1995-96).

Eargle Eligible

After sitting out the 2009-10 season to fulfill NCAA transfer requirements, sophomore Damian Eargle is now eligible. Eargle transferred from Greensboro, where he averaged 9.2 points and 5.6 rebounds and was named to the Southern Conference All-Newcomer Team. Eargle lead the SoCon with 57 blocked shots.

Open League Play on the Road

For the second straight season, the Guins begin the month of December by opening Horizon League play on the road with a trek through Wisconsin. The Guins visit Milwaukee on Thursday, Dec. 2, and Green Bay, Saturday, Dec. 4.

Bracket Busters

YSU is again among the pool of teams involved in ESPN's BracketBuster concept. The Penguins will play at home on Saturday, Feb. 19. The opponent and time will be announced at a later date.





PENGUINS LOOK TO MADE-OVER ROSTER FOR SUCCESS IN 2010-11

For the third time in the last four seasons, the men's basketball team will rely on an abundance of talented newcomers fused with five veteran players to lead a resurgence to the Penguins' program.

Also for the third time in the last four campaigns, the Penguins are going to have to replace their leading scorer – DeAndre Mays (14.2 points per game) - from the previous season and three of the top four scorers from last year – (Mays, Kelvin Bright (10.1 ppg) and Sirlester Martin (9.9).

Senior Vytas Sulskis is the Penguins top returning scorer after ranking second on the team with career-high 11.3 points per game. The 6-foot-7 small forward connected on 41 percent from the floor and 76.5 percent from the free-throw line last season.

Along with Sulskis, who started 17 games last season, senior Dan Boudler, junior Ashen Ward, sophomore Damien Eargle and redshirt freshman Sheldon Brogdon and 10 newcomers will relied upon for more significant roles in 2010-11.

"Our three returners have all had great offseasons," Head Coach Jerry Slocum said. "They have the ability to be leaders plus they have played in the Horizon League and are battle tested.

Slocum is also pleased with what he sees in his 2010-11 squad.

"At this time of year you are excited and optimistic," Slocum said. "But until you get into the fire of the season it is difficult to assess your strengths and weaknesses.

"Our team has good chemistry and when you have a lot of new faces that is crucial."

Backcourt

The Penguins' backcourt will have to overcome two big losses with the graduations of Mays and Bright, who combined for 24.3 points per game last season, but it still has the combination of speed, versatility, experience and scoring ability.

Numbers-wise, the Guins' backcourt owns the most depth but only two of the 10 players have played a Division I game – Sulskis and Ward.

Point Guard

Freshmen point-guard Kendrick Perry, a three-time letterwinner at Edgewater High School in Orlando, Fla., and sophomore junior college transfer Blake Allen will be charged with running the Guins' offense.

Perry was a first-team all-area selection and a first-team all-county pick as a senior.

Allen averaged 14.2 points and 4.2 assists per game in one season at Redlands Junior College.

Although the Guins have two newcomers quarterbacking the offense, Slocum is assured that Allen and Perry can perform the



tasks assigned to them.

"I'm very confident at the point guard position," Slocum said. "Kendrick and Blake can handle the ball and shoot the ball well so we are very fortunate that our point-guard play can be good."

Shooting Guard

The Penguins will have plenty of options at the shooting guard position led by Ward, who played in all 30 games and started six times.

Ward is slated to be one the Guins' top perimeter threats and made 26 3-pointers a season ago, which ranked third on the team.

He also averaged 5.5 points per game and connected on 77.5 percent of his free-throw attempts.

Highly-touted redshirt freshman Sheldon Brogdon, who sat out last season recuperating from knee surgery, is a scoring threat from the perimeter and can also get to the basket. He



2010-11 SEASON OUTLOOK



averaged 18.7 points per game as a senior, and was a third-team all-state selection as a junior after averaging 21 points and three assists per game.

Junior-college transfer Devonte Maymon spent two seasons at John A. Logan College and connected on 40 percent of his 3-point attempts.

Freshmen Shawn Amiker, Jr., Nate Perry and Mike Podolsky will also battle for playing time in the backcourt.

Amiker, Jr. averaged 18.7 points, seven rebounds and three assists per game as a senior and led Ferndale to an undefeated regular season and a conference title.

Perry finished his career as Hempfield's all-time leading scorer with 1,662 points. He averaged 23.1 points per game as a senior to help Hempfield to the Pennsylvania Section 1-AAAA championship. He ranked third in the WPIAL in scoring as a junior with 25.7 points per game

Podolsky finished his career as Canfield's second-leading all-time scorer with 940 points and set the school's single-game records for most points with 41 and most field goals with 17.

Small Forward

At the small forward slot, Sulskis returns for his fourth season and is the squad's top returning scorer posting 340 points for a career-best average of 11.3 points per game. Sulskis, who connected on 41 3-pointers last season, ranks tied for sixth all-time with 126 career 3-pointers, has scored 919 career points. He is just shy of becoming the 32nd player in school history to score 1,000 career points.

Sulskis shot 40.9 percent from the floor, connected on 38 percent of his 3-point attempts and made 76.5 percent of his free-throw attempts.

Joining Sulskis at the "three" is junior college transfer DuShawn Brooks, who played two seasons at Butler County (Kan.) Community College where he scored a total of 589 points in two years.

Last season, Brooks averaged 10.8 points and 4.8 rebounds per game while shooting 50 percent from the floor, 40 percent from 3-point range and 72 percent from the free-throw line.

During his freshman season, Brooks scored 242 points for an average of 8.3 points per contest.

Frontcourt

In the frontcourt, the Guins will depend upon a quartet of big men headed by Boudler and Eargle and freshmen Josh Chojnacki and Fletcher Larson.

"The depth that we have at the five is strong," Slocum said. "Damian is a legit presence in blocking shots and getting up and down the floor."

Boudler played in 27 games last season making two starts. In 11.9 minutes per game, Boudler hauled down 2.2 rebounds per contest and added 1.7 points per game. He was also very efficient from the field connecting on 57.6 percent of his attempts.

Eargle is now eligible after sitting out the 2009-10 campaign fulfilling NCAA transfer requirements.

As a freshman at UNC-Greensboro in 2008-09, Eargle was named to the Southern Conference All-Newcomer Team averaging 9.2 points and 5.6 rebounds per game.

The 6-foot-7 forward also led the SoCon with 57 blocked shots and averaged 11.6 points per game against conference opponents.

Chojnacki (pronounced "shuh-NAK-ee"), a 6-foot-9 post, was a four-year letterwinner at Mercyhurst Prep in Erie, Pa., and, most recently named an Associated Press Class AA First-Team All-Pennsylvania selection.

As a senior, Chojnacki averaged 21.6 points and 11 rebounds per game and finished his career as the second leading scorer in Mercyhurst Prep history.

Larson, a 6-foot-8 forward, was named First-Team All-Western New York and led Jamestown High School to a sectional championship.



2010-11 SCHEDULE

Date	Day	Opponent	Site	Time
Nov. 12	Friday	SAMFORD	Beeghly Center	7:05 p.m.
Nov. 16	Tuesday	BUFFALO	Beeghly Center	7:05 p.m.
Nov. 20	Saturday	at Akron	Akron, Ohio	7 p.m.
Nov. 24	Wednesday	TOLEDO (DH)	Beeghly Center	7:35 p.m.
Nov. 27	Saturday	SAINT FRANCIS (Pa.) (DH)	Beeghly Center	7:05 p.m.
Dec. 2	Thursday	at Milwaukee*	Milwaukee, Wis	8 p.m.
Dec. 4	Saturday	at Green Bay*	Green Bay, Wis.	2 p.m.
Dec. 11	Saturday	at Robert Morris	Moon Township, Pa.	7 p.m.
Dec. 13	Monday	MALONE	Beeghly Center	7:05 p.m.
Dec. 16	Thursday	at NC State	Raleigh, N.C.	7 p.m.
Dec. 21	Tuesday	at Kent State	Kent, Ohio	7 p.m.
Dec. 30	Thursday	UIC*	Beeghly Center	7:05 p.m.
Jan. 1	Saturday	LOYOLA*	Beeghly Center	1:05 p.m.
Jan. 7	Friday	at Valparaiso*	Valparaiso, Ind.	TBA
Jan. 9	Sunday	at Butler*	Indianapolis, Ind.	2 p.m.
Jan. 11	Tuesday	WILBERFORCE	Beeghly Center	7:05 p.m.
Jan. 15	Saturday	CLEVELAND STATE*	Beeghly Center	7:05 p.m.
Jan. 20	Thursday	WRIGHT STATE* (DH)	Beeghly Center	7:45 p.m.
Jan. 22	Saturday	DETROIT* (DH)	Beeghly Center	7:05 p.m.
Jan. 27	Thursday	at Loyola*	Chicago, Ill.	8 p.m.
Jan. 29	Saturday	at UIC*	Chicago, Ill.	4 p.m.
Feb. 3	Thursday	BUTLER*	Beeghly Center	7:05 p.m.
Feb. 5	Saturday	VALPARAISO*	Beeghly Center	7:05 p.m.
Feb. 7	Monday	at Wright State*	Dayton, Ohio	7 p.m.
Feb. 12	Saturday	at Cleveland State*	Cleveland, Ohio	2 p.m.
Feb. 16	Wednesday	at Detroit*	Detroit, Mich.	7 p.m.
Feb. 19	Saturday	BRACKETBUSTERS	Beeghly Center	TBA
Feb. 24	Thursday	GREEN BAY*	Beeghly Center	7:05 p.m.
Feb. 26	Saturday	MILWAUKEE*	Beeghly Center	1:05 p.m.
March 1	Tuesday	Horizon League First Round	TBA	TBA
March 4	Friday	Horizon League Second Round	TBA	TBA
March 5	Saturday	Horizon League Semifinals	TBA	TBA
March 8	Tuesday	Horizon League Championship%	TBA	9 p.m.

All times are Eastern and subject to change.

* - Horizon League contest.

% - Broadcast Live on ESPN



2010-11 ROSTERS

Numerical Roster

No.	Name	Pos.	Ht.	Wt.	Yr.	Hometown/Previous School/High School
1	Blake Allen	G	6-1	180	So.	Tampa, Fla./Redlands/Brandon
3	Kendrick Perry	G	6-0	160	Fr.	Ocoee, Fla./Edgewater
4	Shawn Amiker, Jr.	G	6-4	175	Fr.	Oak Park, Mich./Ferndale
5	Nate Perry	G	6-2	197	Fr.	Greensburg, Pa./Hempfield Area
14	Josh Chojnacki	F	6-9	240	Fr.	Erie, Pa./Cathedral Prep
20	Ashen Ward	G	6-3	225	Jr.	Cleveland, Ohio/Villa Angela-St. Joseph
21	Damian Eargle	F	6-7	215	So.	Youngstown, Ohio/UNC-Greensboro/Harding
22	Devonte Maymon	G	6-2	180	Jr.	Middleton, Wis./John A. Logan/Madison Memorial
23	DuShawn Brooks	F	6-6	215	Jr.	Chicago, Ill./Butler County C.C./Thornton
24	Sheldon Brogdon	G	6-0	170	RFr.	Warren, Ohio/Warren Harding
25	Fletcher Larson	F	6-8	215	Fr.	Lakewood, N.Y./Jamestown
32	Tre Brewer	G	6-5	202	Jr.	Alto Loma, Calif./San Bernadina Valley/Etiwanda
33	Dan Boudler	F	6-7	240	Sr.	Louisville, Ohio/Louisville
34	Mike Podolsky	G	6-1	214	Fr.	Canfield, Ohio/Canfield
44	Vytas Sulskis	F	6-7	215	Sr.	Vilnius, Lithuania/The Rock (Fla.)

Head Coach: Jerry Slocum (Kings (N.Y.), 1975), Sixth Season

Assistant Coaches

Michael Wernicki (Pittsburgh, 1996), Sixth Season

Brian DePaoli (Clarion, 2000), Sixth Season

Byron Thorne (Penn State-Behrend, 1994), Sixth Season

Director of Basketball Operations: Jason Pacanowski (Southern Illinois, 2006), Third Season

Alphabetical Roster

No.	Name	Pos.	Ht.	Wt.	Yr.	Hometown/Previous School/High School
1	Blake Allen	G	6-1	180	So.	Tampa, Fla./Redlands/Brandon
4	Shawn Amiker, Jr.	G	6-4	175	Fr.	Oak Park, Mich./Ferndale
33	Dan Boudler	F	6-7	240	Sr.	Louisville, Ohio/Louisville
32	Tre Brewer	G	6-5	202	Jr.	Alto Lomo, Calif./San Bernadina Valley/Etiwanda
24	Sheldon Brogdon	G	6-0	170	RFr.	Warren, Ohio/Warren Harding
23	DuShawn Brooks	F	6-6	215	Jr.	Chicago, Ill./Butler County C.C./Thornton
14	Josh Chojnacki	F	6-9	240	Fr.	Erie, Pa./Cathedral Prep
21	Damian Eargle	F	6-7	215	So.	Youngstown, Ohio/UNC-Greensboro/Harding
25	Fletcher Larson	F	6-8	215	Fr.	Lakewood, N.Y./Jamestown
22	Devonte Maymon	G	6-2	180	Jr.	Middleton, Wis./John A. Logan/Madison Memorial
3	Kendrick Perry	G	6-0	160	Fr.	Ocoee, Fla./Edgewater
5	Nate Perry	G	6-2	197	Fr.	Greensburg, Pa./Hempfield Area
34	Mike Podolsky	G	6-1	210	Fr.	Canfield, Ohio/Canfield
44	Vytas Sulskis	F	6-7	215	Sr.	Vilnius, Lithuania/The Rock (Fla.)
20	Ashen Ward	G	6-3	214	Jr.	Cleveland, Ohio/Villa Angela-St. Joseph



HEAD COACH JERRY SLOCUM



Now in his sixth year, Head Coach Jerry Slocum has created a buzz around the Youngstown State men's basketball program not felt in many years.

He is one of just 17 active NCAA men's basketball coaches to record more than 600 career victories.

Now in his 36th season as a head coach, Slocum ranks sixth among active Division I mentors with 629 wins.

Slocum became just the 47th individual in NCAA history to win at least 600 games as a head coach. He reached his milestone victory on Feb. 22, 2007, when the Penguins defeated Wright State.

While he achieved a historic personal accomplishment, Slocum has always been about the success of his players and his program over the attention he receives.

Slocum, who is the 12th head coach in school history, has tremendous energy around the basketball court and his passion for the game has shown in the way the Penguins have played under his tutelage.

In his five seasons at YSU, three of Slocum players reached the coveted 1,000-point plateau and three have signed professional contracts.

Last season, Youngstown State hosted a game on national television when the Guins entertained Milwaukee on Jan. 22. The game drew a crowd of 6,087, the eighth-largest attended game in school history.

The 2009-10 season also marked the first time Youngstown State played twice on ESPNU in the same season. The Penguins game at Cleveland State on Jan. 30, 2010, was also nationally-televised on ESPNU.

DeAndre Mays also became the first player since Ryan Patton to record back-to-back 100-assist seasons. Mays posted 207 assists in two years. Patton accomplished the feat in 2000-01 and 2001-02.

In 2008-09, Mays became the third Slocum recruit to be named to the Horizon League's All-Newcomer Team after averaging 10.7 points and 3.5 assists per game.

For the second time in three seasons, the Penguins hosted a first-round Horizon League Tournament game, while winning four straight Horizon League regular-season contests for the first time since joining the league.

The Penguins also won seven Horizon League games for the second time in three seasons.

In 2007-08, Byron Davis, who ranked fourth in the Horizon League with 15.5 points per game, and John Barber each eclipsed the 1,000 point total during their final season of eligibility.

Vytas Sulskis set the YSU freshman record with 46 3-pointers and was named to the CollegeInsider.com Mid-Major Freshman All-America Team and the Horizon League All-Newcomer Team.

SLOCUM HIGHLIGHTS

- 35 seasons as a Collegiate head coach
- Posted a 629-425 career record
- Owns a career winning percentage of .597
- One of 17 active coaches with 600 career victories
- Has earned 49 victories at YSU
- 25 winning seasons
- 19 20-win seasons
- Averaging 18 wins per year
- Spent nine seasons from as the head coach at Gannon where he won 179 games
- Was the Head Coach at Geneva for nine seasons where he won 202 games
- Was the Head Coach at Nyack College for 12 seasons where he won 199 games

In 2006-07, the Guins played a school-record 31 games, won seven HL contests while posting 14 overall victories. YSU won a postseason game for the first time since March 2003 and played host to a postseason tilt for the first time since 1995. In the five-point-or-less nailbiters, Youngstown State was 7-1 and all 14 wins came when shooting better than an opponent.

During the year YSU had two three-game winning streaks in a schedule that featured three Big Ten foes, including NCAA finalist Ohio State. The Guins also earned victories over tournament participants Wright State and Eastern Kentucky.

Guard Quin Humphrey, who scored 1,707 points, became the school's first two-time first-team all-conference selection and after his career signed a professional contract to play in Europe.

In 2005-06, YSU had its first Horizon League first-team all-conference performer in Humphrey while Keston Roberts made the all-newcomer team. The Guins had the leading individuals in scoring, rebounding and assists in the League, only the second time in the league's 26 years that a team accomplished that feat.

Youngstown State showed no fear from the outside attempting a school-record 578 3-pointers while making 191 - the second most. The Guins cut way down on turnovers - the 368 was the fourth fewest ever - and were solid from the free-throw line making 70.6 percent - the fifth-highest ever by a YSU team.

Slocum, who has the distinction of being the winningest coach at three different schools, was named YSU's head coach on April 12, 2005. He hit the ground running and the program has been moving forward ever since.

Slocum has been involved in more than 1,000 games as he enters his 36th season. Overall, he has a mark of 629-425 in his career coaching at four different schools.

Slocum came to the Mahoning Valley after a distinguished nine-year tenure at Division II Gannon in Erie, Pa. He led the Golden Knights to a 179-78 record and six straight appearances in the NCAA Division II Tournament.

His teams have been very successful on all levels during his career as a head coach. In his 35 years, he has had 25 winning seasons, while posting 19 20-win campaigns.

Gannon finished first -- three times -- or second in the South Division of the GLIAC in each of his nine years.

In 2000-01 and 2001-02 his squad tied for the South Division title after winning the outright crown in 1999-2000. In 2001, Gannon advanced to the GLIAC Tournament title game for the first time in school history losing to Grand Valley State.

Slocum was named the GLIAC Coach of the Year following the



HEAD COACH JERRY SLOCUM

1999-2000 campaign after leading the Golden Knights to a 16-3 league mark. That season his team posted a 23-5 ledger setting his personal best at the school for wins in a season and winning percentage (.821).

While at Gannon, he recorded his 500th career coaching victory against Edinboro on Nov. 20, 2001.

He owned a .696 winning percentage at the school while averaging just under 20 wins per season.

His players at Gannon earned numerous awards. He had six All-Americans, one Academic All-American, one Division II National Player of the Year (Troy Nesmith in 1997) and two conference players of the year.

At Geneva, he was a consistent winner posting 20-win campaigns in his final eight seasons with the Golden Tornadoes. In his stint as head coach, he had a 202-81 overall mark for a winning percentage of .714.

He helped the program make four NAIA Division I Tournament appearances during his tenure. The first came in 1989-90, which was the first time Geneva had qualified for the postseason event since 1956. He had two 28-win seasons (1992-93 and 1993-94) along with a 27-win campaign in 1991-92 while at Geneva.

In his final year at Geneva in 1995-96, the Golden Tornadoes finished 24-7 and advanced to the quarterfinals of the NAIA Tournament. The previous year, Geneva

was 26-6 and won a first-round game in the NAIA Tournament. The win marked the school's first in the postseason tournament since 1956.

His 400th career win came when Geneva defeated Montana State-Northern in the opening round of the 1996 NAIA Tournament. He picked up his 300th career victory against Ohio Valley early in the 1992-93 campaign. His 200th win came in his first game as the head coach at Geneva against Bethany in 1987.

Slocum's head-coaching experience began at Nyack College in Nyack, N.Y., from 1975 through 1987.

He spent 12 seasons in charge of the Warriors' program finishing with a 199-166 overall record for a .545 winning percentage. He ended his tenure strong winning at least 20 games in his final six seasons. His best campaign was a 25-8 mark in 1984-85. He was inducted into the Nyack Athletics Hall of Fame in October 2001.

Slocum is a 1975 graduate of The Kings, N.Y., College where he earned his bachelor's degree in Physical Education. He earned a Master's Degree in Athletic Administration from the U.S. Sports Academy in 1987.

Jerry and his wife Kim, have a son, Aaron, a daughter, Anelli and a grandson, Aidan.

Aaron is an assistant football coach and special education teacher at Erie Cathedral Prep while Anelli is a paralegal in Youngstown.

600-WIN COACHES

Coach Jerry Slocum is one of 17 active NCAA Coaches with 600 victories. Slocum ranks sixth in terms of wins by current Division I coaches.

Name	Wins	Year
Herb Magee	907	44th
<i>Philadelphia U</i>		
Mike Krzyzewski*	868	36th
<i>Duke</i>		
Jim Boeheim*	829	35th
<i>Syracuse</i>		
Jim Calhoun*	823	39th
<i>Connecticut</i>		
Glenn Robinson	782	40th
<i>Franklin & Marshall</i>		
Jim Smith	713	47th
<i>St. John's (Minn.)</i>		
Bob Chipman	678	32nd
<i>Washburn</i>		
Bob Huggins*	665	29th
<i>West Virginia</i>		
Gary Williams*	649	33rd
<i>Maryland</i>		
Dick Reynolds	631	39th
<i>Otterbein</i>		
Jerry Slocum*	629	36th
<i>Youngstown State</i>		
Dick Whitmore	626	40th
<i>Colby</i>		
Steve Moore	625	30th
<i>Wooster</i>		
Homer Drew*	617	34th
<i>Valparaiso</i>		
Roy Williams*	614	23rd
<i>North Carolina</i>		
David Hixon	612	33rd
<i>Amherst</i>		
Bo Ryan*	600	27th
<i>Wisconsin</i>		

*Active Division I Head Coaches



The 2010-11 Youngstown State men's basketball coaching staff (l to r): Brian DePaoli, Michael Wernicki, Jerry Slocum, Byron Thorne and Jason Pacanowski.

SLOCUM'S CAREER RECORD

School	Years	Record	Pct.
YSU	5	49-100	.329
Gannon	9	179-78	.696
Geneva	9	202-81	.714
Nyack	12	199-166	.545
TOTALS	35	629-425	.597

Winning Seasons | 25

20-Win Seasons | 19

Average Wins Per Season | 18.3



HEAD COACH JERRY SLOCUM



Youngstown State Highlights | 2005-10

- In five years YSU has had a player score at least 30 points on 10 occasions
- Three players - Quin Humphrey, Keston Roberts and Mikko Niemi - signed professional basketball contracts
- Program had a seven-win improvement from his first to second seasons
- Hosted a first-round Horizon League Tournament Game in two of the last four seasons
- In 2008-09, DeAndre Mays was named to the Horizon League All-Newcomer League
- Sirlester Martin ranked second in the Horizon League with 7.3 rebounds per game in 2008-09
- Vytas Sulskis was named CollegelInsider.com's 2007-08 Freshmen Mid-Major All-American
- DeAndre Mays, Vytas Sulskis and Keston Roberts all named to the Horizon League All-Newcomer Team
- John Barber, Byron Davis and Quin Humphrey became 1,000-point career scorers
- Quin Humphrey was named two-time first-team All-Horizon League (first time in YSU history)
- Seven Horizon League wins in 2006-07 and 2008-09 are school bests
- In 2006-07, YSU played a school record 31 games
- In 2006-07, YSU won 10 homes games for just the fourth time since 1986-87
- In 2006-07, earned school's first win at Kent State since December 1956
- In 2006-07, school won first postseason game since 2003
- In 2006-07, YSU won its most road games since 2000-01
- In February 2007 hosted school's first postseason game since 1995
- In 2005-06, Humphrey led the Horizon League in scoring and rebounding
- In 2005-06, set a school record for 3-point attempts, while ranking second in 3-point makes
- In 2005-06, Derrick Harris led the Horizon League in assists
- In 2005-06, YSU had the top statistical league leaders in all three categories

COACH SLOCUM'S YEAR-BY-YEAR

Year	School	Record
2009-10	YSU	8-22
2008-09	YSU	11-19
2007-08	YSU	9-21
2006-07	YSU	14-17
2005-06	YSU	7-21
2004-05	Gannon	18-11
2003-04	Gannon	22-8
2002-03	Gannon	20-10
2001-02	Gannon	21-7
2000-01	Gannon	22-8
1999-00	Gannon	23-5
1998-99	Gannon	19-9
1997-98	Gannon	16-11
1996-97	Gannon	18-9
1995-96	Geneva	24-7
1994-95	Geneva	26-6
1993-94	Geneva	28-4
1992-93	Geneva	28-3
1991-92	Geneva	22-9
1990-91	Geneva	20-15
1989-90	Geneva	22-9
1988-89	Geneva	20-15
1987-88	Geneva	6-21
1986-87	Nyack	22-8
1985-86	Nyack	21-9
1984-85	Nyack	25-8
1983-84	Nyack	21-9
1982-83	Nyack	20-13
1981-82	Nyack	20-12
1980-81	Nyack	17-11
1979-80	Nyack	10-21
1978-79	Nyack	8-24
1977-78	Nyack	8-21
1976-77	Nyack	17-14
1975-76	Nyack	10-16

Gannon Highlights | 1996-97 • 2004-05

- School record for most victories by a head coach
- Posted at least 18 wins in eight of his nine seasons
- Has posted five 20-win seasons, including five of the last six years
- GLIAC Coach of the Year for 1999-2000 season
- Best record was a 23-5 mark in 1999-2000
- The 23 victories were the most by the school since the 1989-90 season
- Won the GLIAC Southern Division title in 1999-2000, 2000-01 and 2001-02
- The 2001 team advanced to the GLIAC postseason championship game
- Had 22 wins in 2000-01, 21 in 2001-02, 20 in 2002-03 and 22 in 2003-04
- Appeared in six consecutive NCAA Division II Tournaments
- Appeared in nine straight GLIAC postseason tournaments
- Finished first or second in the South Division every year

Geneva Highlights | 1987-88 • 1995-96

- School record for highest winning percentage
- Posted 20-win seasons in each of his final eight years
- Had 28 wins on two occasions (28-3 in 1992-93 and 28-4 in 1993-94)
- Competed in the NAIA Tournament in three of his final four years
- In 1994-95, team picked up school's first NAIA Tournament win since 1956
- In 1995-96, made first trip to the NAIA Division I quarterfinals
- Won District 18 Championship in 1989-90 for first time in school's last 34 years

Nyack Highlights | 1975-76 • 1986-87

- School record for victories and winning percentage
- Team posted six straight 20-win seasons in his final six years
- Best record was 25-8 in 1984-85
- Took program to NAIA District 31 playoffs for six consecutive years
- Had eight winning seasons in 12 campaigns
- Three-time District Coach of the Year



COACHING STAFF



Assistant Coach Michael Wernicki is in his sixth year as part of the Youngstown State coaching staff. Wernicki enters his eighth year as an assistant coach on the Division I level and his 14th season overall coaching college basketball.

Besides his day-to-day coaching duties, Wernicki also serves as the program's recruiting coordinator. He assists Coach Jerry Slocum in opponent scouting, on-court coaching and helps oversee the academic progress of the Penguins' student-athletes.

Since his arrival at YSU, the Guins have had two first-team all-league selections and three all-newcomer team honorees.

Last season, DeAndre Mays also became the first player since Ryan Patton to record back-to-back 100-assist seasons. Mays posted 207 assists in two years. Patton accomplished the feat in 2000-01 and 2001-02.

In 2006-07, the Penguins won 14 games, their most in six years, while finishing in a fourth-place tie in the Horizon League. Guard Quin Humphrey became the first player in school history to earn first-team all-conference honors in consecutive years.

Prior to coming to YSU, he spent two years at Canisius.

While coaching with the Golden Griffins for Mike MacDonald, he served as the recruiting coordinator, assisted with on-floor coaching, monitored academic progress and scouting.

ASSISTANT COACH

Sixth Season at Youngstown State

COACHING HISTORY

Youngstown State
Assistant Coach
2005-Present

Canisius
Assistant Coach
2003-05

Mercyhurst
Assistant Coach
1997-2003

EDUCATION

B.S. degree
(communication and
English writing)
Pittsburgh, '96

M.S. degree
(Sports Administration)
Canisius, '05

PLAYING HISTORY

Two-year letterwinner at Pittsburgh

PERSONAL

Born: January 30, 1973
Wife: Maura

In 2004-05, Canisius ended the year with a flourish winning 10 of its final 19. While at the school, he earned a Master's Degree in Sports Administration.

Wernicki went to Canisius from Division II Mercyhurst where he spent six seasons as an assistant coach for Karl Fogel.

He helped guide the Lakers to three conference tournament appearances and aided in the recruitment and development of two Freshman-of-the-Year selections and eight all-conference players. The team's best season was in 2000-01 when the Lakers won 17 games. In his final year at Mercyhurst, he coached alongside fellow YSU assistant Brian DePaoli.

A native of Erie, Pa., Wernicki played basketball for the University of Pittsburgh. During his career, the Panthers made appearances in the 1992 NIT and the 1993 NCAA Tournament.

In 1991-92, Pittsburgh posted an 18-16 record and followed that with a 17-11 mark in 1992-93. The Panthers advanced to the second round of the NIT in 1992, and in 1993, lost to Utah in the first round. Following his playing career, he spent a season as a student coach with the Panthers.

Wernicki graduated with a bachelor's degree in Communication and English Writing from Pittsburgh in 1996.

He spent one season as an assistant coach at Franklin Regional High School, where he helped lead his team to the state championship game and a 29-4 record.

Michael and his wife Maura, a Reading Intervention Specialist and former student-athlete at John Carroll, reside in Poland.





COACHING STAFF



Assistant Coach Brian DePaoli is in his sixth season as a member of the Youngstown State staff, his eighth coaching alongside Coach Jerry Slocum and 11th season overall.

DePaoli served two years at Gannon under Slocum before coming to Youngstown State prior to the 2005-06 campaign.

DePaoli handles a variety of duties for the staff, including opponent scouting, on-court coaching, recruiting and working with the post players.

Since his arrival at YSU, the Guins have had two first-team all-league selections and three all-newcomer team honorees.

Last season, DeAndre Mays also became the first player since Ryan Patton to record back-to-back 100-assist seasons. Mays posted 207 assists in two years. Patton accomplished the feat in 2000-01 and 2001-02.

In 2006-07, the Penguins won 14 games, their most in six years, while finishing in a fourth-place tie in the Horizon League. Guard



Quin Humphrey became the first player in school history to earn first-team all-conference honors in consecutive years.

A native of Erie, Pa., he spent two years at Clarion, a season at Mercyhurst and two campaigns with the Golden Knights before following Slocum to the Mahoning Valley in April 2005. In three of those seasons as a Division II assistant, his school's appeared in the NCAA Tournament.

In his two seasons at Gannon, the program posted overall marks of 22-8 in 2003-04 and 18-11 in 2004-05 while qualifying for the NCAA Division II Tournament both years. The Golden Knights finished second in the South Division of the Great Lakes Intercollegiate Athletic Conference both years going 12-5 in 2003-04 and 11-6 in 2004-05.

At Clarion, DePaoli coached under Dr. Ron Righter and helped lead the Eagles to a 19-10 mark, a PSAC Championship, and its first-ever trip to the NCAA Division II Tournament in 2000-01. He then helped lead the Eagles to a 15-11 record in 2001-02, cumulating in another PSAC playoff berth.

He moved to Mercyhurst College in 2002-03 and helped Coach Karl Fogel guide the Lakers through the rigors of the GLIAC. In his year at Mercyhurst, he coached alongside fellow YSU assistant Michael Wernicki.

DePaoli graduated from Clarion with a bachelor's degree in secondary education in 2000 and a master's degree in rehabilitation science in 2002.

In his hometown, he has assisted the Millcreek Youth Athletic Association Boy's Basketball Program. He has also worked numerous summer camps, including those at Notre Dame, Maryland, Army, and the Eastern Invitational.

Brian and his wife Tera, who is a dentist, have a daughter Ella and reside in Boardman.

ASSISTANT COACH

Sixth Season at Youngstown State

EDUCATION

B.S. degree (secondary education) Clarion, '00

COACHING HISTORY

Youngstown State Assistant Coach 2005-Present

M.S. degree (rehabilitation science) Clarion, '02

Gannon Assistant Coach 2003-05

PERSONAL

Born: July 14, 1977
Wife: Tera
Daughter: Ella

Mercyhurst Assistant Coach 2002-03

Clarion Assistant Coach 2000-02



Assistant Coach Byron Thorne is in his sixth season with the YSU program. A veteran of the collegiate ranks, he is entering his 15th year as a collegiate assistant coach.

For the Guins, he handles scheduling, assists in scouting and recruiting, while working with the perimeter players.

Last season, DeAndre Mays also became the first player since Ryan Patton to record back-to-back 100-assist seasons. Mays posted 207 assists in two years. Patton accomplished the feat in 2000-01 and 2001-02.

In 2008-09, Vytas Sulskis led the team with 39 3-pointers while Tom Parks ranked seventh in the Horizon League with a .403 3-point percentage.

During the 2007-08 season, Sulskis set a YSU freshman record with 46 3-pointers and was named to the CollegelInsider.com Freshman Mid-Major All-America Team.

In 2006-07, the Penguins won 14 games, their most in six years, while finishing in a fourth-place tie in the Horizon League. Guard Quin Humphrey became the first player in school history to earn first-team all-conference honors in consecutive years.

Thorne joined Coach Jerry Slocum's staff after serving as the head coach of the Maryland Elite AAU 17-and-under team.

Thorne was an assistant coach at Loyola (Md.) from 2000-01 through 2003-04. For the Greyhounds, he handled recruiting,



scouting, on-floor coaching and worked with the guards.

He was an assistant coach at the University of Albany for three seasons (1997-2000), also for Hicks, before moving on to Loyola. He had similar duties on the Great Danes' staff working on recruiting, scouting and on-floor efforts. In his initial year in 1997-98, Albany finished the season with a 19-8 mark. The school was in the NCAA Division I transitional phase in 1999-2000, his final year.

His first assistant coaching position was with Division III Elmira College from 1995 through 1997. For two campaigns he was a member of Coach Terry Zeh's staff. In 1997, Elmira reached the Eastern Collegiate Athletic Conference Division III Upstate New York Championship Game and the ECAC quarterfinals in 1996.

A native of Pittsburgh, Pa., he graduated from Vincencian High School where he was voted to the city's Fabulous Five All-Star team as a senior.

He went on to have a highly-successful playing career at Penn State-Behrend from 1990-94. He finished his career ranked first in steals (171), second in scoring (1,386), third in assists (321), fourth in field-goals made (543) and fifth in free-throws made (259) while playing in 102 contests. As a senior, he was named the school's Male Athlete of the Year scoring 568 points. He was named to the Division III All-America team by the Basketball News becoming the first player in school history to earn all-America accolades.

In 2004, he was inducted into the school's Hall of Fame.

He earned his bachelor's degree in management information systems from PSU-Behrend in 1994 while he received his master's in Education from Elmira in 1997.

Byron and his wife, Lisa, have a son, Brayden. Lisa played basketball at Pittsburgh from 1989-93.

ASSISTANT COACH

Sixth Season at Youngstown State

EDUCATION

B.S. degree (management information systems) Penn State-Behrend, '94

COACHING HISTORY

Youngstown State Assistant Coach 2005-Present

M.S. degree (education) Elmira, '97

Maryland Elite AAU Head Coach 2004-05

PLAYING HISTORY

Four-year letterwinner as a guard at Penn State-Behrend

Loyola (Md.) Assistant Coach 2000-04

PERSONAL

Born: Sept. 2, 1972
Wife: Lisa
Son: Brayden

Albany Assistant Coach 1997-2000

Elmira College Assistant Coach 1995-97



SUPPORT STAFF



Jason Pacanowski is in his third season as the Director of Basketball Operations for the Youngstown State men's basketball program.

Pacanowski's responsibilities include team travel, film exchange, coordination of camps and a variety of administrative duties.

During the summer of 2010 the program hosted 25 teams in its one-day team camp under Head Coach Jerry Slocum. The camp used gyms in the Beeghly Center and Stambaugh Stadium on YSU's campus and at surrounding area high schools.

The Penguins' Full Court Individual Camp hosted 61 campers while the Half Court Camp had 79 participants.

As an undergraduate, Pacanowski served the Salukis as a team manager for four years under coaches Bruce Weber, Matt Painter and Chris Lowery. During his tenure at SIU, the Salukis reached the NCAA Sweet 16 during the 2006-07 season.

Pacanowski earned a bachelor's degree in physical education from Southern Illinois in 2006 and a master's degree in sports management from Southern Illinois in 2008.

Jason and his wife, Katie, live in Boardman.




Mari Ann Cann is in her 11th season as the secretary for both the Youngstown State women's and men's basketball programs.

Cann is responsible for the day-to-day administration of both offices including purchase order requisitions, mailings and practice schedules.

Cann received her undergraduate degree in information technology from Youngstown State University in May 2005. She also received a master's degree in computer and information systems in August 2008.

Mari Ann and her husband, Bill, have three children, Bill, Jennifer, and A.J., who are all graduates of YSU.



Todd Burkey is in his 10th year with the Youngstown State Athletic Department. Burkey is in his third season as assistant athletic trainer after spending the previous seven years as the Guins' Strength and Conditioning Coordinator.

Burkey is the athletic trainer for the men's basketball program and assists Head Athletic Trainer John Doneyko with football and various other duties.

In the spring of 2009, Burkey assumed strength and condition responsibilities for the men's basketball program as well.

While serving as strength and conditioning coach, he developed programs for all 18 YSU sports and remodeled the Stambaugh Stadium strength complex to make it one of the most functional in the Horizon League and the Missouri Valley Football Conference. He also helped create a state-of-the-art weight room in the Beeghly Center for use by the basketball programs as well as the swimming and diving and the volleyball teams.

Burkey is a National Strength and Conditioning Association certified strength coach and NATA certified athletic trainer.

As strength and conditioning coach he produced 25 National Strength and Conditioning All-Americans.

He headed the strength and conditioning program at North Ridgeville High School before becoming an athletic trainer at the Cleveland Clinic where he worked before accepting his current position. He is a NATA Certified and Ohio Licensed Athletic Trainer and a NSCA Certified Strength and Conditioning Specialist. He also worked as an athletic trainer for Kolczun & Kolczun Sports Medicine.

A native of Greenford, Ohio, Burkey earned his degree from Youngstown State in Exercise Science in 1994 and earned a Masters in Sports Science from Ashland University in 2000. He was a student trainer on the National Championship teams in 1991 and 1993.

Todd and his wife, Justine, have two daughters Kaylin and Raegan.

2010-11 TEAM MANAGERS



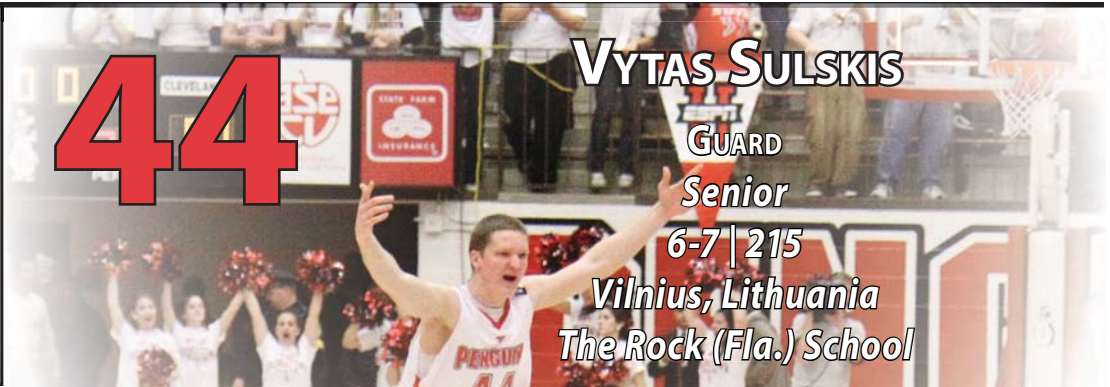
Jaron Howell
Manager | First Season



Dan Rauschenbach
Manager | Fourth Season



PLAYER PROFILES



VYTAS SULSKIS

GUARD

Senior

6-7 | 215

Vilnius, Lithuania

The Rock (Fla.) School

2009-10 | Junior

Appeared in all 30 games with 17 starts... Averaged 11.3 points, 4.4 rebounds and 1.8 assists per game... Scored a career-best 340 points with 133 rebounds and 53 assists... Scored in double figures 19 times with two 20-point performances... Connected on 41-of-108 3-point attempts or 38 percent... Shot 40.9 percent (99-of-242) from the field and 76.5 percent (101-of-132) from the free-throw line... Scored 15 points and grabbed six rebounds against Kent State (11/18)... Poured in 17 points with four assists against Green Bay (12/19)... Connected on 10-of-12 free-throw attempts en route to 13 points in an 82-69 win over High Point (12/22)... Went 5-of-9 from the floor, 3-of-3 from 3-point range and 4-of-4 from the charity stripe for 17 points in a 76-67 victory over UIC (1/7)... Poured in 21 points and hauled down six boards against UIC (2/6)... Recorded first career double-double with a season-high 24 points and career-high tying 11 rebounds against Valparaiso (2/13)... Made a season-best four 3-pointers against the Crusaders... Scored 18 points against UC-Riverside (2/20)... Posted a double-double with 15 points and 10 rebounds against Wright State (2/25)... Averaged 15 points and



5.7 rebounds per game over the last nine games of the season.

2008-09 | Sophomore

Played in all 30 games with nine starts...scored in double figures 14 times...posted four 20-point performances...ranked third on the team in scoring with 10.3 points per game... scored 309 points, grabbed 104 rebounds, had 56 assists, 27 steals and 11 blocks...played 718 minutes for an average of 23.9 minutes per game...posted a season-high 24 points on 9-of-11 shooting from the floor, including four 3-pointers, against Robert Morris (11/25)...poured

in 22 points against Saint Francis (Pa.) (11/29)...drained five 3-pointers en route to 20 points against Charlotte (12/21)...averaged 12.7 points per game over the last 10 games, scoring in double digit eight times... scored 15 points on 6-of-9 shooting against Detroit (1/31)...made three treys and scored 13 points in a 68-60 win over UIC (2/7)...drained game-winner with 1.4 seconds left to knock off Milwaukee (2/14)...connected on 6-of-11 from the field and scored a team-high 18 points in a 68-64 win over Saint Peter's (N.J.) (2/21)...posted a team-best 20 points against UIC in the first round of the Horizon League Tournament (3/3)...shot 41.2 percent (110-of-243) from the field, 32.2 percent (39-of-121) from 3-point range and 70 percent (70-of-100) from the free-throw line.

CAREER BESTS

Points	26 vs. UIC (1/3/2008)
Rebounds	11, twice
FT Made	m.r. vs. Valparaiso (2/13/10)
FG Made	10 vs. High Point (12/22/09)
3-Pt. FG Made	m.r. at Robert Morris (11/5/2008)
Assists	5 at Charlotte (12/21/08)
Steals	6 vs. Allegheny (11/22/08)
Blocks	3, three times
Minutes	m.r. at Milwaukee (2/15/10)
	3 at Cleveland State (1/30/10)
	36 at Detroit (1/12/2008)

2009-10 SEASON BESTS

Points	24 vs. Valparaiso (2/13/10)
Rebounds	11 vs. Valparaiso (2/13/10)
FT Made	10 vs. High Point (12/22/09)
FG Made	8 vs. Valparaiso (2/13/10)
3-Pt. FG Made	4 vs. Valparaiso (2/13/10)
Assists	4, five times
Steals	m.r. vs. Wright State (2/25/10)
Blocks	3 at Milwaukee (2/15/10)
Minutes	3 at Cleveland State (1/30/10)
	34 vs. High Point (2/22/09)

VYTAS SULSKIS' CAREER STATISTICS

Year	GP-GS	MP-Avg.	FG-FGA	Pct.	3FG-FGA	Pct.	FT-FTA	Pct.	Reb.-Avg.	Fouls	Assists	Steals	Blocks	Points	Avg.
2009-10	30-17	821-27.4	99-242	.409	41-108	.380	101-132	.765	133-4.4	83	53	19	20	340	11.3
2008-09	30-9	718-23.9	100-243	.412	39-121	.322	70-100	.700	104-3.5	88	56	27	11	309	10.3
2007-08	30-29	722-24.1	91-216	.421	46-121	.380	42-71	.592	131-4.4	99	60	32	7	270	9.0
Totals	90-57	2261-25.1	290-701	.414	126-350	.360	213-303	.703	368-4.1	270	169	78	38	919	10.2



PLAYER PROFILES



from the field, 4-of-6 from behind the 3-point arc and 4-of-7 from the line against the Flames...had 20 points in win over Green Bay, all of which came in the first half...was 8-of-12 from the field and 4-of-5 from the 3-point line against the Phoenix...finished with 19 at Green Bay...made 7-of-8 free-throw attempts, both of which were season highs...had 18 points in victory at Detroit making 7-of-15 attempts and 4-of-9 3-pointers...15 field-goal attempts were a season-high...had 18 points at UIC...posted a season-high five assists against Valparaiso and at UIC...had four assists against Loyola and at Butler...had season-high two blocks at Eastern Kentucky...blocked a shot in six games...had a high of three steals at Detroit...credited with multiple steals in 13 games...had a season-high 11 rebounds against Valpo...grabbed eight boards at Detroit and against Slippery Rock...had seven rebounds on four occasions...made 28 3-pointers in league play, the most by any freshman...made 3-pointers in 23 games...attempted nine 3-pointers at Detroit and versus Wright State...attempted five-or-more 3-pointers on 12 occasions...in three games against UIC had 51 points, averaging 17.0 per game...in two games against Green Bay had 39 points, averaging 19.5 per contest...attempted double figures in shots six times...had two dunks...was the first player to score five times...was the team's leader in assists on seven occasions...also led team in rebounding seven times...team's high scorer in three contests.



High School

As a senior, was a first-team FSN/Sun Sports Class all-state selection by the Florida Sports Writers Association...named the Florida Dairy Farmers Class 1A Player of the Year...averaged 17 points, seven rebounds and just under four assists per game...Lions played in the 1A state championship game...team finished 24-8...became first athletic program in school history to reach state semifinals...had 28 points, 11 rebounds, six assists and three blocks to led team to impressive District 4-1A win over Potter's House...participated in the Senior Showcase Florida East-West All-Star Game as part of the East team...set school single-game records with 45 points and 19 rebounds...as a junior, was a third-team Class 1A all-state selection by the Florida Sports Writers Association...was an all-area selection averaging 11 points and four rebounds...shot 61 percent from the field...led team in steals...Lions were 21-7, District Champions and Regional finalists...coach was Svend Wilbekin...first basketball player from the school to earn a Division I scholarship..



2007-08 | Freshman

Named to the Horizon League's All-Newcomer team...first YSU freshman to be named to the HL's All-Newcomer squad...tabbed a Mid-Major Freshman All-American by Collegelinsider.com...played in all 30 games, starting 29...did not start senior night against Cleveland State...scored 270 points, grabbed 131 rebounds, had 60 assists, 32 steals and seven blocks...scored in double figures 12 times and had two 20-plus point games...played 722 minutes, averaging 24.1 per contest...was 91-of-216 (42.1 percent) from the field and 46-of-121 (38 percent) from behind the 3-point line...was 42-of-71 from the free-throw line...set school record for 3-pointers made and 3-point attempts by a freshman...ranked second in the Horizon League among freshman in 3-pointers made and percentage...was first in the HL in attempts...his 270 points were the most by a frosh since Doug Underwood in 2001-02 (290)...his 131 rebounds were the most by a freshman since 1997-98 (Dave Brown and Desmond Harrison)...averaged 10.7 points and 4.9 rebounds in HL action...scored 192 points and had 89 boards in 18 league games...finished with a season-best 26 points in victory over UIC...was 9-of-13

Personal

Parents are Romas Sulskis and Dalia Sulskiene...born Aug. 8, 1988...has a sister (Ieva)...Ieva played college basketball at Wagner (2006-08)...2010-11 William Lackey Scholarship recipient...major is pre-Business Accounting.



PLAYER PROFILES

Vytas Sulskis' 2009-10 Game-By-Game

	MP	FG-A	3P-A	FT-A	Rebs	Fouls	Asts	Blks	Stls	Pts
at Xavier	18	4-7	0-1	4-5	0-2-2	4	0	0	1	12
Hiram	19	3-8	1-5	3-4	0-4-4	2	4	0	1	10
Kent State •	25	3-6	2-4	7-10	1-5-6	5	1	0	0	15
at Saint Peter's •	28	2-3	2-3	1-2	0-1-1	1	1	2	0	7
Geneva •	20	3-6	2-3	2-2	0-2-2	0	3	2	1	10
at Pittsburgh •	29	3-6	2-3	0-4	0-4-4	2	0	1	1	8
at Detroit •	30	3-12	0-2	8-10	2-3-5	2	0	0	0	14
at Wright State •	29	1-3	0-0	5-6	0-3-3	3	1	2	0	7
at Saint Francis (Pa.) •	27	1-3	1-1	4-6	0-3-3	3	4	0	2	7
at Green Bay •	30	6-13	1-5	4-4	2-4-6	3	4	2	0	17
High Point•	34	1-6	1-2	10-12	0-1-1	1	4	0	2	13
Robert Morris•	30	3-9	1-3	2-2	0-3-3	3	0	0	1	9
Cleveland State•	15	1-5	0-2	0-0	0-4-4	2	0	1	0	2
UIC	25	5-9	3-3	4-4	0-2-2	2	4	0	0	17
Loyola	13	1-2	1-2	0-0	0-2-2	4	1	0	0	3
at Valparaiso	24	3-8	2-5	3-4	4-3-7	3	1	2	0	11
at Butler	25	2-6	1-3	0-0	1-2-3	3	1	0	0	5
Milwaukee	30	4-11	2-6	1-2	2-7-9	3	1	0	1	11
Green Bay	22	3-5	0-2	2-3	0-3-3	4	3	0	0	8
NC Central	23	3-8	3-5	2-2	1-2-3	2	3	0	0	11
at Cleveland State	32	3-13	0-7	2-3	2-7-9	4	1	3	0	8
at Loyola	30	4-12	3-8	1-1	3-2-5	3	3	0	1	12
at UIC	34	5-12	2-6	9-14	3-3-6	4	3	1	1	21
Butler•	32	4-11	3-5	3-4	1-0-1	2	1	0	0	14
Valparaiso•	30	8-13	4-7	4-4	1-10-11	4	1	1	1	24
at Milwaukee•	36	3-6	0-1	6-10	1-4-5	3	0	1	3	13
at UC-Riverside•	30	5-11	1-3	7-7	0-3-3	2	0	0	0	18
Wright State•	35	6-11	0-4	3-3	1-9-10	1	4	1	2	15
Detroit	34	2-7	2-4	4-4	2-4-6	3	1	0	0	10
at Green Bay•	32	4-10	1-4	0-0	4-0-4	5	2	1	1	9

Vytas Sulskis' 2008-09 Game-By-Game

	MP	FG-A	3P-A	FT-A	Rebs	Fouls	Asts	Blks	Stls	Pts
Buffalo	27	3-8	2-5	2-4	4	4	1	1	1	10
at Maryland	26	1-7	0-3	5-6	8	3	2	1	1	7
Allegheny	29	5-14	3-9	0-1	6	3	6	2	3	13
at Robert Morris	34	9-11	4-6	2-2	2	3	3	0	0	24
Saint Francis (Pa.)	35	7-13	4-9	4-6	5	2	4	0	0	22
Valparaiso	20	0-5	0-3	2-4	2	4	3	0	2	2
Butler	31	2-9	0-4	4-4	7	3	2	2	3	8
at Kent State	27	2-8	0-2	1-1	2	2	2	2	1	5
at High Point	27	2-3	0-0	3-4	3	3	3	1	0	7
at Charlotte	30	6-11	5-7	3-3	2	3	1	0	0	20
Lock Haven	21	5-10	3-6	3-4	4	2	1	0	2	16
at Detroit	19	2-3	1-2	4-4	2	3	1	0	0	9
at Wright State	27	1-5	1-3	1-2	3	3	2	0	1	4
UIC	23	4-11	1-6	0-0	1	1	4	0	1	9
Loyola	23	2-6	0-3	5-6	4	4	1	0	2	9
at Milwaukee	24	3-10	2-6	1-2	3	4	0	0	0	9
at Green Bay	12	0-2	0-1	0-0	0	1	1	0	1	0
Cleveland State	18	1-3	0-2	1-4	3	4	2	0	2	3
Akron	17	1-6	1-4	0-0	2	2	0	1	0	3
Wright State	9	0-3	0-3	2-2	1	1	0	0	1	2
Detroit	17	6-9	1-4	2-4	2	4	2	0	0	15
at Loyola	26	4-10	1-4	1-2	5	2	1	1	2	10
at UIC	28	5-11	3-8	0-0	6	3	1	0	1	13
Green Bay	26	4-7	2-3	2-2	2	4	2	0	2	12
Milwaukee	22	3-9	0-2	1-2	3	2	0	0	0	7
at Cleveland State	32	4-11	1-4	5-6	7	4	4	0	0	14
Saint Peter's	20	6-11	1-2	5-8	2	4	1	0	0	18
at Butler	20	5-8	1-2	1-3	4	4	1	0	0	12
at Valparaiso	21	1-5	0-2	4-5	3	5	2	0	0	6
UIC	27	6-14	2-6	6-9	6	1	3	0	1	20



Vytas Sulskis' 2007-08 Game-By-Game

	MP	FG-A	3P-A	FT-A	Rebs	Fouls	Asts	Blks	Stls	Pts
at UCLA •	17	0-1	0-0	0-2	2	5	0	0	0	0
vs. Weber State •	32	4-7	3-6	1-2	6	2	2	0	2	12
Lock Haven •	19	3-6	2-4	2-2	4	2	2	0	2	10
at Notre Dame •	17	0-3	0-1	0-0	2	2	2	0	0	0
at Saint Francis (Pa.) •	17	1-3	1-3	0-0	2	3	1	1	2	3
at Eastern Kentucky •	24	2-7	1-6	0-0	4	3	3	2	1	5
Kent State •	12	0-1	0-0	0-0	0	0	0	0	0	0
at Cleveland State •	19	3-7	1-3	2-2	2	5	1	0	1	9
Robert Morris •	24	4-7	4-6	1-2	7	4	3	0	0	13
at Akron •	18	2-4	1-2	2-4	1	4	2	0	0	7
Slippery Rock •	24	4-9	3-6	1-1	8	2	1	0	0	12
UIC •	23	9-13	4-6	4-7	7	3	2	0	1	26
Loyola •	24	2-5	2-4	5-7	2	3	4	1	1	11
Milwaukee •	26	2-9	0-4	3-4	4	4	2	0	0	7
at Wright State •	16	2-4	1-2	0-0	3	4	1	0	0	5
at Detroit •	36	7-15	4-9	0-0	8	2	3	0	3	18
Valparaiso •	35	1-6	1-2	1-4	11	2	5	0	2	4
Butler •	26	1-6	0-2	2-4	5	3	2	0	2	4
at Milwaukee •	31	6-12	2-6	1-6	7	4	1	0	2	15
at Green Bay •	35	5-10	2-5	7-8	6	4	0	0	2	19
at Loyola •	22	1-2	0-1	0-0	2	3	3	0	0	2
at UIC •	28	6-14	2-7	4-4	7	4	5	0	2	18
Detroit •	18	3-8	1-2	0-1	4	3	1	0	0	7
Wright State •	31	1-9	1-9	0-0	6	2	2	1	2	3
at Butler •	31	1-5	0-4	4-6	5	1	4	1	0	6
at Valparaiso •	22	4-9	1-4	1-2	2	5	2	0	2	10
Green Bay •	27	8-12	4-5	0-0	3	5	1	1	2	20
at Buffalo •	19	3-7	2-3	1-2	1	5	1	0	1	9
Cleveland State	25	3-6	2-3	0-0	5	5	1	0	0	8
at UIC •	24	3-9	1-6	0-1	5	5	3	0	2	7



PLAYER PROFILES



DAN BOUDLER

FORWARD

Senior

6-8 | 240

Louisville, Ohio

Louisville High School

2009-10 | Junior

Appeared in 27 games and made two starts... Made starts against Detroit (12/3) and Wright State (12/5)... Shot 57.6 percent (19-of-33) from the field and grabbed 59 rebounds... Averaged 1.7 points, 2.2 rebounds in 11.9 minutes per game... hauled down a season-high eight rebounds against Saint Peter's (N.J.) (11/21)... Scored a season-high nine points and grabbed four rebounds against Detroit (12/3)... Made a career-high five free throws against the Titans... Went 3-of-3 shooting from the field and grabbed five rebounds against Saint Francis (Pa.)... Scored seven points and grabbed six boards against Green Bay (12/19).

2008-09 | Sophomore

Appeared in 25 games... Averaged 1.2 points per game... Connected on 57.1 percent (12-of-21) of his field-goal attempts... Made 6-of-8 from the free-throw line... Averaged 1.4 rebounds per game... Scored a season-high four points against Valparaiso (12/4), Kent State (12/15) and Green Bay (1/17)... Also grabbed a season-high five rebounds against the Phoenix (1/17).

2007-08 | Freshman

Played in 10 games before suffering a broken hand against Slippery Rock and missing the rest of the season...scored 28 points, grabbed 35 rebounds, had five assists and three blocked shots...was 13-of-31 from the field (41.9 percent)...posted a double-double scoring 10 points while grabbing 15 rebounds in win over Lock Haven...the 15 rebounds were a school record by a freshman eclipsing the mark of 14 held by Brian Radakovich and Dave Klenovich...played 22 minutes in the season-opener at UCLA...had four rebounds and two assists against the top-five ranked Bruins...scored eight points and had four rebounds in 20 minutes versus Slippery Rock...had three rebounds at Akron...scored

four points at Saint Francis (Pa.).

High School

As a senior, was a First-Team Division II All-Ohio selection as a power forward...averaged 17.2 points, 13.6 rebounds and 2.9 blocks per contest... named the Northeast Inland, District Four and Conference Player of the Year...Leopards shared the Northeastern Buckeye Conference title in 2006-07...qualified

for the state tournament the final three years...in 2005 and 2007 the program reached the district semifinals...Louisville was 16-6 his senior campaign...school record holder for career rebounds and blocks...just second player in Louisville history to play collegiately -- Greg Graham (1971-73) at Oregon.

Personal

Parents are Debbie and Tim Boudler...has two brothers...born April 23, 1989....2010-11 Robert G. Camardo Scholarship recipient...major is pre-business/marketing.

CAREER BESTS

Points	10 vs. Lock Haven (11/16/2007)
Rebounds	15 vs. Lock Haven (11/16/2007)
FT Made	5 at Detroit (12/3/09)
FG Made	5 vs. Lock Haven (11/16/2007)
3-Pt. FG Made	0
Assists	2, three times
	m.r. vs. Saint Francis (Pa.) (11/29/08)
Steals	2, twice
	m.r. at Kent State (12/15/08)
Blocks	3 at Green Bay (12/19/09)
Minutes	33 at Green Bay (12/19/09)

2009-10 SEASON BESTS

Points	9 at Detroit (12/3/09)
Rebounds	8 at Saint Peter's (11/21/09)
FT Made	5 at Detroit (12/3/09)
FG Made	3, twice
	m.r. at Green Bay (12/19/09)
3-Pt. FG Made	0
Assists	1, twice
	m.r. at Detroit (12/3/09)
Steals	2 at Xavier (11/13/09)
Blocks	3 at Green Bay (12/19/09)
Minutes	33 at Green Bay (12/19/09)

DAN BOUDLER'S CAREER STATISTICS

Year	GP-GS	MP-Avg.	FG-FGA	Pct.	3FG-FGA	Pct.	FT-FTA	Pct.	Reb.-Avg.	Fouls	Assists	Steals	Blocks	Points	Avg.
2009-10	27-2	321-11.9	19-33	.579	0-0	.000	8-12	.667	59-2.2	21	12	11	5	46	1.7
2008-09	25-0	177-7.1	12-21	.571	0-0	.000	6-8	.750	34-1.4	19	7	12	7	30	1.2
2007-08	10-0	145-14.5	13-31	.419	0-0	.000	2-5	.400	35-3.5	11	5	1	3	28	2.8
Totals	62-2	643-10.4	44-85	.518	0-0	.000	16-25	.640	128-2.1	51	24	24	15	104	1.7



PLAYER PROFILES

Dan Boudler's 2009-10 Game-By-Game

	MP	FG-A	3P-A	FT-A	Rebs	Fouls	Asts	Blks	Stls	Pts
at Xavier	14	1-3	0-0	0-0	3-2-5	1	0	0	2	2
Hiram	10	0-1	0-0	0-1	2-4-6	2	0	0	0	0
Kent State	5	0-0	0-0	0-0	0-0-0	0	0	0	2	0
at Saint Peter's	17	1-1	0-0	0-0	2-6-8	0	1	0	1	2
Geneva	12	0-0	0-0	0-0	0-0-0	1	0	0	0	0
at Pittsburgh	7	0-0	0-0	0-0	1-0-1	0	0	0	0	0
at Detroit	28	2-3	0-0	5-5	1-3-4	1	1	0	1	9
at Wright State	14	0-0	0-0	0-0	0-1-1	2	0	0	0	0
at Saint Francis	23	3-3	0-0	0-0	2-3-5	2	1	0	0	6
at Green Bay	33	3-4	0-0	1-2	5-1-6	1	3	3	1	7
High Point	20	2-2	0-0	0-0	2-0-2	2	1	0	0	4
Robert Morris	10	0-1	0-0	0-0	1-2-3	1	2	0	0	0
Cleveland State	10	0-1	0-0	0-0	1-1-2	0	0	1	0	0
UIC	5	0-0	0-0	0-0	0-0-0	0	0	0	0	0
Loyola	7	0-1	0-0	0-0	1-0-1	0	0	0	0	0
at Valparaiso	19	2-3	0-0	1-2	2-0-2	1	0	0	1	5
at Butler	8	0-0	0-0	0-0	0-0-0	2	1	0	0	0
Milwaukee	12	1-2	0-0	0-0	1-0-1	1	0	0	0	2
Green Bay	24	2-3	0-0	0-0	1-2-3	0	0	1	1	4
NC Central	9	1-1	0-0	0-0	1-2-3	0	0	0	0	2
at Cleveland State	12	1-3	0-0	0-0	3-0-3	1	1	0	0	2
at Loyola	5	0-0	0-0	0-0	1-0-1	1	1	0	0	0
at UIC	2	0-0	0-0	0-0	0-0-0	0	0	0	0	0
Butler	9	0-0	0-0	1-2	0-1-1	1	0	0	1	1
at Milwaukee	1	0-0	0-0	0-0	0-0-0	1	0	0	0	0
Detroit	4	0-1	0-0	0-0	1-0-1	0	0	0	0	0
at Green Bay	1	0-0	0-0	0-0	0-0-0	0	0	0	0	0

Dan Boudler's 2008-09 Game-By-Game

	MP	FG-A	3P-A	FT-A	Rebs	Fouls	Asts	Blks	Stls	Pts
Buffalo	1	0-0	0-0	0-0	0	0	0	0	0	0
at Maryland	1	0-0	0-0	0-0	0	1	0	0	1	0
Allegheny	6	1-1	0-0	0-1	1	0	0	0	1	2
at Robert Morris	4	0-0	0-0	2-2	1	1	0	0	0	2
Saint Francis (Pa.)	17	1-1	0-0	0-0	2	0	2	1	1	2
Valparaiso	25	2-3	0-0	0-0	3	2	0	1	2	4
Butler	10	0-0	0-0	0-0	2	1	1	2	0	0
at Kent State	6	0-1	0-0	0-0	0	1	1	1	2	0
at Charlotte	1	2-2	0-0	0-0	0	0	0	0	0	4
Lock Haven	6	1-1	0-0	0-0	3	1	0	0	0	2
UIC	6	0-1	0-0	0-0	0	0	0	0	1	0
at Milwaukee	7	0-1	0-0	0-0	4	0	1	1	0	0
at Green Bay	20	2-4	0-0	0-0	5	1	1	0	0	4
Akron	8	1-2	0-0	0-1	3	2	0	0	1	2
Wright State	4	1-1	0-0	0-0	2	0	0	0	0	2
Detroit	1	0-0	0-0	0-0	0	1	0	0	0	0
at Loyola	4	0-0	0-0	0-0	1	1	0	1	0	0
at UIC	10	0-0	0-0	0-0	1	1	0	0	0	0
Green Bay	9	0-1	0-0	0-0	3	3	0	0	0	0
Milwaukee	3	0-0	0-0	0-0	0	0	0	0	0	0
at Cleveland State	9	0-0	0-0	2-2	1	1	0	0	0	2
Saint Peter's	1	0-0	0-0	0-0	0	0	0	0	1	0
at Butler	9	0-1	0-0	2-2	0	1	0	0	2	2
at Valparaiso	7	0-0	0-0	0-0	1	1	1	0	0	0
UIC	3	1-1	0-0	0-0	1	0	0	0	0	2

Dan Boudler's 2007-08 Game-By-Game

	MP	FG-A	3P-A	FT-A	Rebs	Fouls	Asts	Blks	Stls	Pts
at UCLA	22	0-3	0-0	0-0	4	0	2	0	0	0
vs. Weber State	9	0-1	0-0	0-0	2	0	0	0	0	0
Lock Haven	24	5-10	0-0	0-0	15	4	2	0	0	10
at Notre Dame	14	1-3	0-0	0-2	2	2	1	0	0	2
at Saint Francis (Pa.)	14	2-2	0-0	0-0	2	2	0	1	0	4
at Eastern Kentucky	10	0-0	0-0	2-2	2	0	0	1	1	2
at Cleveland State	14	0-1	0-0	0-0	1	0	0	1	0	0
Robert Morris	4	0-1	0-0	0-0	0	0	0	0	0	0
at Akron	14	1-2	0-0	0-1	3	2	0	0	0	2
Slippery Rock	20	4-8	0-0	0-0	4	1	0	0	0	8





PLAYER PROFILES



20

ASHEN WARD

GUARD

Junior

6-3 | 214

Cleveland, Ohio

Villa-Angela-St. Joseph High School

2009-10 | Sophomore

Appeared in all 30 games and started six times... Started six of the last seven games... Averaged 5.5 points in 21 minutes per game... Averaged 2.9 rebounds per game... Connected on 77.5 percent (31-of-40) of his free-throw attempts... Made 26 3-pointers... Scored in double figures four times... Dished out a season-high five assists against Kent State (11/18)... Posted 11 points against Geneva (11/24)... Hit three 3-pointers



and scored 11 points against Robert Morris (12/30)... Added 10 points and hauled down a career-high eight rebounds against Loyola (2/4)... Tied career rebounding high with eight against Valparaiso (2/13)... Scored a career-high 12 points with two 3-pointers and six made free-throws against Wright State (2/25).

2008-09 | Freshman

Played in 29 games with eight starts... averaged 3.2 points in 12.2 minutes played per game... shot 38.2 percent from 3-point range... scored a career-high 11

points against Allegheny (11/22)... went 4-of-4 from the field, including 3-of-3 from behind the arc, against the Gators... went 2-of-3 from the 3-point line with eight points against Saint Francis (Pa.) (11/29)... made three 3-pointers at Wright State (1/3)... Averaged 1.2 rebounds per game... made 71.4 percent (10-of-14) of his free-throw attempts against Horizon League foes.

CAREER BESTS

Points 12 vs. Wright State (2/25/10)
Rebounds 8, twice
..... m.r. Valparaiso (2/13/10)
FT Made 6 vs. Wright State (2/25/10)
FG Made 4, four times
..... m.r. at Loyola (2/4/10)
3-Pt. FG Made 3, three times
..... m.r. vs. Robert Morris (12/30/09)
Assists 5 vs. Kent State (11/18/09)
Steals 3 vs. Valparaiso (12/4/08)
Blocks 2 at Cleveland State (1/30/10)
Minutes 35, twice
..... m.r. vs. Detroit (2/27/10)

2009-10 SEASON BESTS

Points 12 vs. Wright State (2/25/10)
Rebounds 8, twice
..... m.r. Valparaiso (2/13/10)
FT Made 6 vs. Wright State (2/25/10)
FG Made 4, three times
..... m.r. at Loyola (2/4/10)
3-Pt. FG Made 3 vs. Robert Morris (12/30/09)
Assists 5 vs. Kent State (11/18/09)
Steals 3 vs. Geneva (11/24/09)
Blocks 2 at Cleveland State (1/30/10)
Minutes 35, twice
..... m.r. vs. Detroit (2/27/10)

High School

As a senior was named third-team Division III All-Ohio and McDonald's All-American... averaged 13.8 points, 4.5 rebounds and 4.0 assists per game... team captain... VASJ lost on a last-second 3-pointer to Sugar-

ASHEN WARD'S CAREER STATISTICS

Year	GP-GS	MP-Avg.	FG-FGA	Pct.	3FG-FGA	Pct.	FT-FTA	Pct.	Reb.-Avg.	Fouls	Assists	Steals	Blocks	Points	Avg.
2009-10	30-6	630-21.0	54-146	.370	26-86	.302	31-40	.775	86-2.9	64	29	17	7	165	5.5
2008-09	29-8	354-12.2	30-83	.361	21-55	.382	12-21	.571	34-1.2	30	26	12	3	93	3.2
Totals	59-14	984-16.7	84-229	.367	47-141	.333	43-61	.705	120-2.0	94	55	29	10	258	4.4



PLAYER PROFILES

creek Garaway in state Division III semifinals...scored 13 points and had three assists in contest...Vikings finished season 21-5...scored 30 points in Canton Regional Final win over Pymatuning Valley...drained 3-pointer with 3.1 seconds left in overtime to spark regional semifinal win over Smithville...as a junior, was named the Division III Ohio Player of the Year and first-team All-Ohio selection...averaged 14.7 points and six rebounds per game...the Vikings reached the state semifinals in 2007...lost to Findlay Liberty-Benton in state semis...scored 12 points, had three assists and three rebounds in the game...named second-team all-tournament...team posted an 18-8 mark for the season...as a sophomore, VASJ reached the state championship game...squad lost to Cincinnati North College Hill in title tilt...Vikings were 21-6...had seven points, four rebounds and three assists in championship game...coach was Dave Wojciechowski.

Personal

Parents are Michael and Denise Ward...born Nov. 6, 1989...major is education...2010-11 recipient of the Bill Dailey Scholarship.



Ashen Ward's 2009-10 Game-By-Game

	MP	FG-A	3P-A	FT-A	Rebs	Fouls	Asts	Blks	Stls	Pts
at Xavier	20	3-7	0-2	1-1	1-0-1	1	2	0	0	7
Hiram	17	2-5	1-3	2-2	1-1-1	3	0	0	1	7
Kent State	18	1-3	1-2	0-0	0-2-2	3	5	0	0	3
at Saint Peter's	6	0-3	0-0	0-0	1-1-2	2	0	0	0	0
Geneva	21	4-9	2-4	1-2	2-5-7	0	3	1	3	11
at Pittsburgh	12	0-2	0-1	0-0	1-0-1	1	0	0	0	0
at Detroit	11	0-2	0-2	0-0	0-0-0	4	0	0	1	0
at Wright State	19	0-2	0-2	0-0	0-1-1	4	0	0	0	0
at Saint Francis	16	1-3	0-2	2-2	1-2-3	3	0	0	1	4
High Point	19	2-5	1-2	2-2	1-1-2	1	2	0	0	7
Robert Morris	20	4-7	3-6	0-0	0-2-2	3	1	1	1	11
Cleveland State	17	3-5	0-1	0-2	0-1-1	3	1	0	0	6
UIC	19	3-6	2-4	1-1	2-2-4	0	1	0	0	9
Loyola	14	0-1	0-1	0-0	0-0-0	1	1	0	1	0
at Valparaiso	13	1-3	1-3	0-0	0-3-3	1	0	0	0	3
at Butler	28	2-7	0-4	3-6	2-1-3	1	1	0	0	7
Milwaukee	12	2-7	1-5	1-1	0-0-0	0	1	0	0	6
Green Bay	21	2-4	1-3	2-4	0-2-2	2	0	0	1	7
NC Central	20	2-7	1-4	2-2	1-2-3	1	2	0	1	7
at Cleveland State	23	2-3	2-2	0-0	0-1-1	5	4	2	1	6
at Loyola	23	4-6	2-3	0-0	2-6-8	1	0	0	0	10
at UIC	21	2-6	1-5	1-2	0-3-3	4	0	0	2	6
Butler	35	0-4	0-3	0-0	0-3-3	3	4	0	1	0
Valparaiso	32	2-3	1-2	0-0	1-7-8	2	0	1	1	5
at Milwaukee	25	2-7	1-2	0-0	2-4-6	4	1	1	0	6
at UC-Riverside	24	3-6	1-2	0-0	1-1-2	1	0	0	0	7
Wright State	34	2-7	2-4	6-6	2-2-4	4	0	0	0	12
Detroit	35	2-8	2-5	0-0	0-5-5	5	0	1	0	6
at Green Bay	39	2-5	1-4	2-2	1-5-6	1	0	0	1	7

Ashen Ward's 2008-09 Game-By-Game

	MP	FG-A	3P-A	FT-A	Rebs	Fouls	Asts	Blks	Stls	Pts
Buffalo	15	1-4	0-3	1-5	1	2	1	0	0	3
at Maryland	21	0-6	0-4	0-0	3	2	0	1	2	0
Allegheny	10	4-4	3-3	0-0	0	0	2	0	1	11
at Robert Morris	6	1-1	1-1	0-0	0	2	0	0	0	3
Saint Francis (Pa.)	13	3-6	2-3	0-0	1	1	1	0	0	8
Valparaiso	27	2-5	2-5	0-0	0	2	1	0	3	6
Butler	1	0-0	0-0	0-0	0	0	0	0	0	0
at Kent State	9	0-2	0-2	0-0	0	1	1	0	0	0
at High Point	2	0-1	0-1	0-0	0	0	0	0	0	0
at Charlotte	7	2-2	2-2	0-0	0	0	0	0	0	6
Lock Haven	7	0-1	0-0	0-0	1	2	0	0	0	0
at Detroit	12	3-3	2-2	0-0	0	0	4	0	1	8
at Wright State	17	3-4	3-4	0-0	1	1	3	0	1	9
UIC	7	0-1	0-1	0-0	1	0	0	0	0	0
Loyola	6	0-2	0-2	2-2	0	0	0	0	0	2
at Milwaukee	19	2-9	0-3	5-6	4	2	0	1	1	9
at Green Bay	16	0-3	0-2	0-0	2	0	3	0	0	0
Akron	1	0-1	0-1	1-2	1	0	0	0	0	1
Wright State	21	0-2	0-1	1-2	2	5	3	0	0	1
Detroit	9	0-0	0-0	0-0	1	0	0	0	0	0
at Loyola	6	0-0	0-0	0-0	1	2	1	0	1	0
at UIC	16	1-3	1-1	0-0	2	0	0	0	0	3
Green Bay	18	3-4	2-3	0-0	5	2	1	0	0	8
Milwaukee	27	3-6	2-4	0-0	4	2	4	0	1	8
at Cleveland State	12	1-3	0-1	0-0	2	0	0	0	1	2
Saint Peter's	6	0-0	0-0	0-0	0	2	0	0	0	0
at Butler	23	0-6	0-4	2-4	1	1	0	1	0	2
at Valparaiso	16	1-3	1-1	0-0	1	1	1	0	0	3
UIC	5	0-1	0-1	0-0	0	0	0	0	0	0



PLAYER PROFILES



21 FORWARD
Sophomore
 6-7 | 215
 Youngstown, Ohio
 Warren G. Harding High School
 UNC-Greensboro

DAMIAN EARGLE

2009-10 | Sophomore

Sat out the season to fulfill NCAA transfer requirements.

At UNCG | 2008-09 Freshman

Appeared in 29 games with 20 starts...named to the Southern Conference All-Freshman Team...scored 266 points and grabbed 158 rebounds...scored in double figures 12 times... averaged 9.2 points and

CAREER BESTS

Points25 at Appalachian State (1/10/09)
 Rebounds 12 at Georgia Southern (2/7/09)
 FT Made 7 vs. Western Carolina (2/21/09)
 FG Made.....10 twice
m.r. at College of Charleston (1/29/09)
 3-Pt. FG Made.....0
 Assists1, five times
m.r. vs Elon (2/28/09)
 Steals.....3 vs. Chattanooga (1/22/09)
 Blocks.....6 vs. Davidson (2/5/09)
 Minutes37 at The Citadel (1/31/09)

2008-09 SEASON BESTS

Points25 at Appalachian State (1/10/09)
 Rebounds 12 at Georgia Southern (2/7/09)
 FT Made 7 vs. Western Carolina (2/21/09)
 FG Made.....10 twice
m.r. at College of Charleston (1/29/09)
 3-Pt. FG Made.....0
 Assists1, five times
m.r. vs Elon (2/28/09)
 Steals.....3 vs. Chattanooga (1/22/09)
 Blocks.....6 vs. Davidson (2/5/09)
 Minutes37 at The Citadel (1/31/09)

and scored 22 points against the College of Charleston (1/29)...posted six blocks against Davidson (2/5).

Damian Eargle's 2008-09 Game-By-Game

	MP	FG-A	3P-A	FT-A	Rebs	Fouls	Asts	Blks	Stls	Pts
at Charlotte	9	1-2	0-0	0-0	2	5	0	0	0	2
Webber International	21	2-9	0-0	4-6	8	3	0	3	0	8
at Central Arkansas	22	2-9	0-0	0-1	9	1	9	3	9	4
at NC State	21	5-7	0-0	0-1	3	1	0	2	1	10
College Of Charleston	14	2-3	0-0	1-2	3	2	0	0	0	5
at East Carolina	14	2-7	0-0	1-2	6	3	0	0	1	5
at Kent State	13	1-4	0-0	0-0	2	2	0	1	1	2
at Dayton	22	1-3	0-0	3-4	4	0	0	1	0	5
Akron	19	4-6	0-0	1-2	3	2	0	3	0	9
at Princeton	11	0-1	0-0	1-2	1	1	0	2	1	1
at Western Carolina	28	6-10	0-0	1-2	5	4	0	1	2	13
at Appalachian State	36	10-16	0-0	5-5	11	5	0	4	0	25
Georgia Southern	27	2-5	0-0	1-4	5	2	0	2	1	5
at Elon	28	9-15	0-0	0-2	9	3	0	0	0	18
Chattanooga	24	3-4	0-0	0-6	4	4	1	3	3	6
Samford	34	4-11	0-0	5-8	6	4	2	2	0	13
at Furman	23	5-8	0-0	2-3	6	3	0	1	0	12
at Coll. of Charleston	36	10-21	0-0	2-2	6	0	0	5	0	22
at The Citadel	37	7-19	0-0	4-5	7	3	0	4	0	18
Davidson	35	5-16	0-0	0-0	7	2	1	6	0	10
at Georgia Southern	26	6-10	0-1	3-4	12	4	0	2	0	15
Wofford	28	1-8	0-0	5-6	7	2	0	0	1	7
at Samford	27	4-12	0-0	2-4	5	1	1	2	0	10
at Chattanooga	13	4-7	0-0	0-1	5	5	1	1	0	8
Appalachian State	24	2-8	0-0	3-8	4	3	0	4	2	7
Western Carolina	30	5-15	0-0	7-10	8	3	0	3	1	17
at Davidson	27	3-13	0-0	1-3	6	3	0	1	0	7
Elon	14	1-3	0-0	0-0	4	4	0	1	0	2
vs. Coll. of Charleston	19	0-5	0-0	2-4	4	3	0	0	0	2

High School

Associated Press Division I All-Ohio Honorable-Mention selection twice at Harding...averaged 13.6 points per game as a senior and 14.3 points per game as a junior with nine boards per contest both seasons...was named the MVP of the Kentucky-Ohio All-Star game when he scored a game-high 17 points and grabbed six rebounds...set Warren Harding's career blocked shots record...led the team to the regional finals his senior year with a 23-2 record after a district semifinal appearance the year before... rated a three-star recruit by some recruiting services... set career records for blocks and rebounds at Harding...coach was Steve Arnold.

Personal

Parents are Odell and Shunita Eargle...youngest of four children...born May 12, 1989 in Nedenberg, Germany....Major is criminal justice...Recipient of the 2010-11 Ice Castle "Fun" Scholarship.

DAMIAN EARGLE'S CAREER STATISTICS

Year	GP-GS	MP-Avg.	FG-FGA	Pct.	3FG-FGA	Pct.	FT-FTA	Pct.	Reb.-Avg.	Fouls	Assists	Steals	Blocks	Points	Avg.
2008-09	29-20	692-23.5	107-257	.416	0-1	.000	54-97	.557	162-5.6	78	6	14	57	268	9.2
Totals	29-20	692-23.5	107-257	.416	0-1	.000	54-97	.557	162-5.6	78	6	14	57	268	9.2



PLAYER PROFILES



SHELDON BROGDON

2009-10 Freshman

Redshirted the season recuperating from a knee injury.

High School

Was a four-year letterwinner at Warren G. Harding High School... Since the consolidation of Warren G. Harding and Warren Western Reserve High Schools in 1990, he is the school's all-time leading scorer with 1,003 career points... Is also the school's all-time leader with 112 3-pointers made and ranks second with 376 career field goals made... Averaged 18.5 points, 2.7 rebounds, two assists and two steals per game as a senior... Was a Division I Third-Team All-Ohio selection as a junior in 2008... Averaged 21 points, three assists and three rebounds per game, and led his squad to a 23-2 record and an appearance in the Division I Regional Final... Was also named First-Team All-Northeastern Ohio and was a All-Steel Valley Conference First-Team selection... Coach was Steve Arnold.

Personal

Parents are Rose Gore and Sheldon Brogdon, Sr... Major is undecided... Born June 11, 1990.



TRE BREWER

Junior College

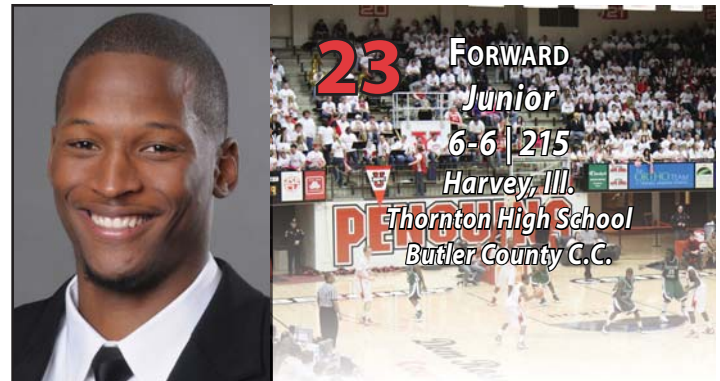
Averaged 10.8 points while shooting 48.6 percent from the field... Had a season-high 25 points against Conference rival College of the Desert on January 22 at COD... SBVC won its second straight Foothill Conference title and its first undefeated conference record in school history at 14-0, 31-3 overall, including 21-game winning streak.

High School

Was a four-year letterwinner at Etiwanda High School... Earned all-state and all-conference honors... Led Etiwanda to a conference championship.

Personal

Parents are Perci and Almond Brewer... Has a sister, Amber... Major is undecided... Born Feb. 14, 1990.



DUSHAWN BROOKS

Junior College

Spent two seasons at Butler County Community College... Scored a total of 589 career points... Scored 242 points and averaged 8.3 points per game as a freshman... Posted 347 points for an average of 10.8 points per game as a sophomore... Also averaged 4.8 rebounds per game as a sophomore... Shot 50 percent from the floor, 40 percent from 3-point range and 72 percent from the free-throw line

High School

Was a four-year letterwinner at Thornton High School.

Personal

Parents are Pat and Lawrence Brooks... Has a brother, Lawrence, and two sisters, Geneva and Tracy... Major is undecided... Born Nov. 4, 1987.



PLAYER PROFILES



DEVONTE MAYMON

Junior College

Spent two seasons at John A. Logan College...Hepled Logan to a conference title...Scored 266 points at Logan and connected on 40 percent of his 3-point attempts and 70 percent of his free-throw attempts... Averaged six points per game as a sophomore and made 48 percent of his 3-point attempts as a freshman...Connected on 40 percent of his 3-pointers during his career.

High School

Was a two-year letterwinner at Memorial High School...Named second-team all-conference as a senior...Averaged 11.8 points and 3.2 rebounds per game as a senior...Helped Memorial to a state runner-up finish...Shot 45 percent from the field, 34 percent from 3-point range and 72 percent from the free-throw line his senior season.

Personal

Parents are Latanya and Timothy Maymon... Has a brother, Jeronne, and two sisters, Timinka and Tinika...Major is undecided...Born March 9, 1990..



NATE PERRY

High School

Was a four-year letterwinner and named team captain at Hempfield High School...Finished career as Hempfield's all-time leading scorer with 1,662 points...Averaged 23.1 points per game as a senior to help Hempfield to the Pennsylvania Section 1-AAAA championship...Ranked third in the WPIAL in scoring as a junior with 25.7 points per game... Earned third-team all-state honors...Named the Pittsburgh Tribune-Review's Player of the Year.

Personal

Parents are Leslie and Lee Perry...Major is education...Born June 25, 1991.



BLAKE ALLEN

Junior College

Spent one season at Redlands Community College...Averaged 14.2 points and 4.2 assists as a freshman.

High School

Was a four-year letterwinner at Brandon High School...Scored 2,006 career points...11th all-time leading scorer in Hillsborough County history...Led Brandon to the AAAAA state Final Four...Was a second-team all-state selection...Garnered first-team all-county and all-conference honors...Made 393 3-pointers during his high school career...finished with a 5.0 grade-point average.

Personal

Parents are Alicia and Leonard Allen, Jr... Has a brother, Leonard III...Major is undecided...Born Oct. 20, 1989.



SHAWN AMIKER, JR.

High School

Was a two-year letterwinner at Ferndale High School...Averaged 18.7 points, seven rebounds and three assists per game as a senior...Led Ferndale to an undefeated regular season and a conference title... Named team MVP...Garnered first-team all-conference honors.

Personal

Parents are Adiedra and Shawn Amiker, Sr...Has a brother, Shelton, and a sister, Sydney...Major is business management...Born Dec. 6, 1991.



PLAYER PROFILES



JOSH CHOJNACKI

High School

Was a four-year letterwinner at Mercyhurst Prep High School...Finished as the school's second all-time leading scorer with 1,321 career points and the all-time leading rebounder with 775...Averaged 21 points and 11 rebounds as a senior...Named first-team all-state as a senior...Two-time region player of the year...Set the school's single-season rebounding record with 342 as a senior...Led Mercyhurst Prep to a 48-8 record during his junior and senior seasons, including a 25-4 mark as a senior.

Personal

Parents are Michelle and Dan Chojnacki...Has two sisters, Amanda and Ali.



FLETCHER LARSON

High School

Was a three-year letterwinner at Jamestown High School...Named team captain as a senior... Named first-team all-Western New York Class AA... Earned second-team all-ECIC.

Personal

Parents are Kimberly and Steve Larson...Has two sisters, Aileen and Tricia...Major is special education...Born Dec. 6, 1991.



KENDRICK PERRY

High School

Was a three-year letterwinner and two-time captain at Edgewater High School...Was a first-team all-area and all-metro area selection...Helped Edgewater to the FHSAA District 6A-4 Championship.

Personal

Parents are Deborah and Aubrey Perry, Jr....Has a brother Aubrey (Tre)... Major is criminal justice/psychology...Born Dec. 23, 1992.



MIKE PODOLSKY

High School

Was a three-year letterwinner at Canfield High School...Named team captain as a senior...Finished his career as Canfield's second-leading all-time scorer with 940 points...Set the school's single-game records for most points with 41 and most field goals with 17...Named honorable mention all-state as a senior...First-team all-Northeast Ohio as a senior... Two-time first-team all-conference selection.

Personal

Parents are Denise and Dave Podolsky...Has a brother, Alan, and a sister, Jackie...Major is finance...Born Dec. 19, 1991.



YEAR-IN-REVIEW

OVERALL SEASON STATISTICS

Player	GP-GS	Min-Avg	FG-FGA	Pct	3FG-FGA	Pct	FT-FTA	Pct	O-D-Tot	Avg	PF	A	TO	Blk	Stl	Pts	Avg
MAYS, DeAndre	30-30	948-31.6	136-384	.354	43-125	.344	112-153	.732	21-78-99	3.3	80	102	90	10	28	427	14.2
SULSKIS, Vytas	30-17	821-27.4	99-242	.409	41-108	.380	101-132	.765	31-102-133	4.4	83	53	40	20	19	340	11.3
BRIGHT, Kelvin	30-30	809-27.0	111-236	.470	9-38	.237	72-122	.590	30-28-58	1.9	59	56	63	4	21	303	10.1
MARTIN, Sirlester	30-24	744-24.8	124-276	.449	14-54	.259	35-59	.593	48-105-153	5.1	59	20	40	17	12	297	9.9
WARD, Ashen	30-6	630-21.0	54-146	.370	26-86	.302	31-40	.775	23-63-86	2.9	64	29	35	7	17	165	5.5
COOKSEY, Vance	30-10	562-18.7	51-118	.432	12-40	.300	46-66	.697	14-54-68	2.3	54	61	48	2	32	160	5.3
BLOCKER, Dallas	25-23	457-18.3	41-84	.488	0-0	.000	16-26	.615	40-46-86	3.4	87	32	26	15	24	98	3.9
REBILLLOT, Zack	22-1	286-13.0	28-44	.636	0-0	.000	12-17	.706	24-46-70	3.2	38	8	11	11	6	68	3.1
PARKS, Tom	11-2	119-10.8	10-31	.323	8-26	.308	0-0	.000	2-10-12	1.1	9	3	5	1	2	28	2.5
D'HAITI, Eddie	28-5	319-11.4	24-59	.407	0-1	.000	22-38	.579	36-46-82	2.9	56	13	29	18	9	70	2.5
BOUDLER, Dan	27-2	321-11.9	19-33	.576	0-0	.000	8-12	.667	31-28-59	2.2	21	12	10	5	11	46	1.7
TIMKO, Andy	3-0	9-3.0	0-3	.000	0-1	.000	0-0	.000	0-2-2	0.7	1	1	2	0	0	0	0.0
TEAM									38-40-78	2.6			2				
Total	30		697-1656	.421	153-479	.319	455-665	.684	338-648-986	32.9	611	390	401	110	181	2002	66.7
Opponents	30		698-1532	.456	176-478	.368	520-741	.702	292-706-998	33.3	577	414	438	99	205	2092	69.7

SCORE BY PERIODS:	1st	2nd	OT	Total
Youngstown State	892	1103	7	2002
Opponents	996	1082	14	2092

DEADBALL REBOUNDS:	OFF	DEF	TOTAL
Youngstown State	102	16	118
Opponents	101	21	122

HORIZON LEAGUE SEASON STATISTICS

Player	GP-GS	Min-Avg	FG-FGA	Pct	3FG-FGA	Pct	FT-FTA	Pct	Off-Def-Tot	Avg	PF	A	TO	Blk	Stl	Pts	Avg
MAYS, DeAndre	18-18	599-33.3	85-239	.356	28-81	.346	76-104	.731	12-46-58	3.2	52	64	60	7	12	274	15.2
SULSKIS, Vytas	18-8	506-28.1	64-159	.403	24-71	.338	59-76	.776	25-72-97	5.4	53	31	28	14	9	211	11.7
MARTIN, Sirlester	18-14	437-24.3	73-161	.453	12-38	.316	16-25	.640	24-63-87	4.8	34	10	25	11	7	174	9.7
BRIGHT, Kelvin	18-18	497-27.6	62-142	.437	3-19	.158	40-68	.588	19-24-43	2.4	45	33	40	2	10	167	9.3
WARD, Ashen	18-4	398-22.1	30-84	.357	15-54	.278	18-26	.692	12-42-54	3.0	47	13	23	5	9	93	5.2
COOKSEY, Vance	18-9	375-20.8	28-73	.384	9-30	.300	24-34	.706	8-34-42	2.3	36	34	34	2	21	89	4.9
BLOCKER, Dallas	15-14	258-17.2	28-49	.571	0-0	.000	8-14	.571	24-24-48	3.2	55	21	12	12	15	64	4.3
PARKS, Tom	3-0	29-9.7	3-5	.600	3-5	.600	0-0	.000	0-4-4	1.3	3	0	1	0	0	9	3.0
REBILLLOT, Zack	11-1	159-14.5	12-19	.632	0-0	.000	6-9	.667	15-21-36	3.3	21	4	5	7	2	30	2.7
BOUDLER, Dan	16-2	193-12.1	11-21	.524	0-0	.000	8-11	.727	17-9-26	1.6	12	7	8	5	6	30	1.9
D'HAITI, Eddie	17-2	174-10.2	12-30	.400	0-0	.000	6-10	.600	14-21-35	2.1	28	4	16	12	5	30	1.8
TIMKO, Andy	1-0	0-0.0	0-0	.000	0-0	.000	0-0	.000	0-0-0	0.0	0	0	0	0	0	0	0.0
TEAM									27-20-47	2.6			1				
Total	18		408-982	.415	94-298	.315	261-377	.692	197-380-577	32.1	386	221	253	77	96	1171	65.1
Opponents	18		438-935	.468	123-300	.410	318-461	.690	178-426-604	33.6	336	260	237	62	137	1317	73.2

SCORE BY PERIODS:	1st	2nd	OT	Total
Youngstown State	529	635	7	1171
Opponents	622	681	14	1317

DEADBALL REBOUNDS:	OFF	DEF	TOTAL
Youngstown State	54	12	66
Opponents	70	13	83



YEAR-IN-REVIEW

2009-10 RESULTS AND INDIVIDUAL LEADERS

Date	Opponent	Result	Points Leader	Rebounds Leader	Assists Leader
Nov. 13	at Xavier	L, 57-83	(12) Sirlester Martin	(5) Dan Boudler	(3) Vance Cooksey (3) DeAndre Mays
Nov. 15	HIRAM	W, 81-41	(18) Vance Cooksey	(11) Dallas Blocker	(6) Eddie D'Haiti
Nov. 18	KENT STATE	L, 61-70	(15) Sirlester Martin (15) Vytas Sulskis	(7) Sirlester Martin (7) Eddie D'Haiti	(5) Ashen Ward
Nov. 21	at Saint Peter's	W, 68-56	(20) Kelvin Bright	(8) Dan Boudler	(2) DeAndre Mays
Nov. 24	vs. GENEVA	W, 88-47	(18) DeAndre Mays	(7) Ashen Ward	(5) Vance Cooksey
Nov. 28	at Pittsburgh	L, 56-72	(20) Kelvin Bright	(6) Dallas Blocker	(3) Dallas Blocker
Dec. 3	at Detroit*	L, 71-82	(16) DeAndre Mays	(5) Sirlester Martin (5) Vytas Sulskis	(5) DeAndre Mays
Dec. 5	at Wright State*	L, 54-67	(16) Sirlester Martin	(9) Sirlester Martin	(2) DeAndre Mays (2) Kelvin Bright
Dec. 16	at Saint Francis (Pa.)	W, 74-65	(27) DeAndre Mays	(6) DeAndre Mays	(4) Vytas Sulskis
Dec. 19	at Green Bay*	L, 65-74	(17) Vytas Sulskis	(6) Vytas Sulskis (6) Zack Rebillot (6) Dan Boudler	(4) DeAndre Mays
Dec. 22	HIGH POINT	W, 82-69	(20) Sirlester Martin	(9) Sirlester Martin	(5) DeAndre Mays
Dec. 30	ROBERT MORRIS	L, 67-72	(14) Kelvin Bright	(8) Sirlester Martin (8) Eddie D'Haiti	(3) DeAndre Mays (3) Kelvin Bright (3) Vance Cooksey
Jan. 2	CLEVELAND STATE*	L, 48-70	(15) Sirlester Martin	(8) Sirlester Martin	(3) Vance Cooksey
Jan. 7	UIC*	W, 76-67	(17) Vytas Sulskis	(11) Zack Rebillot	(4) Vytas Sulskis
Jan. 9	LOYOLA*	W, 71-67	(30) DeAndre Mays	(7) Sirlester Martin	(5) Kelvin Bright
Jan. 14	at Valparaiso*	L, 66-70	(21) DeAndre Mays	(10) Sirlester Martin	(3) Vance Cooksey
Jan. 16	at Butler	L, 61-91	(23) Sirlester Martin	(5) Sirlester Martin	(3) Dallas Blocker
Jan. 22	MILWAUKEE*	L, 59-69	(11) Sirlester Martin (11) Vytas Sulskis	(9) Vytas Sulskis	(6) DeAndre Mays
Jan. 24	GREEN BAY*	L, 55-69	(10) DeAndre Mays (10) Vance Cooksey	(5) DeAndre Mays	(3) DeAndre Mays (3) Vytas Sulskis
Jan. 27	NORTH CAROLINA CENTRAL	W, 70-59	(17) DeAndre Mays	(9) Sirlester Martin	(8) DeAndre Mays
Jan. 30	at Cleveland State*	L, 69-77	(27) DeAndre Mays	(9) Vytas Sulskis	(4) Ashen Ward
Feb. 4	at Loyola*	LOT, 85-92	(22) Kelvin Bright	(9) Dallas Blocker	(7) Dallas Blocker
Feb. 6	at UIC*	L, 68-74	(22) DeAndre Mays	(7) Eddie D'Haiti	(5) DeAndre Mays
Feb. 11	BUTLER*	L, 57-68	(18) DeAndre Mays	(4) Kelvin Bright	(4) Ashen Ward (4) Vance Cooksey
Feb. 13	VALPARAISO*	L, 75-77	(24) Vytas Sulskis	(11) Vytas Sulskis	(10) DeAndre Mays
Feb. 15	at Milwaukee*	L, 62-64	(23) DeAndre Mays	(6) Ashen Ward	(4) DeAndre Mays
Feb. 20	at UC-Riverside	L, 60-62	(18) Vytas Sulskis	(6) Dallas Blocker	(4) DeAndre Mays
Feb. 25	WRIGHT STATE*	L, 73-76	(16) Sirlester Martin	(10) Vytas Sulskis	(8) DeAndre Mays
Feb. 27	DETROIT*	L, 54-62	(13) DeAndre Mays	(6) Vytas Sulskis	(4) DeAndre Mays
March 2	at Green Bay\$	L, 67-81	(22) Kelvin Bright	(7) DeAndre Mays	(4) DeAndre Mays

Record	Overall	Home	Away	Neutral
All Games	8-22	6-9	2-13	0-0
Horizon League Games	2-16	2-7	0-9	0-0
Non-League Games	6-5	4-2	2-3	0-0

*- Horizon League Game

\$ - Horizon League Tournament Game



YEAR-IN-REVIEW

Penguin Team Season Highs

Points	88	vs. Geneva (11/24/09)
First-Half Points	53	at Loyola (2/4/10)
Second-Half Points	50	vs. High Point (12/22/09)
Field Goals Made	32	vs. Geneva (11/24/09)
Field Goal Attempts	71	at Loyola (2/4/10)
Field Goal Percentage	.528 (28-53)	vs. High Point (12/22/09)
3-Point FG Made	11	vs. Geneva (11/24/09)
3-Point FG Attempts	27	at Loyola (2/4/10)
	27	vs. Milwaukee (1/22/10)
3-Point Field Goal Pct.	.615 (8-13)	vs. UIC (1/7/10)
Free Throws Made	23	at Saint Francis (12/16/09)
Free Throw Attempts	34	at UIC (2/6/10)
Free Throw Percentage	.900 (18-20)	vs. UIC (1/7/10)
Rebounds	62	vs. Hiram (11/15/09)
Assists	22	vs. Geneva (11/24/09)
Steals	13	vs. Geneva (11/24/09)
Blocked Shots	8	vs. Geneva (11/24/09)
Turnovers	23	at Wright State (12/5/09)
Fouls	28	at Milwaukee (2/15/10)

Opponent Team Season Highs

Points	92	Loyola (2/4/10)
First-Half Points	49	Butler (1/16/10)
Second-Half Points	47	Valparaiso (2/13/10)
	47	Cleveland State (1/30/10)
Field Goals Made	34	Loyola (2/4/10)
Field Goal Attempts	62	Cleveland State (1/2/10)
Field Goal Percentage	.674 (29-43)	Detroit (12/3/09)
3-Point FG Made	12	Butler (1/16/10)
3-Point FG Attempts	24	Cleveland State (1/2/10)
3-Point Field Goal Pct.	.588 (10-17)	Loyola (2/4/10)
Free Throws Made	30	Xavier (11/13/09)
Free Throw Attempts	39	Milwaukee (2/15/10)
Free Throw Percentage	.923 (12-13)	UC-Riverside (2/20/10)
Rebounds	46	Milwaukee (2/15/10)
Assists	23	Butler (1/16/10)
Steals	12	UIC (2/6/10)
	12	Kent State (11/18/09)
Blocked Shots	6	Loyola (2/4/10)
	6	Cleveland State (1/30/10)
	6	Robert Morris (12/30/09)
Turnovers	22	Robert Morris (12/30/09)
Fouls	25	Saint Francis (12/16/09)

Penguin Team Season Lows

Points	48	vs. Cleveland State (1/2/10)
First Half Points	19	vs. Cleveland State (1/2/10)
Second Half Points	25	vs. Green Bay
	25	at Loyola (2/4/10)
Field Goals Made	17	at Wright State (12/5/09)
Field Goal Attempts	37	at Wright State (12/5/09)
Field Goal Percentage	.328 (21-64)	at Xavier (11/13/09)
3-Point FG Made	1	at Xavier (11/13/09)
	1	vs. Cleveland State (1/2/10)
	1	vs. Green Bay (1/24/10)
3-Point FG Attempts	8	vs. Cleveland State (1/2/10)
3-Point Field Goal Pct.	.077 (1-13)	at Xavier (11/13/09)
Free Throws Made	6	vs. Milwaukee (1/22/10)
Free Throw Attempts	9	vs. Milwaukee (1/22/10)
Free Throw Percentage	.529 (9-17)	at Pittsburgh (11/28/09)
Rebounds	20	Butler (2/11/10)
Assists	7	at Saint Francis (12/16/09)
Steals	2	vs. Loyola (1/9/10)
Blocked Shots	0	at Detroit (12/3/09)
	0	at UC-Riverside (2/20/10)
Turnovers	7	vs. Loyola (1/9/10)
Fouls	11	vs. Geneva (11/24/09)

Opponent Team Season Lows

Points	41	Hiram (11/15/09)
First-Half Points	21	NC Central (1/27/10)
Second-Half Points	17	Hiram (11/15/09)
Field Goals Made	12	Hiram (11/15/09)
Field Goal Attempts	39	NC Central (1/27/10)
Field Goal Percentage	.222 (12-54)	Hiram (11/15/09)
3-Point FG Made	0	Detroit (2/27/10)
3-Point FG Attempts	6	Detroit (12/3/09)
3-Point Field Goal Pct.	.000 (0-7)	Detroit (2/27/10)
Free Throws Made	5	Geneva (11/24/09)
Free Throw Attempts	8	Geneva (11/24/09)
Free Throw Percentage	.467(7-15)	Cleveland State (1/2/10)
Rebounds	21	Wright State (2/25/10)
Assists	7	Hiram (11/15/09)
	7	Detroit (2/27/10)
Steals	1	Saint Francis (12/16/09)
Blocked Shots	1	Five Times
Turnovers	8	Green Bay (12/19/09)
	8	Loyola (2/4/10)
Fouls	11	Milwaukee (1/22/10)



YEAR-IN-REVIEW

Individual Points-Rebounds-Assists

	1	4	5	14	20	21	24	32	33	34	42	44
Opponent	DeAndre Mays	Vance Cooksey	Sirlester Martin	Kelvin Bright	Ashen Ward	Zack Rebillot	Eddie D'Haiti	Tom Parks	Dan Boudler	Andy Timko	Dallas Blocker	Vytas Sulskis
at Xavier	5-4-3	6-2-3-	11-4-1	2-1-2	7-1-2	3-4-0	6-3-1	0-0-1	2-5-0	DNP	3-1-0	12-2-0
Hiram	10-2-0	18-8-4	3-6-1	8-0-1	7-2-0	4-7-1	12-10-6	5-1-0	0-6-0	0-2-1	4-11-1	10-4-4
Kent State	14-1-1	5-2-2	15-7-0	6-1-1	3-2-5	0-1-0	2-7-0	0-0-0	0-0-0	DNP	0-0-1	15-6-1
at Saint Peter's	7-5-2	6-2-0	11-3-1	20-2-0	0-2-0	4-3-0	6-4-1	3-0-0	2-8-1	DNP	2-4-1	7-1-1
Geneva	18-4-3	11-2-5	7-5-0	6-0-4	11-7-3	6-5-2	3-4-1	8-1-0	0-0-0	0-0-0	8-5-1	10-2-3
at Pittsburgh	16-3-2	3-1-0	5-2-2	20-1-2	0-1-0	2-1-0	0-0-0	0-2-1	0-1-0	DNP	2-6-3	8-4-0
at Detroit	16-1-5	2-1-0	14-5-0	8-3-3	0-0-0	3-3-1	2-0-0	3-0-0	9-4-1	DNP	DNP	14-5-0
at Wright State	4-2-2	12-3-1	16-9-1	6-1-2	0-1-0	2-1-0	0-0-0	3-1-0	0-1-0	DNP	DNP	7-3-1
at Saint Francis	27-6-3	0-2-0	16-5-1	9-1-3	5-2-1	2-2-0	2-2-0	0-3-1	6-5-1	DNP	DNP	7-3-4
at Green Bay	6-2-4	4-3-0	9-4-0	7-2-1	4-2-0	10-6-0	0-0-0	3-3-0	7-6-3	DNP	DNP	17-6-4
High Point	11-2-5	7-0-3	20-9-0	7-0-4	7-2-2	10-7-1	0-3-0	3-1-0	4-2-1	DNP	DNP	13-1-4
Robert Morris	8-1-3	3-1-3	12-8-0	14-2-3	11-2-1	0-2-0	6-8-0	DNP	0-3-2	DNP	4-0-2	9-3-0
Cleveland State	11-4-2	0-3-3	15-8-0	11-4-2	6-1-1	1-1-0	2-3-0	DNP	0-2-0	DNP	0-0-0	2-4-0
UIC	15-3-2	7-1-2	12-7-1	6-2-3	9-4-1	4-11-1	0-1-0	DNP	0-0-0	DNP	6-3-0	17-2-4
Loyola	30-3-2	3-1-4	14-7-3	16-3-5	0-0-0	2-4-0	0-0-0	DNP	0-1-0	DNP	3-3-1	3-2-1
at Valparaiso	21-3-2	7-4-3	10-10-1	7-21	3-3-0	0-1-1	DNP	DNP	5-2-0	DNP	2-3-0	11-7-1
at Butler	7-1-1	2-0-1	23-5-1	10-3-1	7-3-1	2-2-0	1-2-0	DNP	0-0-1	DNP	4-3-3	5-3-1
Milwaukee	10-4-6	1-3-2	11-6-0	8-2-2	6-0-1	DNP	2-0-0	DNP	2-1-0	DNP	8-8-2	11-9-2
Green Bay	10-5-3	10-4-2	8-2-0	5-0-0	7-2-0	DNP	0-1-0	DNP	4-3-0	DNP	3-0-1	8-3-3
NCCU	17-2-8	0-1-2	13-9-2	13-4-1	7-3-2	DNP	DNP	DNP	2-3-0	DNP	7-3-0	11-3-3
at Cleveland St.	27-4-3	10-5-1	0-2-0	12-2-0	6-1-4	DNP	2-2-0	DNP	2-3-1	DNP	2-5-3	8-9-1
at Loyola	11-4-1	10-3-3	12-2-1	22-6-2	10-8-0	DNP	0-1-0	DNP	0-1-1	DNP	8-9-7	12-5-3
at UIC	22-5-5	4-4-1	4-3-1	6-2-0	6-3-0	DNP	5-7-0	DNP	0-1-1	DNP	0-3-3	21-6-3
Butler	18-3-1	11-2-4	0-3-1	6-4-1	6-4-1	DNP	0-1-0	DNP	1-1-0	0-0-0	7-1-0	14-1-1
Valparaiso	16-3-10	0-1-1	0-5-0	18-3-3	5-8-0	DNP	8-4-3	DNP	DNP	DNP	4-0-0	24-11-1
at Milwaukee	23-5-4	6-1-2	4-4-0	6-1-2	6-6-1	2-2-0	2-4-0	DNP	0-0-0	DNP	1-3-1	12-5-0
at UC Riverside	7-4-4	9-2-3	6-5-0	9-1-2	7-2-0	0-0-0	2-4-0	DNP	DNP	DNP	2-6-2	18-3-0
Wright State	14-3-8	0-1-2	16-2-0	2-1-3	12-4-0	6-3-0	0-5-0	DNP	DNP	DNP	8-6-0	15-10-4
Detroit	13-3-4	0-2-2	6-3-0	11-2-2	6-5-0	0-0-1	0-3-0	DNP	0-1-0	DNP	8-1-0	10-6-1
at Green Bay	13-7-4	3-3-1	4-3-2	22-2-0	7-6-0	7-2-0	0-2-0	DNP	0-0-0	DNP	2-2-0	9-4-2

Game-by-Game Starters

	Point	Guard	Guard	Forward	Forward
at Xavier	Mays	Bright	Parks	Martin	Blocker
Hiram	Mays	Bright	Parks	Martin	Blocker
Kent State	Mays	Bright	Sulskis	Martin	Blocker
at Saint Peter's	Mays	Bright	Sulskis	Martin	Blocker
Geneva	Mays	Bright	Sulskis	Martin	Blocker
at Pittsburgh	Mays	Bright	Sulskis	Martin	Blocker
at Detroit	Mays	Bright	Sulskis	Martin	Boudler
at Wright State	Mays	Bright	Sulskis	Martin	Boudler
at Saint Francis (Pa.)	Mays	Bright	Sulskis	Martin	D'Haiti
at Green Bay	Mays	Bright	Sulskis	Martin	D'Haiti
High Point	Mays	Bright	Sulskis	Martin	D'Haiti
Robert Morris	Mays	Bright	Sulskis	Martin	D'Haiti
Cleveland State	Mays	Bright	Sulskis	Martin	D'Haiti
UIC	Cooksey	Mays	Bright	Martin	Blocker
Loyola	Cooksey	Mays	Bright	Martin	Blocker
at Valparaiso	Cooksey	Mays	Bright	Martin	Blocker
at Butler	Cooksey	Mays	Bright	Martin	Blocker
Milwaukee	Cooksey	Mays	Bright	Martin	Blocker
Green Bay	Cooksey	Mays	Bright	Martin	Blocker
NC Central	Cooksey	Mays	Bright	Martin	Blocker
at Cleveland State	Cooksey	Mays	Bright	Martin	Blocker
at Loyola	Cooksey	Mays	Bright	Martin	Blocker
at UIC	Cooksey	Mays	Bright	Martin	Blocker
Butler	Mays	Bright	Ward	Sulskis	Blocker
Valparaiso	Mays	Bright	Ward	Sulskis	Blocker
at Milwaukee	Mays	Bright	Ward	Sulskis	Blocker
at UC-Riverside	Mays	Bright	Ward	Sulskis	Blocker
Wright State	Mays	Bright	Ward	Sulskis	Blocker
Detroit	Mays	Bright	Rebillot	Martin	Blocker
at Green Bay	Mays	Bright	Ward	Sulskis	Blocker



HORIZON LEAGUE RECAP

2009-10 HORIZON LEAGUE STANDINGS

	Conference			Overall				
	Record	Pct.	PF	PA	Record	Pct.	PF	PA
Butler	18-0	1.000	72.0	58.9	33-5	.868	68.7	59.4
Wright State	12-6	.667	66.3	60.7	20-12	.625	67.6	60.9
Green Bay	11-7	.611	67.9	66.7	22-13	.629	68.5	66.9
Milwaukee	10-8	.556	66.6	65.6	20-14	.588	69.7	68.1
Cleveland State	10-8	.556	65.4	65.2	16-17	.485	69.2	68.3
Valparaiso	10-8	.556	72.1	71.8	15-17	.469	73.2	74.3
Detroit	9-9	.500	67.0	64.0	20-14	.588	69.4	67.2
Loyola	5-13	.278	62.1	68.6	14-16	.467	64.8	67.2
UIC	3-15	.167	62.0	71.8	8-22	.267	62.5	70.3
Youngstown State	2-16	.111	65.1	73.2	8-22	.267	66.7	69.7

TOP TEN SCORING LEADERS

Player, School	GP-GS	FG-FGA	3P-3PA	FT-FTA	Pts	Avg.
1. Brandon Wood, VU	32-31	198-427	56-150	113-139	565	17.7
2. Norris Cole, CSU	33-33	185-428	38-111	131-164	539	16.3
3. Rahmon Fletcher, GB	33-33	191-420	51-199	87-115	520	15.8
4. Cory Johnson, VU	32-32	180-324	21-41	118-174	499	15.6
5. Gordon Hayward, BU	37-37	173-373	47-160	179-216	572	15.5
6. Robo Kreps, UIC	30-29	142-400	56-189	116-137	456	15.2
7. Ricky Franklin, UWM	34-34	167-391	74-212	92-130	500	14.7
8. DeAndre Mays, YSU	30-30	136-384	43-125	112-153	427	14.2
9. Vaughn Duggins, WSU	29-27	143-306	49-128	77-95	412	14.2
10. Shelvin Mack, BU	38-38	192-423	72-184	80-109	536	14.1

TOP TEN REBOUNDING LEADERS

Player, School	GP-GS	Offense	Defense	Total	Avg.
1. Eli Holman, UDM	31-31	95	182	277	8.9
2. Andy Polka, LUC	30-30	96	171	267	8.9
3. Gordon Hayward, BU	37-37	72	233	305	8.2
4. Randy Berry, GB	35-35	111	172	283	8.1
5. Jeremy Buttell, UIC	29-28	79	139	218	7.5
6. Cory Cooperwood, WSU	32-32	78	116	194	6.1
7. James Eayrs, UWM	34-34	69	129	198	5.8
8. Cory Johnson, VU	32-32	68	117	185	5.8
9. D'Aundray Brown, CSU	32-32	75	105	180	5.6
10. Aaron Pogue, CSU	33-33	64	115	179	5.4

PLAYERS OF THE WEEK

Date	Player, School
Nov. 16	Todd Brown, Wright State
Nov. 23	Eli Holman, Detroit
Nov. 30	James Eayrs, Milwaukee
Dec. 7	Rahmon Fletcher, Green Bay
Dec. 14	Gordon Hayward, Butler
Dec. 21	Gordon Hayward, Butler
Dec. 28	Sirlester Martin, Youngstown State
Jan. 4	Shelvin Mack, Butler
Jan. 11	DeAndre Mays, Youngstown State
Jan. 18	Rahmon Fletcher, Green Bay
Jan. 25	Norris Cole, Cleveland State
Feb. 1	Chase Simon, Detroit
Feb. 8	Trevon Harmon, Cleveland State
Feb. 15	Gordon Hayward, Butler
Feb. 22	Rahmon Fletcher, Green Bay
March 1	Anthony Hill, Milwaukee

HL TOURNAMENT RESULTS

Round	Date	Results
First Round -- Tuesday, March 2		(#5) Cleveland State 80, (#8) Loyola 66
		(#7) Detroit 89, (#6) Valparaiso 82
		(#3) Green Bay 81, (#10) Youngstown St. 67
		(#4) Milwaukee 73, (#9) UIC 67
Second Round -- Friday, March 5		Detroit 62, Green Bay 53
		Milwaukee 82, Cleveland State 75
Semifinals -- Saturday, March 6		(#2) Wright State 69, Detroit 50
		(#1) Butler 68, Milwaukee 59
Championship -- Tuesday, March 9		Butler 70, Wright State 45

ALL-LEAGUE TEAMS

First-Team

Name, School Yr. Pos.
 Gordon Hayward, Butler So. G/F
 Matt Howard, Butler Jr. F
 Shelvin Mack, Butler So. G
 Norris Cole, Cleveland State Jr. G
 Rahmon Fletcher, Green Bay Jr. G

Second-Team

Name, School, Yr., Pos.
 Chase Simon, Detroit So. G
 Ricky Franklin, Milwaukee Sr. G
 Cory Johnson, Valparaiso Jr. F
 Brandon Wood, Valparaiso So. G
 Vaughn Duggins, Wright State Jr. G

All-Newcomer Team

Name, School, Yr., Pos.
 Eli Holman, Detroit So. C/F
 Xavier Keeling, Detroit Jr. F
 Chase Simon, Detroit So. G
 Cory Johnson, Valparaiso Jr. F
 Brandon Wood, Valparaiso So. G

All-Defensive Team

Name, School, Yr., Pos.
 Ronald Nored, Butler So. G
 Willie Veasley, Butler Sr. G/F
 D'Aundray Brown, Cleveland State Jr. G
 Woody Payne, Detroit Sr. G
 Vaughn Duggins, Wright State Jr. G

Player of the Year

Gordon Hayward, Butler

Newcomer of the Year

Brandon Wood, Valparaiso

Coach of the Year

Brad Stevens, Butler

Sixth Man of the Year

Walt Giber, Loyola

Co-Defensive Players of the Year:

Ronald Nored, Butler &
 Woody Payne, Detroit



PENGUINS RECORD WHEN...

Table listing various game scenarios and their corresponding records, such as 'Leading at halftime' (8-5) and 'On the Road' (2-13).

2009-10 TOP PERFORMANCES

Scoring

Table of top scoring performances, including '1. DeAndre Mays vs. Loyola' (30) and '10. DeAndre Mays at Valparaiso' (21).

Rebounding

Table of top rebounding performances, including '1. Vytas Sulskis vs. Valparaiso' (11) and '7. Sirlester Martin at Wright State' (9).

Assists

Table of top assist performances, including '1. DeAndre Mays vs. Valparaiso' (11) and '7. Vance Cooksey vs. Geneva' (5).

Steals

Table of top steal performances, including '1. Dallas Blocker at Pittsburgh' (5) and '2. DeAndre Mays at Detroit' (4).

Blocked Shots

Table of top blocked shot performances, including '1. Dallas Blocker at UIC' (4) and '3. Eddie D'Haiti vs. Geneva' (3).



COACHING RECORDS

Victories

Coach	W-L	Pct.
Dom Rosselli (1940-82)	589-388	.604
Dan Peters (1993-1999)	78-87	.473
Mike Rice (1983-87)	75-67	.528
John Robic (1999-2005)	58-113	.339
Jerry Slocum (2005-Present)	49-100	.329
Ray Sweeney (1935-40)	42-51	.451
John Stroia (1989-93)	29-81	.263
Jack McPhee (1930-31/33-35)	21-40	.344
Al Fairfield (1927-30)	16-10	.615
Jim Cleamons (1987-89)	12-44	.214
Joe Morbito (1942-43)	11-5	.687
Denton Doll (1932-33)	3-11	.214

Winning Percentage

Coach	W-L	Pct.
Joe Morbito (1942-43)	11-5	.687
Al Fairfield (1927-30)	16-10	.615
Dom Rosselli (1940-82)	589-388	.604
Mike Rice (1983-87)	75-67	.528
Dan Peters (1993-1999)	78-87	.473
Ray Sweeney (1935-40)	42-51	.451
Jack McPhee (1930-31/33-35)	21-40	.344
John Robic (1999-2005)	58-113	.339
Jerry Slocum (2005-Present)	49-100	.329
John Stroia (1989-93)	29-81	.263
Jim Cleamons (1987-89)	12-44	.214
Denton Doll (1932-33)	3-11	.214

Record by Decade

Years	W-L	Pct.
1926-27 through 1929-30	14-8	.636
1930-31 through 1939-40	66-102	.393
1940-41 through 1949-50	69-83	.454
1950-51 through 1959-60	151-109	.580
1960-61 through 1969-70	194-71	.732
1970-71 through 1979-80	165-99	.625
1980-81 through 1989-90	101-150	.402
1990-91 through 1999-00	111-164	.404
2000-01 through 2009-10	95-197	.325

COACH BILL DAILEY (1954-87)

Coach Bill Dailey served as an assistant coach at YSU for six seasons before being named to replace Mike Rice in March 1987. However, Dailey died in August from cancer before ever taking the sidelines as the official head coach. Six seasons before, at age 26, Dailey served as the interim Head Coach for Dom Rosselli compiling a 13-13 record during the 1980-81 campaign, including wins in five of the last six games of the year.



BILL DAILEY

Year-By-Year Coaching Results

Year	Coach	W	L	Pct.	Year	Coach	W	L	Pct.
1927-28	Al Fairfield	2	2	.500	1970-71	Dom Rosselli	19	6	.760
1928-29	Al Fairfield	8	2	.800	1971-72	Dom Rosselli	22	7	.759
1929-30	Al Fairfield	6	6	.500	1972-73	Dom Rosselli	10	13	.435
1930-31	Jack McPhee	1	13	.071	1973-74	Dom Rosselli	10	16	.385
1931-32	Jack McPhee	3	10	.231	1974-75	Dom Rosselli	19	9	.679
1932-33	Denton Doll	3	11	.214	1975-76	Dom Rosselli	17	9	.654
1933-34	Jack McPhee	6	8	.429	1976-77	Dom Rosselli	22	7	.759
1934-35	Jack McPhee	11	9	.550	1977-78	Dom Rosselli	16	9	.640
1935-36	Ray Sweeney	8	11	.421	1978-79	Dom Rosselli	13	13	.500
1936-37	Ray Sweeney	8	10	.444	1979-80	Dom Rosselli	17	10	.630
1937-38	Ray Sweeney	11	9	.550	1980-81	Dom Rosselli	13	13	.500
1938-39	Ray Sweeney	6	12	.333	1981-82	Dom Rosselli	8	18	.308
1939-40	Ray Sweeney	9	9	.500	1982-83	Mike Rice	15	12	.556
1940-41	Dom Rosselli	14	8	.636	1983-84	Mike Rice	18	11	.621
1941-42	Dom Rosselli	9	12	.429	1984-85	Mike Rice	19	11	.633
1942-43	Joe Morbito	11	5	.688	1985-86	Mike Rice	12	16	.429
1943-46	No Teams Due to WWII				1986-87	Mike Rice	11	17	.393
1946-47	Dom Rosselli	13	10	.565	1987-88	Jim Cleamons	7	21	.250
1947-48	Dom Rosselli	10	14	.416	1988-89	Jim Cleamons	5	23	.185
1948-49	Dom Rosselli	9	14	.391	1989-90	John Stroia	8	20	.286
1949-50	Dom Rosselli	3	20	.130	1990-91	John Stroia	12	16	.429
1950-51	Dom Rosselli	16	7	.696	1991-92	John Stroia	6	22	.214
1951-52	Dom Rosselli	16	7	.696	1992-93	John Stroia	3	23	.115
1952-53	Dom Rosselli	10	14	.417	1993-94	Dan Peters	5	21	.192
1953-54	Dom Rosselli	11	16	.407	1994-95	Dan Peters	18	10	.643
1954-55	Dom Rosselli	10	17	.370	1995-96	Dan Peters	12	15	.444
1955-56	Dom Rosselli	12	14	.462	1996-97	Dan Peters	9	18	.333
1956-57	Dom Rosselli	23	4	.852	1997-98	Dan Peters	20	9	.689
1957-58	Dom Rosselli	23	7	.767	1998-99	Dan Peters	14	14	.500
1958-59	Dom Rosselli	19	9	.679	1999-00	John Robic	12	16	.429
1959-60	Dom Rosselli	11	14	.440	2000-01	John Robic	19	11	.633
1960-61	Dom Rosselli	21	7	.750	2001-02	John Robic	5	23	.178
1961-62	Dom Rosselli	16	12	.571	2002-03	John Robic	9	20	.310
1962-63	Dom Rosselli	18	9	.667	2003-04	John Robic	8	20	.286
1963-64	Dom Rosselli	24	3	.889	2004-05	John Robic	5	23	.178
1964-65	Dom Rosselli	20	6	.769	2005-06	Jerry Slocum	7	21	.250
1965-66	Dom Rosselli	19	7	.731	2006-07	Jerry Slocum	14	17	.452
1966-67	Dom Rosselli	18	7	.720	2007-08	Jerry Slocum	9	21	.300
1967-68	Dom Rosselli	17	8	.680	2008-09	Jerry Slocum	11	19	.367
1968-69	Dom Rosselli	19	7	.731	2009-10	Jerry Slocum	8	22	.267
1969-70	Dom Rosselli	22	5	.815	TOTALS		983	997	.496



JACK MCPHEE
1930-32 | 1933-35




DENTON DOLL
1932-33



RAY SWEENEY
1935-40



DOM ROSSELLI
1940-42 | 1946-82



JOE MORBITO
1942-43



MIKE RICE
1983-87



JIM CLEAMONS
1987-89



JOHN STROIA
1989-93




DAN PETERS
1993-99



JOHN ROBIC
1999-2005




ALL-LEAGUE PERFORMERS




F/C • Ray Robinson
Second Team | 1983-84



G • Bruce Timko
Second Team | 1983-84




G • John Keshock
First Team | 1984-85




G • Gary Robbins
Second Team | 1985-86




F • Tilman Bevely
First Team | 1986-87




F • Tim Jackson
Honorable Mention
1989-90




F • Reggie Kemp
Second Team | 1990-91
Second Team | 1989-90




G • Andre Smith
Second Team | 1994-95




G • Anthony Hunt
Second Team | 1996-97
First Team | 1997-98




F • Willie Spellman
Second Team | 1997-98




G • Elmer Brown
Second Team | 1999-00



G • Craig Haese
First Team | 2000-01



G • Ryan Patton
Honorable Mention
2000-01



G • Quin Humphrey
First Team | 2005-06
First Team | 2006-07

D-I All-Americans

Honorable Mention
1984-85 • John Keshock

All-Conference Horizon League

First-Team
2006-07 • Quin Humphrey
2005-06 • Quin Humphrey

Mid-Continent First-Team

2000-01 • Craig Haese
1997-98 • Anthony Hunt
Second-Team
1999-00 • Elmer Brown
1997-98 • Willie Spellman
1996-97 • Anthony Hunt
1994-95 • Andre Smith
Honorable-Mention
2000-01 • Ryan Patton

Independent

Second-Team
1990-91 • Reggie Kemp
1989-90 • Reggie Kemp
Honorable-Mention
1989-90 Tim Jackson

Ohio Valley

First-Team
1984-85 • John Keshock
Second-Team
1983-84 • Bruce Timko
1983-84 • Ray Robinson

All-Tournament Mid-Continent

1997-98 • Willie Spellman

Ohio Valley

1984-85 • John Keshock
1983-84 • Bruce Timko
1983-84 • Ray Robinson

All-Newcomer Horizon League

2008-09 • DeAndre Mays
2007-08 • Vytas Sulskis
2005-06 • Keston Roberts
2002-03 • Adam Baumann

Mid-Continent

1998-99 • Elmer Brown
1997-98 • David Brown

1995-96 • Anthony Hunt
1993-94 • Andre Smith

All-Defensive Horizon League

2002-03 • Marlon Williamson

All-Freshman Ohio Valley

1987-88 • Tim Jackson
1981-82 • Troy Williams

Coach of the Year Mid-Continent

1997-98 • Dan Peters

All-Academic Horizon

2003-04 • Adam Baumann

Mid-Continent

2000-01 • Craig Haese
2000-01 • Andrew Hannan
1999-00 • Craig Haese
1999-00 • Andrew Hannan
1999-00 • Jeremy Jackson
1998-99 • Andrew Hannan
1998-99 • Craig Haese
1998-99 • DeVon Lewis
1997-98 • DeVon Lewis
1996-97 • Mike Brennan

CoSIDA Academic All-America

2003-04 • Adam Baumann
(Third Team)

CoSIDA Academic All-District

2003-04 • Adam Baumann
2000-01 • Craig Haese
1998-99 • Andrew Hannan

NAIA All-Americans First-Team

1958-59 • Herb Lake
1955-56 • Tony Knott
Second-Team
1957-58 • Herb Lake


D-II All-Americans

1977-78 • Jeff Covington
1976-77 • Jeff Covington
1975-76 • Jeff Covington



SPECIAL HONOREES


Retired Numbers | 12 • 36 • 40 • 55 • 589




G • John McElroy
#12 | 1965-69
Youngstown, Ohio




G • Tony Vivo
#36 | 1936-40
Youngstown, Ohio



C • Leo Mogus
#40 | 1939-43
Youngstown, Ohio



F • Jeff Covington
#55 | 1974-78
Washington, D.C.



Coach Dom Rosselli
#589
1940-42 | 1946-83

YSU Athletics Hall-of-Fame Inductees

- Bruce Alexander • 1994
- Ron Allen • 1990
- Bob Atterholt • 1990
- Kenneth Bergman • 1997
- Tilman Bevely • 2005
- Walter Brian • 2008
- Jeff Covington • 1988
- Dave Culliver • 1989
- Steve Gergely • 1992
- Tim Jackson • 2006
- Sam Jankovich • 2006
- Billy Johnson • 1988
- Fred "Red" Jones • 1993
- Reggie Kemp • 2004
- John Keshock • 1996
- Tony Knott • 1987
- Roy Kroll • 1991
- Herb Lake • 1986
- Mike Magula • 1995
- John McElroy • 1987
- Leo Mogus • 1985
- Charley Moore • 1998
- Terry Moore • 1992
- Joe Nigro • 1993
- Ron Smith • 2009
- Roy Taylor • 1999
- Will Teague • 1991
- Bruce Timko • 2001
- Troy Williams • 2007
- Raymond Wise • 2000
- Mickey Yugovich • 1989


Youngstown State Athletes of the Year



2006-07 | Quin Humphrey
Guard | Atlanta, Ga.



2000-01 | Craig Haese
Guard | DePere, Wis.



1989-90 | Tim Jackson
Forward | Canton, Ohio



In 1984-85 YSU won 19 games advancing the Ohio Valley Conference Championship Game.



The Penguins won 20 games and reached the Mid-Continent Conference final in 1997-98.



THE BEEGHLY CENTER



YEAR-BY-YEAR	
Year	Record
1972-73	7-8
1973-74	7-9
1974-75	13-3
1975-76	12-4
1976-77	17-3
1977-78	11-2
1978-79	9-8
1979-80	9-4
1980-81	9-5
1981-82	5-8
1982-83	7-5
1983-84	11-2
1984-85	12-1
1985-86	10-4
1986-87	9-6
1987-88	5-9
1988-89	4-9
1989-90	7-8
1990-91	9-6
1991-92	6-10
1992-93	3-10
1993-94	4-8
1994-95	11-3
1995-96	9-4
1996-97	5-8
1997-98	10-3
1998-99	8-4
1999-00	6-6
2000-01	10-2
2001-02	5-7
2002-03	8-5
2003-04	7-6
2004-05	5-10
2005-06	5-7
2006-07	10-4
2007-08	6-7
2008-09	7-9
2009-10	6-9
Total	304-226

BEEGHLY'S TOP 25 CROWDS

Att.	Opponent	Date
6,571	Cleveland State	Dec. 13, 1986
6,339	Akron	Jan. 31, 1987
6,320	Akron	Jan. 6, 1984
6,249	Cleveland State	Jan. 23, 2009
6,213	Valparaiso	Feb. 10, 2001
6,198	Butler	Jan. 19, 2008
6,123	Akron	Jan. 9, 1988
6,087	Milwaukee	Jan. 22, 2010
6,000	Akron	Jan. 15, 1977
6,000	Akron	Jan. 14, 1978
5,916	Clarion State	Nov. 23, 1985
5,910	Akron	Feb. 1, 1975
5,868	Gannon	Feb. 19, 1977
5,807	Akron	Jan. 4, 1986
5,710	Gannon	Jan. 25, 1975
5,700	Ohio	Dec. 2, 1972
5,700	Gannon	Feb. 18, 1978
5,634	Cheyney	Jan. 19, 1980
5,568	Valparaiso	Feb. 19, 1988
5,511	Western Illinois	Feb. 2, 1980
5,500	Northern Kentucky	Jan. 25, 1978
5,230	Eastern Kentucky	Jan. 28, 1984
5,167	Tennessee Tech	March 3, 1986
5,160	Cleveland State	Feb. 15, 1975
5,132	LaSalle	Dec. 3, 1983
5,120	Steubenville	Jan. 7, 1978
5,120	Pittsburgh	Feb. 16, 1974

The Beeghly Center, which has been the home of the men's basketball program since the 1972-73 season, has seen a major facelift totaling more than \$4 million over the past four years, including new Dom Rosselli Court installed in the summer of 2008.

In that time, refurbishing has been done to the hallways, court lighting, classrooms, flooring, lobbies, basketball and Olympic Sports offices, swimming pool, and locker rooms. Also The Coaches Court, a plush room for Athletic Department functions and press conferences, was constructed.

Located just south of Stambaugh Stadium and north of the Veterans Plaza and the Andrews Wellness and Recreation Center, the Beeghly Center is the home of the men's basketball program. Basketball support areas in the facility include an athletic training room, weight room, coaches offices, and a newly remodeled locker room and players lounge.

Not only does the Beeghly Center have an arena, it is a multi-purpose facility that includes an Olympic-sized swimming and diving facility, racquetball and squash courts, classrooms, and administrative offices.

The entire facility was built at a cost of \$5.5 million and opened in 1972. It was dedicated in the memory of Mr. and Mrs. Leon A. Beeghly, founders of the Standard Slag Company in Youngstown.

The first men's basketball game in the Beeghly Center was on Dec. 2, 1972, when the Penguins played host to Ohio.

Eleven years after construction, the original seating capacity of 6,000 was increased to 6,500 with the addition of permanent seats in the north and south ends of the arena and 1,250 chairback seats located along the court.

In the past five years, the arena has enjoyed a facelift with the addition of two scoreboards, expanded press row seating, a redesigned court and a new sound system installed before the 2002-03 season.

In addition to athletic events, the Beeghly Center serves as the site for graduation ceremonies and the President's State of the University Address. In the past several years, wrestling matches, the Harlem Globetrotters, concerts and other functions have been held in the arena.



BEEGHLY CENTER BREAKDOWN

Beeghly Center Record vs. Opponents

Opponent	Series Record	First Meeting	Last Meeting	Opponent	Series Record	First Meeting	Last Meeting
Air Force	1-0	1992-93	1992-93	Morehead State	4-4	1981-82	1990-91
Akron	10-16	1972-73	2008-09	Morgan State	1-0	1985-86	1985-86
Alabama State	1-0	1984-85	1990-91	Mount Union	3-0	1974-75	1978-79
Allegheny	1-0	2008-09	2008-09	Murray State	3-4	1981-82	1987-88
Alliance	4-0	1972-73	1975-76	Nebraska-Omaha	0-2	1974-75	1975-76
Ashland	7-2	1973-74	1986-87	New Hampshire	2-0	1973-74	1974-75
Austin Peay	5-2	1981-82	1987-88	Niagara	1-2	1995-96	2002-03
Baldwin-Wallace	1-0	1972-73	1972-73	Nicholls State	1-0	1989-90	1989-90
Baltimore	1-0	1977-78	1977-78	North Carolina Central	1-0	2009-10	2009-10
Bellarmine	3-2	1976-77	1982-83	UNC-Wilmington	1-0	1983-84	1983-84
Bluffton	1-0	1990-91	1990-91	Northeastern Illinois	4-3	1989-90	1997-98
Boston U	0-1	2004-05	2004-05	Northern Illinois	1-1	1992-93	1993-94
Bowling Green	0-3	1988-89	2004-05	Northern Iowa	2-2	1975-76	1985-86
Brooklyn	2-0	1984-85	1988-89	Northern Kentucky	3-1	1975-76	1979-80
<i>Bucknell</i>	1-0	1986-87	1986-87	Northern Michigan	1-2	1978-79	1980-81
Buffalo	9-3	1973-74	2008-09	Northwestern	0-1	1993-94	1993-94
Buffalo State	1-1	1976-77	1977-78	Oakland	3-1	1998-99	2003-04
Butler	1-8	2001-02	2009-10	Ohio	1-5	1972-73	1991-92
California-Hayward	1-0	1974-75	1974-75	Ohio Dominican	3-0	1972-73	1983-84
Canisius	0-1	2006-07	2006-07	Oral Roberts	3-1	1997-98	2000-01
CCNY	1-0	1976-77	1976-77	Philadelphia Textile	5-0	1972-73	1980-81
Central Connecticut St.	2-2	1993-94	1996-97	Pittsburgh	1-1	1973-74	1976-77
Central Michigan	0-2	1985-86	1989-90	Pittsburgh-Bradford	1-0	1991-92	1991-92
Central State	1-1	1997-98	1998-99	Pittsburgh-Johnston	0-1	1991-92	1991-92
Chicago State	7-3	1988-89	2000-01	Point Park	1-0	1990-91	1990-91
Cheyney	1-1	1979-80	1980-81	Prairie View	0-1	1988-89	1988-89
Clarion	3-2	1972-73	2000-01	Radford	2-0	1987-88	1991-92
Cleveland State	10-13	1972-73	2009-10	Randolph-Macon	0-1	1976-77	1976-77
Coppin State	0-1	1991-92	1991-92	Robert Morris	2-3	1990-91	2009-10
Delaware State	3-1	1978-79	1990-91	Saginaw Valley	1-0	1977-78	1977-78
Detroit	5-9	1987-88	2009-10	<i>Saint Francis (Pa.)</i>	3-5	1978-79	2008-09
Drexel	0-1	1992-93	1992-93	Saint Louis	0-3	1985-86	1988-89
Duquesne	1-0	2005-06	2005-06	Samford	1-0	1974-75	1974-75
Dyke	1-0	1991-92	1991-92	San Francisco State	0-2	1972-73	1973-74
Eastern Illinois	3-4	1975-76	1995-96	Shawnee State	1-0	2002-03	2002-03
Eastern Kentucky	5-3	1981-82	2006-07	Siena	1-1	1996-97	2004-05
Eastern Michigan	1-1	1989-90	2004-05	Slippery Rock	11-1	1986-87	2007-08
Eastern Montana	0-1	1972-73	1972-73	South Alabama	1-0	1984-85	1984-85
Eastern Washington	1-0	1987-88	1987-88	South Carolina State	1-0	1986-87	1986-87
Fairleigh Dickinson	0-1	1997-98	1997-98	Southern California	1-0	1974-75	1974-75
Ferris State	1-0	1983-84	1983-84	SIU-Edwardsville	1-0	1975-76	1975-76
Florida A&M	1-0	1986-87	1986-87	Southern Utah	4-0	1997-98	2000-01
Gannon	6-4	1972-73	1981-82	Steubenville	5-2	1972-73	1977-78
Geneva	1-0	2009-10	2009-10	St. Joseph (Ind.)	1-0	1976-77	1976-77
Georgia State	2-0	1973-74	1974-75	St. Mary's (Calif.)	0-1	1973-74	1973-74
Green Bay	5-6	1992-93	2009-10	St. Mary's (Mich.)	1-0	1985-86	1985-86
High Point	1-0	2009-10	2009-10	St. Peter's	1-1	1992-93	2008-09
Hillsdale	2-0	1972-73	1975-76	St. Vincent	2-0	1979-80	1990-91
Hiram	5-0	1982-83	2009-10	Tennessee State	2-0	1987-88	1991-92
Hofstra	0-1	1998-99	1998-99	Tennessee Tech	5-4	1980-81	1987-88
Houston Baptist	1-0	1988-89	1988-89	Thiel	1-0	1989-90	1989-90
Illinois-Chicago	4-8	1992-93	2009-10	Thomas More	1-0	1994-95	1994-95
IPFW	2-0	2001-02	2003-04	Toledo	1-1	1999-00	2002-03
IUPUI	5-1	1975-76	2000-01	Towson	0-1	1991-92	1991-92
James Madison	1-0	2005-06	2005-06	Troy	3-1	1992-93	1996-97
Kent State	1-3	2001-02	2009-10	Utica	0-1	1983-84	1983-84
Kenyon	7-0	1973-74	1995-96	Valparaiso	6-7	1989-90	2009-10
LaRoche	1-0	1996-97	1996-97	Walsh	2-1	1973-74	1976-77
LaSalle	1-0	1983-84	1983-84	Washington & Jefferson	1-0	1995-96	1995-96
Liberty	0-1	1988-89	1988-89	West Virginia	0-1	1981-82	1981-82
<i>Lock Haven</i>	4-0	2006-07	2008-09	West Virginia Wesleyan	1-0	1977-78	1977-78
Loyola (Chicago)	7-3	1997-98	2009-10	Western Illinois	8-6	1972-73	2000-01
Maine	1-1	1976-77	1996-97	Western Kentucky	0-1	1981-82	1981-82
Malone	0-0	2010-11	2010-11	Western Michigan	1-1	1989-90	2000-01
Mankato State	1-0	1977-78	1977-78	Westminster	3-1	1972-73	1981-82
UM-Baltimore County	1-0	1988-89	1988-89	Wilberforce	1-0	1975-76	1975-76
UM-Eastern Shore	3-1	1978-79	1982-83	Wilmington	1-0	1994-95	1994-95
Messiah	1-0	1991-92	1991-92	Wooster	2-0	1984-85	1987-88
Middle Tennessee State	4-3	1981-82	1987-88	Wright State	6-14	1976-77	2009-10
Milwaukee	3-11	1973-74	2009-10	2010-11 Home Opponents in Bold			
Minnesota	0-1	1990-91	1990-91				
UMKC	5-4	1988-89	2003-04				
Missouri-Rolla	1-0	1974-75	1974-75				
Montana	0-1	1998-99	1998-99				

Beeghly Breakdown

Games: 530 in 38 seasons
Record: 304-226
Percentage: .574
Overtime Record: 7-16
Percentage: .304
Most Consecutive Winning Seasons: 7, 1974-75 to 1980-81
Most Games, Season: 20, 1976-77
Most Wins, Season: 13, 1974-75
Most Losses, Season: 10, 1991-92; 1992-93; 2004-05
Most Consecutive Wins: 12 (Twice)
Most YSU Points: 127 vs. Point Park • Nov. 28, 1990
Most Wins vs. Opponent: 12 vs. Slippery Rock
Most Losses vs. Opponent: 16 to Akron
Most Games vs. Opponent: 26 vs. Akron

Milestone Games

1	Ohio	Dec. 2, 1972
100	Wright State	Dec. 20, 1978
200	Eastern Kentucky	Jan. 13, 1986
300	Eastern Illinois	Jan. 11, 1993
400	Detroit	Dec. 16, 2000
500	Buffalo	Nov. 15, 2008

Milestone Wins

1	Alliance	Dec. 16, 1972
50	Wright State	Jan. 29, 1977
100	Bellarmine	Dec. 4, 1982
150	Tennessee State	Dec. 19, 1987
200	Cleveland State	Dec. 12, 1995
250	IPFW	Feb. 23, 2002
300	Geneva	Nov. 24, 2009
304	NCCU	Jan. 27, 2010

Overtime Games

Jan. 12, 1974 • Milwaukee 72, YSU 70
 Feb. 15, 1975 • Cleveland State 93, YSU 89
 Jan. 9, 1976 • Northern Kentucky 82, YSU 81
 March 7, 1977 • Randolph-Macon 71, YSU 68
 Feb. 2, 1980 • Western Illinois 77, YSU 73
 Nov. 28, 1981 • Westminster 68, YSU 66
 Feb. 27, 1982 • Murray State 69, YSU 66
 Jan. 15, 1983 • YSU 75, Austin Peay 70
 Jan. 29, 1983 • Akron 68, YSU 66
 Feb. 5, 1983 • YSU 73, MTSU 72
 Dec. 15, 1984 • YSU 74, South Alabama 73
 Feb. 11, 1985 • YSU 61, Eastern Kentucky 60
 Jan. 13, 1986 • YSU 75, E. Kentucky 69 (2)
 Feb. 16, 1987 • YSU 69, Morehead State 68
 Jan. 23, 1991 • Akron 71, YSU 66
 Dec. 19, 1998 • Montana 81, YSU 74
 Dec. 14, 1999 • Niagara 82, YSU 77
 Jan. 20, 2001 • YSU 71, Chicago State 68 (2)
 Jan. 21, 2004 • Butler 67, YSU 66
 Feb. 7, 2004 • Green Bay 73, YSU 70
 Dec. 14, 2004 • Siena 79, YSU 78 (4)
 Feb. 25, 2006 • Loyola 87, YSU 84
 Jan. 31, 2009 • Detroit 68, YSU 64



SINGLE-GAME TEAM RECORDS

Points Scored

- 1. 133 vs. St. VincentJan. 5, 1967
- 2. 127 vs. LakelandJan. 11, 1964
- 2. 127 vs. GenevaJan. 29, 1964
- 2. 127 vs. Point ParkNov. 28, 1990
- 5. 121 vs. New HampshireDec. 14, 1974

Points in a Half

- 75 vs. Lakeland (2nd)Jan. 11, 1964
- 74 vs. Point Park (1st)Nov. 28, 1990

Combined Points

- 237, YSU (111) and Western Illinois (116), Jan. 25, 2001

Field Goals Made


- 1. 58 vs. LakelandJan. 11, 1964
- 2. 56 vs. St. VincentJan. 5, 1964
- 3. 55 vs. New HampshireDec. 14, 1974
- 4. 54 vs. GenevaJan. 29, 1964
- 5. 50 vs. WalshDec. 5, 1966

Field Goals Attempted

- 1. 104 vs. Wayne StateFeb. 26, 1969
- 2. 100 vs. GenevaJan. 29, 1964
- 3. 99 vs. LakelandJan. 11, 1964
- 4. 95 vs. New HampshireDec. 14, 1974
- 5. 94 vs. St. VincentJan. 15, 1967
- 5. 94 vs. BlufftonNov. 24, 1990

Field Goal Percentage

- 1. .816 (31-38) vs. Northern IowaJan. 26, 1980
- 2. .696 (32-46) vs. Tennessee TechJan. 7, 1982
- 3. .632 (48-76) vs. AshlandFeb. 27, 1979
- 4. .631 (36-57) vs. IUPUIDec. 11, 1977
- 5. .629 (39-62) vs. Morehead StateFeb. 20, 1991
- 5. .629 vs. Green Bay (39-62)Jan. 5, 2006



Reggie Kemp was involved in three of the highest rebounding games in school history.

Free Throws Made

- 1. 40 vs. BuffaloJan. 20, 1993
- 2. 36 vs. Tennessee StateDec. 28, 1991
- 3. 35 vs. Saint Francis (Pa.)Feb. 5, 1990
- 4. 34 at Northeastern IllinoisJan. 19, 1991
- 4. 34 vs. UM-Baltimore CountyJan. 27, 1990

Fewest Free Throws Made

- 0-1 vs. Illinois-ChicagoJan. 3, 2005
- 0-4 at DrexelFeb. 10, 1992

Free Throw Attempts

- 1. 62 vs. BuffaloJan. 20, 1993
- 2. 53 vs. UM-Baltimore CountyJan. 27, 1990
- 3. 47 at Northeastern IllinoisJan. 19, 1991
- 4. 44 vs. Northeastern IllinoisJan. 29, 1990
- 4. 44 vs. Saint Francis (Pa.)Feb. 5, 1990

Fewest Free-Throw Attempts

- 1 vs. Illinois-ChicagoJan. 3, 2005

Highest Free-Throw Percentage (Most Made)

- 1.000 (17-17) vs. ButlerDec. 4, 2008
- 1.000 (13-13) vs. St. Mary'sDec. 12, 1998
- 1.000 (12-12) at MissouriDec. 21, 1981
- 1.000 (10-10) vs. Green BayJan. 5, 2006

3-Point Field Goals

- 1. 14 vs. Pitt.-BradfordFeb. 24, 1992
- 1. 14 vs. Southern UtahFeb. 6, 1999
- 1. 14 vs. Slippery RockDec. 3, 2003
- 1. 14 vs. UICFeb. 3, 2007
- 5. 13 vs. Oral RobertsFeb. 7, 1998
- 5. 13 vs. DetroitFeb. 14, 2007

3-Point Field-Goal Attempts

- 1. 31 vs. Troy StateJan. 11, 1997
- 2. 30 vs. Slippery RockNov. 23, 2005
- 3. 29 at CanisiusFeb. 18, 2006
- 3. 29 vs. Troy StateFeb. 8, 1997
- 3. 29 at UICFeb. 2, 2008

3-Pt. Field Goal Pct.

- 1.000 (5-5) vs. Eastern IllinoisJan. 28, 1995

Rebounds

- 1. 64 vs. Tennessee TechJan. 26, 1987
- 2. 62 vs. Hiram, Nov. 15, 2009
- 2. 62 vs. Lock HavenNov. 16, 2007
- 2. 62 vs. Point ParkNov. 28, 1990
- 4. 60 vs. Chicago StateJan. 12, 1991

Most Rebounds (Combined)

- 110, YSU vs. Tennessee TechJan. 26, 1987

Assists

- 1. 33 vs. Point ParkNov. 28, 1990
- 2. 32 vs. Pitt.-BradfordFeb. 24, 1992
- 2. 32 vs. BlufftonNov. 24, 1990
- 4. 30 vs. Chicago StateJan. 15, 1996
- 4. 30 vs. Slippery RockDec. 3, 2003
- 4. 30 vs. KenyonJan. 28, 1991

Blocks

- 1. 14 vs. Delaware StateFeb. 14, 1983
- 2. 12 vs. Middle Tennessee StateJan. 8, 1983

- 3. 11 vs. BellarmineDec. 4, 1982
- 3. 11 vs. ClarionNov. 26, 1988
- 5. 10 vs. IPFWFeb. 23, 2002

Steals

- 1. 30 vs. Central StateDec. 15, 1997
- 2. 22 vs. BlufftonNov. 24, 1990
- 3. 21 vs. Slippery RockDec. 3, 2003
- 4. 20 vs. AlleghenyNov. 22, 2008
- 4. 18 vs. Thomas MoreDec. 30, 1994
- 4. 18 vs. Wright StateFeb. 6, 1993
- 4. 18 vs. Saint Francis (Pa.)Nov. 29, 2003

Fouls

- 1. 33 at Western IllinoisJan. 25, 2001
- 1. 33 at MontanaDec. 17, 1999
- 3. 32 at Green BayFeb. 19, 2003
- 3. 32 vs. Morehead StateJan. 26, 1984
- 5. 31 at NiagaraNov. 22, 2003

Most Fouls (Combined)

- 64, YSU vs. Western IllinoisJan. 25, 2001

Most Disqualifications

- 4 vs. Morehead StateJan. 26, 1984
- 4 at Western IllinoisJan. 25, 2001

Scoring Margins

Largest Margin of Victory

- 1. 75 vs. New Hampshire (121-46)Dec. 14, 1974
- 2. 74 vs. Lakeland (127-53)Jan. 11, 1964
- 3. 67 vs. Ohio Dominican (104-37)Dec. 1, 1983
- 4. 62 vs. Point Park (127-65)Nov. 28, 1990
- 5. 60 vs. Walsh (111-51)Dec. 5, 1966


Overtime Scoring

Most Points In An Overtime

- 15 vs. Eastern KentuckyJan. 21, 1983
- 15 vs. Cleveland State (2nd)Feb. 15, 1975
- 15 vs. Northeastern Illinois, (2nd)Jan. 19, 1991

Fewest Points In Overtime

- 0 vs. Akron (2nd)Feb. 4, 1984



Craig Haese scored 15 points in a triple-overtime loss at Western Illinois in 2001.



INDIVIDUAL GAME RECORDS

Points

1. 72, John McElroy vs. Wayne State, 2/26/1969
2. 55, Tilman Bevely vs. Tennessee Tech, 11/26/1987
3. 52, John McElroy vs. Illinois Wesleyan, 12/28/1968
4. 50, Tony Knott vs. Fenn, 2/13/1954
5. 46, Jeff Covington vs. Mankato State, 2/11/1978
5. 46, Reggie Kemp vs. Wright State, 2/6/1993
5. 46, John McElroy vs. Hiram, 12/21/1968

Field Goals Made

1. 29, John McElroy vs. Wayne State, 2/26/1969
2. 23, John McElroy vs. Illinois Wesleyan, 12/28/1968
3. 20, John McElroy vs. St. Vincent, 1/5/1967
4. 19, Tilman Bevely vs. Tennessee Tech, 1/26/1987
4. 19, Tony Knott vs. Fenn, 2/13/1954
4. 19, Leo Mogus vs. Mexico City YMCA, 2/2/1942

Field Goal Attempts


1. 59, John McElroy vs. Wayne State, 2/26/1969
2. 36, Anthony Mitchell vs. S.F. State, 12/13/1973
3. 31, Jeff Covington vs. Missouri-Rolla, 12/27/1974
3. 31, Bill Johnson vs. Central State, 2/13/1971
3. 31, Ron Smith vs. UW-Oshkosh, 12/29/1970

Field Goal Pct. (Min. 7 Made)


1. 1.000 (9-9) TeJay Anderson vs. S. Utah, 1/13/2001
1. 1.000 (7-7) Ricky Tunstall vs. Hiram, 12/15/83
3. 90.9 (10-11) Phil Gaston at Westminster, 2/14/73

3-Point Field Goals

1. 11, Mike Alcorn vs. Pitt-Bradford, 2/24/1992
2. 8, Quin Humphrey vs. Detroit, 2/14/2007
2. 8, Quin Humphrey vs. UIC, 2/3/2007
4. 7, Craig Haese at Robert Morris, 1/2/2001
4. 7, Craig Haese vs. UMKC, 1/4/2001



John McElroy scored a school-record 72 points against Wayne State on Feb. 26, 1969.



Rafael Cruz connected on a school-record 41 consecutive free throws.

4. 7, Craig Haese vs. IUPUI, 1/27/2001
4. 7, Craig Haese at UMKC, 2/17/2001
4. 7, Elmer Brown vs. St. Francis (Pa.), 12/22/1999
4. 7, Elmer Brown vs. Southern Utah, 2/6/1999
4. 7, Dave Henderson vs. Valparaiso, 1/22/1996
4. 7, Dave Henderson vs. Valparaiso, 2/17/1996

3-Point Field Goal Attempts

1. 15, Doug Underwood vs. Wright State, 12/18/2003
2. 13, Mike Alcorn vs. Pitt-Bradford, 2/24/1992
2. 13, Dave Henderson vs. Valparaiso, 1/22/1996
2. 13, Craig Haese at UMKC, 2/17/2001
5. 12, Quin Humphrey vs. Detroit, 2/14/2007
5. 12, Mike Alcorn vs. Western Illinois, 2/21/1992
5. 12, Ray Ellington vs. Akron, 2/20/1992
5. 12, Craig Haese vs. UMKC, 1/4/2001
5. 12, Craig Haese vs. Southern Utah, 1/13/2001
5. 12, Elmer Brown at Oral Roberts, 1/22/2000

3-Point Field Goal Pct. (Min. 4 Made)

1. 1.000 (4-4) Jimmy Moore vs. Wright St., 1/5/2002
1. 1.000, (4-4) Andrew Hannan vs. Kent, 11/18/1998
1. 1.000, (4-4) Mark Vasser vs. Point Park, 11/28/1990
1. 1.000, (4-4) John Robinson vs. Akron, 1/3/1987
1. 1.000, (4-4) Eric Morgan vs. Northwestern, 12/13/1994
1. 1.000 (4-4) George Cotal vs. Slippery Rock, 11/19/2006
1. 1.000 (5-5) Tom Parks at UIC, 2/7/2009

Free Throw Attempts

1. 19, Jerome Sims vs. NE Illinois, 1/18/1992
2. 19, Jeff Covington vs. North Kentucky, 1/25/1978
2. 19, Reggie Kemp vs. NE Illinois, 1/19/1991
4. 17, Tilman Bevely vs. Tennessee Tech, 1/26/1987
5. 16, Reggie Kemp vs. UMBC, 1/29/1990
5. 16, Art McCullough vs. Austin Peay, 12/10/1981
5. 16, Jeff Covington vs. Walsh, 1/13/1975

Consecutive Free Throws Made

1. 41, Rafael Cruz, March 4, 2001-Feb. 2, 2002
2. 35, Mike Alcorn, Dec. 14, 1991-Jan. 23, 1992
3. 30, Bruce Alexander, Dec. 16, 1978-Jan. 14, 1979
4. 22, Bruce Timko, Nov. 30, 1984-Dec. 22, 1984
5. 20, Billy Johnson, Jan. 16, 1971-Feb. 8, 1971

Free Throws Made

1. 15, Jerome Sims vs. NE Illinois, 1/18/1992
2. 14, John McElroy vs. Wayne State, 2/26/1969
2. 14, Tony Knott vs. Gannon, 1/11/1955
2. 14, Harry Krall vs. St. Francis, 1/15/1951
2. 14, Reggie Kemp vs. Loyola, 1/19/1991

Free Throw Pct. (Min. 10 Made)

1. 1.000 (12-12) Bob Carlson vs. Westminster, 2/28/1976
1. 1.000 (11-11) Adam Baumann at Oakland, 1/6/2003
1. 1.000 (10-10) Craig Haese vs. Oakland, 2/22/2001
1. 1.000 (10-10) Albert Crockett vs. Montana, 12/19/1998
1. 1.000 (10-10) Stephen Flores vs. Western Illinois, 1/25/2001
1. 1.000 (10-10) Rafael Cruz at Evansville, 11/17/2001
1. 1.000 (10-10) Doug Underwood vs. Butler, 1/21/2004
1. 1.000 (10-10) Bruce Alexander vs. Philadelphia Textile, 1/31/1979

Rebounds

1. 33, Herb Lake vs. Westminster, 2/12/1958
2. 32, Jeff Covington vs. Bellarmine, 3/8/1977
2. 32, Charles Day vs. Gannon, 1/26/1961
2. 32, Herb Lake at Alliance, 2/18/1959
5. 31, Herb Lake vs. St. Vincent, 1/28/1959

Assists

1. 26, Bill Eckert vs. Wayne State, 2/26/1969
2. 20, Terry Moore vs. Georgia State, 12/28/1973
3. 17, Bill Eckert vs. Wayne State, 2/15/1969
4. 16, Joe Votino vs. Buffalo, 2/14/1979
5. 15, Terry Moore vs. SIU-Edwardsville, 12/19/1975

Blocked Shots

1. 12, Ricky Tunstall at Delaware State, 2/14/1983
2. 11, Ricky Tunstall vs. MTSU, 1/8/1983
3. 8, Ricky Tunstall vs. UM-Eastern Shore, 12/9/1982
4. 8, Jack Liles vs. Canisius, 11/28/2006
5. 7, Ricky Tunstall vs. UNC-Wilmington, 11/28/1992
5. 7, Ricky Tunstall vs. Bellarmine, 12/4/1982
5. 7, Ricky Tunstall vs. Murray State, 2/4/1983
5. 7, Ricky Tunstall at Austin Peay, 2/10/1983
5. 7, Ricky Tunstall vs. Ohio Dominican, 12/1/1983

Steals

1. 6, Marlon Williamson at UMKC, 12/21/2002
1. 6, Albert Crockett vs. Slippery Rock, 11/20/1998
1. 6, Anthony Hunt vs. Eastern Illinois, 1/20/1996
1. 6, Derrick Simmons vs. Valparaiso, 2/28/1994
1. 6, Kevin Cherry vs. Tennessee Tech, 3/9/1984
1. 6, Rob Carter vs. Westminster, 11/28/1981
1. 6, John Goodson vs. Morehead State, 12/19/1981



OUTSTANDING PERFORMANCES

40-Point Games (17)

- 72 John McElroy vs. Wayne State • 2/26/1969
- 55 Tilman Bevely vs. Tennessee Tech • 1/26/1986
- 52 John McElroy vs. Illinois Wesleyan • 12/28/1968
- 50 Tony Knott vs. Fenn • 2/13/1954
- 46 Reggie Kemp vs. Wright State • 2/6/1993
- 46 Jeff Covington vs. Mankato State • 2/11/1978
- 46 John McElroy vs. Hiram • 12/21/1968
- 45 John McElroy vs. St. Vincent • 1/5/1967
- 44 Jeff Covington at Alliance • 1/22/1975
- 44 Leo Mogus vs. Mexico City YMCA • 2/2/1942
- 43 Leo Mogus vs. Grove City • 12/16/1942
- 42 Reggie Kemp vs. St. Francis (Pa.) • 1/2/1990
- 41 Jeff Covington at Cleveland State • 3/3/1976
- 41 Tony Knott vs. John Carroll • 2/21/1955
- 41 Tony Knott vs. Baldwin-Wallace • 2/25/1956
- 40 Tony Mitchell vs. San Francisco St. • 12/13/1973
- 40 Tony Knott vs. Gannon • 1/23/1956

30-Point Games (113)

- 39 Bill Johnson vs. Kenyon • 1/7/1969
- 38 Ron Smith at Cleveland State • 12/23/1970
- 38 Tony Knott vs. Slippery Rock • 2/12/1955
- 37 Quin Humphrey vs. UIC • 2/3/2007
- 37 Domonique Crawford vs. Loyola • 2/25/2006
- 37 Dave Zeigler vs. Northern Michigan • 1/24/1980
- 37 John McElroy vs. UW-Oshkosh • 12/21/1967
- 37 David Culliver vs. Randolph-Macon • 3/5/1966
- 37 Tony Knott vs. Lawrence Tech • 1/21/1956
- 36 Quin Humphrey vs. Detroit • 2/14/2007
- 36 Tilman Bevely vs. Austin Peay • 2/21/1987
- 36 Dave Zeigler vs. Mount Union • 12/9/1978
- 36 Dave Zeigler vs. Ashland • 1/17/1979
- 36 Jeff Covington at Akron • 2/4/1978
- 36 Jeff Covington vs. Cleveland State • 2/23/1977
- 36 Tony Mitchell at Philadelphia Textile • 1/30/1974
- 36 John McElroy at Alliance • 2/19/1969
- 36 John McElroy at Walsh • 2/22/1967
- 36 John McElroy at Alderson-Broaddus • 2/6/1967
- 36 Dave Culliver vs. Gannon • 2/21/1966
- 36 Joe Nigro vs. Buffalo State • 1/26/1966
- 36 Jack Christein vs. John Carroll • 1/21/1948
- 35 Quin Humphrey vs. Wright State • 2/22/2007
- 35 Mike Alcorn vs. Pitt.-Bradford • 2/24/1992
- 35 Reggie Kemp vs. Chicago State • 2/19/1990
- 35 Dave Zeigler vs. Steubenville • 12/1/1979
- 35 Bill Johnson at St. Vincent • 2/18/1970
- 35 John McElroy vs. Kenyon • 1/4/1969
- 35 Herb Lake vs. Baldwin-Wallace • 1/16/1957
- 34 Marcus Culbreth at Troy State • 2/25/1996
- 34 Jeff Covington at Buffalo • 2/7/1978
- 34 Jeff Covington vs. Samford • 12/28/1974
- 34 Bill Johnson at Steubenville • 1/31/1970
- 34 Chuck Montgomery vs. Westminster • 12/13/1969
- 34 Joe Nigro at Michigan Lutheran • 2/12/1966
- 34 Tony Knott vs. Loyola (Chicago) • 1/30/1956
- 34 Herb Lake vs. Baldwin-Wallace • 1/25/1956
- 34 Tony Knott at Alliance • 1/15/1955
- 34 Tony Knott at Wayne State • 2/24/1954
- 34 Leo Mogus vs. Hiram • 12/10/1941
- 33 Quin Humphrey at UIC • 12/31/2005
- 33 Tim Jackson vs. St. Francis (Pa.) • 2/5/1990
- 33 Bruce Alexander vs. St. Vincent • 12/6/1980
- 33 Dave Zeigler vs. UM-Eastern Shore • 12/12/1979
- 33 Jeff Covington at Northern Iowa • 1/16/1978
- 33 Jeff Covington at Gannon • 2/19/1977
- 33 Dave Culliver vs. Philadelphia Textile • 1/30/1965
- 33 Howard McElroy vs. Gannon • 1/26/1961
- 33 Mickey Yugovich vs. Akron • 2/17/1960

- 33 Jim Cramer at Gannon • 2/2/1959
- 33 Herb Lake vs. Westmont (Calif.) • 3/12/1957
- 33 Mike Magula vs. Marietta • 1/19/1952
- 33 Charles Bush vs. Rio Grande • 1/29/1948
- 32 Quin Humphrey at Loyola • 1/2/2006
- 32 Ryan Patton vs. Western Illinois • 1/25/2001
- 32 Craig Haese vs. Tennessee State • 12/29/1999
- 32 Tim Jackson vs. Morehead State • 2/29/1988
- 32 Tilman Bevely vs. Detroit • 2/4/1987
- 32 Garry Robbins vs. Eastern Kentucky • 1/13/1986
- 32 Dave Zeigler at Ashland • 2/26/1980
- 32 Dave Zeigler vs. St. Vincent • 12/8/1979
- 32 Dave Zeigler vs. Western Illinois • 1/13/1979
- 32 Dave Zeigler vs. Bellarmine • 1/3/1979
- 32 Dave Zeigler vs. Delaware State • 12/29/1978
- 32 Jeff Covington at Bellarmine • 2/14/1978
- 32 Jeff Covington vs. Ashland • 1/18/1978
- 32 John McElroy at St. Vincent • 2/22/1969
- 32 Frank Fitz vs. Alliance • 2/6/1969
- 32 Joe Nigro at Baldwin-Wallace • 12/8/1965
- 32 Tom Getch vs. Muskingum • 1/4/1961
- 32 Howard McElroy vs. M. Harvey • 12/19/1960
- 32 Leo Mogus vs. St. Vincent • 1/27/1943
- 32 Leo Mogus vs. Dayton • 12/21/1940
- 31 Keston Roberts vs. Detroit • 2/27/2007
- 31 Quin Humphrey vs. UW-Green Bay • 1/5/2006
- 31 Tim Jackson vs. Eastern Kentucky • 2/27/1988
- 31 Tilman Bevely vs. Eastern Kentucky • 2/14/1987
- 31 Tilman Bevely vs. Wright State • 1/28/1987
- 31 Art McCullough vs. Ashland • 2/23/1981
- 31 Dave Zeigler at Cleveland State • 2/28/1980
- 31 Dave Zeigler vs. Ashland • 1/17/1980
- 31 Dave Zeigler vs. Phil. Textile • 1/14/1980
- 31 Gerald Parks at Maine • 12/14/1977
- 31 Gerald Parks vs. Clarion State • 1/4/1977
- 31 Jeff Covington at Walsh • 1/13/1975
- 31 Will Teague vs. Hiram • 12/22/1969
- 31 John McElroy vs. St. Vincent • 2/15/1968
- 31 Tony Pero at Marietta • 1/27/1962
- 31 Jim Gordon at St. Francis (Pa.) • 2/21/1959
- 31 Herb Lake vs. St. Vincent • 1/28/1959
- 31 Jim Cramer vs. Baldwin-Wallace • 1/14/1959
- 31 Leo Mogus vs. Hiram • 12/11/1940
- 30 DeAndre Mays vs. Loyola • 2/6/2010
- 30 Keston Roberts vs. Loyola • 12/30/2006
- 30 Elmer Brown at Cincinnati • 11/19/1999
- 30 Tilman Bevely vs. Middle Tennessee • 2/9/1987
- 30 Dave Zeigler vs. Ohio • 12/16/1978
- 30 Jeff Covington vs. Saginaw Valley • 12/26/1977
- 30 Jeff Covington vs. Akron • 1/14/1978
- 30 Gary Anderson at Alliance • 12/15/1976
- 30 Bill Johnson vs. Ohio Wesleyan • 12/13/1971
- 30 Bill Johnson at St. Vincent • 2/27/1971
- 30 Bill Johnson vs. West New England • 2/6/1971
- 30 Bill Johnson vs. Geneva • 1/28/1970
- 30 Joe Nigro vs. Cleveland State • 2/15/1967
- 30 Joe Nigro vs. St. Vincent • 1/5/1967
- 30 Mickey Yugovich at Tennessee St. • 1/30/1960
- 30 Mickey Yugovich vs. St. Vincent • 12/16/1959
- 30 Mickey Yugovich vs. John Carroll • 12/15/1956
- 30 Herb Lake at Geneva • 1/26/1957
- 30 Mike Magula vs. Fenn • 1/5/1952
- 30 Mike Magula vs. John Carroll • 12/14/1951
- 30 Leo Mogus vs. Carnegie Tech • 12/13/1940

20-REBOUND GAMES

Division I (5)

- 22 Jerome Sims vs. Radford • 2/8/1992
- 21 Adam Baumann vs. Oakland • 12/20/2003
- 21 Jerome Sims at NE Illinois • 11/18/1992
- 21 Jerome Sims vs. UW-Milwaukee • 2/1/1992
- 20 Tim Jackson vs. UW-Milwaukee • 1/14/1991

Since 1958-59 (49)

- 33 Herb Lake vs. Westminster • 2/12/1958
- 32 Jeff Covington vs. Bellarmine • 3/8/1977
- 32 Charles Day vs. Gannon • 1/26/1961
- 32 Herb Lake at Alliance • 2/18/1959
- 31 Herb Lake vs. St. Vincent • 1/28/1959
- 30 Herb Lake vs. Geneva • 1956-57
- 28 Herb Lake vs. Anderson • 2/23/1959
- 27 Herb Lake at Geneva • 1/26/1959
- 26 Will Teague vs. Toronto • 12/7/1968
- 26 Will Teague at Alliance • 2/19/1969
- 26 Frank Fitz vs. Alliance • 2/6/1968
- 26 Mickey Yugovich vs. Alma • 12/5/1959
- 26 Robert Mayberry • 1953-54
- 25 Frank Fitz vs. Hiram • 12/19/1967
- 25 Richard Denamen at Geneva • 1/29/1969
- 25 Joe LaVolpa vs. Alliance • 2/17/1966
- 24 Jeff Covington at Alliance • 1/22/1975
- 24 Ron Allen vs. Gannon • 12/11/1963
- 24 Ron Allen vs. Geneva • 12/16/1963
- 24 Ron Allen vs. Geneva • 2/12/1962
- 24 Charles Day vs. South Carolina St. • 3/11/1961
- 24 Herb Lake vs. Findlay • 3/2/1959
- 23 Jeff Skeeles at Steubenville • 1/31/1970
- 23 Jeff Covington vs. Baltimore • 12/29/1977
- 23 Ron Allen vs. Malone • 12/3/1962
- 23 Herb Lake at Alliance • 12/8/1958
- 23 Herb Lake vs. Baldwin-Wallace • 3/3/1959
- 22 Jeff Skeeles vs. UW-Oshkosh • 12/29/1970
- 22 Frank Fitz vs. Alderson Broaddus • 1/4/1968
- 22 Ron Allen vs. Alderson Broaddus • 12/12/1962
- 22 Ron Allen vs. Hillsdale • 1/31/1962
- 22 Micky Yugovich at Alliance • 12/14/1959
- 22 Herb Lake at Gannon • 2/2/1959
- 21 Jeff Covington vs. Ashland • 1/19/1977
- 21 Gary Anderson vs. Walsh • 12/1/1973
- 21 Frank Fitz at Hillsdale • 3/2/1968
- 21 Charles Rowan vs. Alliance • 12/1/1966
- 21 Ron Allen at Buffalo • 1/25/1964
- 21 Ron Allen vs. Baldwin-Wallace • 2/7/1963
- 21 Ron Allen at Hillsdale • 2/21/1962
- 21 Jim Himmelwright vs. Ashland • 12/1/1960
- 21 Herb Lake vs. Central State • 1/12/1959
- 21 Herb Lake at Baldwin-Wallace • 2/28/1959
- 20 Jeff Covington vs. N. Kentucky • 1/9/1976
- 20 Gary Anderson at Alliance • 12/15/1976
- 20 Will Teague vs. Illinois Wesleyan • 1/3/1970
- 20 Ron Allen vs. Malone • 11/30/1963
- 20 Ron Allen at St. Vincent • 2/16/1963
- 20 Mickey Yugovich vs. Anderson • 2/23/1959



INDIVIDUAL RECORDS

Season Points

1. John McElroy (1968-69).....	729
2. Tony Knott (1955-56).....	705
3. Dave Zeigler (1979-80).....	665
4. Tilman Bevely (1986-87).....	662
5. Jeff Covington (1977-78).....	660
6. Jeff Covington (1976-77).....	633
7. Dave Zeigler (1978-79).....	623
8. Reggie Kemp (1990-91).....	589
9. Quin Humphrey (2006-07).....	584
10. Bill Johnson (1969-70).....	582

Career Points

1. Jeff Covington (1974-78).....	2,424
2. Tony Knott (1952-56).....	2,218
3. John McElroy (1965-69).....	1,942
4. Mickey Yugovich (1956-60).....	1,917
5. Reggie Kemp (1988-93).....	1,820
6. Herb Lake (1955-59).....	1,783
7. Billy Johnson (1968-72).....	1,726
8. Quin Humphrey (2003-07).....	1,707
9. Joe Nigro (1964-68).....	1,564
10. Tim Jackson (1987-91).....	1,531

Season Points Per Game

1. John McElroy (1968-69).....	28.0
2. Dave Zeigler (1979-80).....	27.7
3. Tony Knott (1955-56).....	27.1
4. Jeff Covington (1977-78).....	26.4
5. Dave Zeigler (1978-79).....	24.9
6. Tilman Bevely (1986-87).....	23.6
7. Jeff Covington (1976-77).....	23.4
8. Bill Johnson (1969-70).....	23.3
9. John McElroy (1966-67).....	21.5
10. Mickey Yugovich (1959-60).....	21.2

Career Points Per Game


1. Dave Zeigler (1978-80).....	26.3
2. Jeff Covington (1974-78).....	22.9
3. Tony Knott (1952-56).....	21.5
4. John McElroy (1965-69).....	19.8
5. Dave Culliver (1962-66).....	18.1
6. Mickey Yugovich (1956-60).....	17.5
7. Reggie Kemp (1988-93).....	16.9
8. Billy Johnson (1968-72).....	16.9
9. Herb Lake (1955-59).....	16.7
10. Joe Nigro (1964-68).....	16.0

Season Field Goal Attempts

1. John McElroy (1968-69).....	732
2. Tony Knott (1955-56).....	571
3. Bill Johnson (1969-70).....	549
4. Mickey Yugovich (1959-60).....	549
5. Tilman Bevely (1986-87).....	546
6. Billy Johnson (1971-72).....	517
7. Anthony Mitchell (1973-74).....	512
8. John McElroy (1967-68).....	508
9. Dave Zeigler (1978-79).....	507
10. Dave Zeigler (1979-80).....	506

Career Field Goal Attempts

1. John McElroy (1965-69).....	1,959
2. Mickey Yugovich (1956-60).....	1,786
3. Billy Johnson (1968-72).....	1,696
4. Herb Lake (1955-59).....	1,668
5. Jeff Covington (1974-78).....	1,665
6. Joe Nigro (1964-68).....	1,480



Dave Zeigler averaged a school-best 26.3 points per game in his two-year career.

7. Reggie Kemp (1988-93).....	1,450
8. Dave Culliver (1962-66).....	1,368
9. Bruce Alexander (1978-82).....	1,279
10. Tilman Bevely (1984-88).....	1,273

Season Field Goal Percentage

1. TeJay Anderson (2000-01).....	60.8 (87-143)
2. Jeff Covington (1976-77).....	60.1 (247-411)
3. Art McCullough (1982-83).....	59.3 (70-118)
4. John Keshock (1984-85).....	57.8 (186-322)
5. Bob Fick (1990-91).....	57.6 (144-250)
6. TeJay Anderson (2001-02).....	57.5 (69-120)
7. Phil Gaston (1974-75).....	57.3 (181-316)
8. Tim Jackson (1990-91).....	56.4 (167-296)
9. Dave Zeigler (1979-80).....	56.1 (283-506)
10. Jack Liles (2006-07).....	55.6 (90-162)

Career Field Goal Percentage

1. Jeff Covington (1974-78).....	55.4 (956-1,725)
2. Dave Zeigler (1978-80).....	53.9 (546-1,013)
3. Tim Jackson (1987-91).....	52.6 (600-1,140)
4. Jack Liles (2005-09).....	51.8 (344-664)
5. Art McCullough (1980-83).....	50.9 (340-668)
6. TeJay Anderson (2000-2004).....	50.6 (339-670)
7. John Keshock (1981-85).....	50.5 (289-572)
8. Troy Williams (1981-85).....	49.6 (515-1,039)
9. Ray Robinson (1981-85).....	49.0 (432-880)
10. Adam Baumann (2002-04).....	48.7 (230-472)

Season Field Goals Made

1. John McElroy (1968-69).....	310
2. Dave Zeigler (1979-80).....	284
3. Dave Zeigler (1978-79).....	262
4. Tilman Bevely (1986-87).....	257

5. Jeff Covington (1976-77).....	249
6. Jeff Covington (1976-77).....	247
7. Tony Knott (1955-56).....	243
8. Bill Johnson (1969-70).....	238
9. Reggie Kemp (1990-91).....	234
9. Mickey Yugovich (1959-60).....	234

Career Field Goals Made

1. Jeff Covington (1974-78).....	956
2. John McElroy (1965-69).....	846
3. Mickey Yugovich (1956-60).....	791
4. Tony Knott (1952-56).....	776
5. Herb Lake (1955-59).....	721
6. Billy Johnson (1968-72).....	706
7. Bruce Alexander (1978-83).....	605
8. Tilman Bevely (1984-88).....	574
9. Dave Culliver (1962-66).....	571
10. Troy Williams (1981-85).....	515

Season 3-Pt. Field Goals Made

1. Craig Haese (2000-01).....	92
2. Quin Humphrey (2006-07).....	62
3. Tilman Bevely (1986-87).....	61
3. Hank Raber (1994-95).....	61
5. Mike Alcorn (1991-92).....	59
5. David Henderson (1995-96).....	59
7. Elmer Brown (1998-99).....	58
8. Ryan Patton (2001-02).....	57
9. Doug Underwood (2003-04).....	54
10. Doug Underwood (2002-03).....	52

Career 3-Point Field Goals Made

1. Craig Haese (1997-2001).....	198
2. Mike Alcorn (1990-94).....	166
3. Quin Humphrey (2003-2007).....	165
4. Hank Raber (1992-97).....	143
5. Doug Underwood (2001-04).....	135
6. Vytas Sulskis (2007-Present).....	126
6. Ryan Patton (1998-2002).....	126
8. Anthony Hunt (1995-98).....	116
9. Dave Henderson (1994-97).....	113
10. Elmer Brown (1998-00).....	106

Season 3-Pt. Field Goals Attempts


1. Craig Haese (2000-01).....	218
2. David Henderson (1995-96).....	174
3. Quin Humphrey (2006-07).....	172
4. Hank Raber (1994-95).....	167
5. Ryan Patton (2001-02).....	155
6. Keston Roberts (2005-06).....	148
7. Mike Alcorn (1991-92).....	144
8. Doug Underwood (2003-04).....	142
8. Tilman Bevely (1986-87).....	142
10. Craig Haese (1999-00).....	139
10. Keston Roberts (2006-07).....	139

Career 3-Pt. Field Goals Attempts

1. Craig Haese (1997-2001).....	527
2. Quin Humphrey (2003-2007).....	451
3. Hank Raber (1992-97).....	432
4. Mike Alcorn (1990-94).....	421
5. Ryan Patton (1998-02).....	383
6. Doug Underwood (2001-04).....	371
7. Vytas Sulskis (2008-Present).....	350
8. Dave Henderson (1994-97).....	332
9. Keston Roberts (2005-07).....	287
10. Anthony Hunt (1995-98).....	278



INDIVIDUAL RECORDS



Ricky Tunstall blocked 138 shots in 1982-82 and had 83 blocks in 1983-84.

Season 3-Pt. Field Goal Pct.

1. Andre Smith (1993-94).....	45.9 (40-90)
2. John Robinson (1986-87).....	44.7 (42-94)
3. Andrew Hannan (1998-99).....	44.3 (27-61)
4. Anthony Hunt (1997-98).....	43.9 (50-114)
5. Marc Vassar (1990-91).....	43.1 (22-51)
6. Tilman Bevely (1986-87).....	43.0 (61-142)
7. Craig Haese (2000-01).....	42.2 (92-218)
8. Anthony Hunt (1996-97).....	42.1 (49-95)
9. Doug Underwood (2002-03).....	41.9 (52-124)
10. Tilman Bevely (1987-88).....	41.1 (23-56)

Career 3-Pt. Field Goal Pct.

1. John Robinson (1984-88).....	43.4 (43-99)
2. Tilman Bevely (1984-88).....	42.4 (84-198)
3. Anthony Hunt (1995-98).....	41.7 (116-278)
4. Andre Smith (1993-95).....	40.8 (82-201)
5. Marc Vassar (1988-93).....	39.7 (71-179)
6. Ray Ellington (1991-92).....	38.8 (42-108)
6. Quin Humphrey (2003-07).....	38.8 (165-451)
8. Mike Alcorn (1990-94).....	38.6 (142-368)
9. Elmer Brown (1998-00).....	38.3 (106-227)
9. Todd Lark (1988-90).....	38.3 (57-149)

Season Free Throws Made

1. Jeff Covington (1977-78).....	162
2. Jerome Sims (1991-92).....	145
3. Reggie Kemp (1989-90).....	142
4. Quin Humphrey (2006-07).....	141
5. Jeff Covington (1976-77).....	139
6. Reggie Kemp (1990-91).....	121
7. Phil Gaston (1974-75).....	119
8. Adam Baumann (2003-04).....	117
9. Joe Nigro (1966-67).....	114

10. DeAndre Mays (2009-10).....	112
---------------------------------	-----

Career Free Throws Made

1. Jeff Covington (1974-78).....	502
2. Reggie Kemp (1988-93).....	424
3. Quin Humphrey (2003-07).....	370
4. Herb Lake (1955-59).....	341
5. Mickey Yugovich (1956-60).....	335
6. Tim Jackson (1987-91).....	331
7. Joe Nigro (1964-68).....	320
8. Billy Johnson (1968-72).....	314
9. Phil Gaston (1971-75).....	293
10. Dave Culliver (1962-66).....	291

Season Free Throws Attempted

1. Jerome Sims (1991-92).....	232
2. Jeff Covington (1977-78).....	215
3. Reggie Kemp (1989-90).....	204
4. Jeff Covington (1976-77).....	196
5. Reggie Kemp (1990-91).....	183
6. Quin Humphrey (2006-07).....	182
7. Desmond Harrison (2000-01).....	168
8. Herb Lake (1956-57).....	161
9. Adam Baumann (2003-04).....	156
10. DeAndre Mays (2009-10).....	153

Career Free Throws Attempted

1. Jeff Covington (1974-78).....	697
2. Reggie Kemp (1988-93).....	633
3. Herb Lake (1955-59).....	554
4. Mickey Yugovich (1956-60).....	502
5. Quin Humphrey (2003-07).....	492
6. Tim Jackson (1987-91).....	449
7. Joe Nigro (1964-68).....	409
8. Billy Johnson (1968-72).....	408
9. Dave Culliver (1962-66).....	403
10. Desmond Harrison (1997-2001).....	394

Season Free Throw Percentage

1. Craig Haese (2000-01).....	93.9 (62-66)
2. Bruce Alexander (1980-81).....	91.1 (92-101)
3. Bruce Timko (1984-85).....	90.7 (78-86)
4. Bruce Alexander (1978-79).....	86.6 (58-67)
5. Rafael Cruz (2001-02).....	86.4 (51-59)
6. Mike Alcorn (1991-92).....	85.9 (79-92)
7. Craig Haese (1999-2000).....	85.1 (57-67)
8. Verdell Rawls (1992-93).....	84.9 (62-73)
9. Dave Zeigler (1979-80).....	84.2 (101-120)
10. Rafael Cruz (2000-01).....	83.8 (98-117)

Career Free Throw Percentage

1. Craig Haese (1997-2001).....	85.8 (181-211)
2. Bruce Alexander (1978-83).....	85.2 (248-291)
3. Rafael Cruz (2000-02).....	84.7 (149-176)
4. Dave Zeigler (1978-80).....	82.0 (200-244)
5. Keston Roberts (2005-07).....	81.8 (130-159)
6. Mike Alcorn (1990-94).....	81.6 (147-180)
7. Doug Underwood (2001-04).....	79.7 (177-222)
8. Anthony Hunt (1995-98).....	78.6 (253-322)
9. Joe Nigro (1964-68).....	78.2 (320-409)
10. Adam Baumann (2002-04).....	77.0 (218-283)
10. Billy Johnson (1968-72).....	77.0 (314-408)

Season Rebounds

1. Herb Lake (1956-57).....	555
-----------------------------	-----

2. Herb Lake (1958-59).....	489
3. Herb Lake (1957-58).....	448
4. Jeff Covington (1976-77).....	366
5. Jeff Covington (1977-78).....	362
6. Herb Lake (1955-56).....	356
7. Ron Allen (1961-62).....	350
8. Charles Day (1960-71).....	349
9. Jerome Sims (1991-92).....	327
10. Frank Fitz (1967-68).....	323

Career Rebounds

1. Herb Lake (1955-59).....	1,848
2. Jeff Covington (1974-78).....	1,381
3. Mickey Yugovich (1956-60).....	1,280
4. Tim Jackson (1987-91).....	810
5. Frank Fitz (1965-68).....	743
6. Dave Culliver (1962-66).....	729
7. Ron Smith (1968-72).....	713
8. Willie Teague (1966-70).....	700
9. Reggie Kemp (1988-93).....	681
10. Quin Humphrey (2003-07).....	674

Season Rebound Avg. (Pre-1961)

1. Herb Lake (1956-57).....	20.5
2. Herb Lake (1958-59).....	17.4
3. Herb Lake (1957-58).....	16.6
4. Herb Lake (1955-56).....	14.2
5. Ron Allen (1961-62).....	14.0
6. Mickey Yugovich (1959-60).....	13.3
7. Charles Day (1960-61).....	12.5
8. Bob Mayberry (1955-56).....	12.0
9. Mickey Yugovich (1958-59).....	11.6
10. Mickey Yugovich (1956-57).....	11.1

Season Rebounds Avg.

1. Jerome Sims (1991-92).....	11.7
2. Tim Jackson (1989-90).....	10.3
3. Jerome Sims (1992-93).....	9.2
4. Tim Jackson (1990-91).....	9.1
4. Shane Johnson (1988-89).....	9.1
6. Quin Humphrey (2005-06).....	8.3
7. Marcus Culbreth (1995-96).....	8.2
8. Reggie Kemp (1989-90).....	8.1
9. Ricky Tunstall (1983-84).....	8.0
10. Derrick Simmons (1994-95).....	7.9

Career Rebounds Per Game

1. Herb Lake (1955-59).....	17.3
2. Jeff Covington (1974-78).....	13.0
3. Mickey Yugovich (1956-60).....	11.6
4. Jerome Sims (1990-92).....	10.6
5. Frank Fitz (1965-68).....	10.4
6. Willie Teague (1966-70).....	9.3
7. Joe LaVolpa (1964-67).....	9.1
8. Dave Culliver (1962-66).....	9.0
9. Ron Smith (1968-72).....	8.3
10. Tim Jackson (1987-91).....	8.0

Season Assists

1. Billy Johnson (1971-72).....	239
2. Terry Moore (1974-75).....	230
3. Terry Moore (1973-74).....	200
4. Terry Moore (1975-76).....	189
5. Terry Moore (1976-77).....	176
6. Bruce Timko (1985-86).....	169
7. Ryan Patton (2000-01).....	163



INDIVIDUAL RECORDS



Quin Humphrey set the school record for minutes played with 3,689.

8. Bruce Timko (1983-84)	156
9. Billy Johnson (1970-71).....	153
10. Derrick Harris (2005-06)	147

Career Assists

1. Terry Moore (1973-76).....	619
2. Bruce Timko (1982-86).....	551
3. Ryan Patton (1998-2002).....	456
4. Billy Johnson (1968-72).....	392
5. Anthony Hunt (1995-98).....	325
6. Marc Vassar (1988-93).....	304
7. Albert Crockett (1998-00).....	283
8. Robert Carter (1978-82).....	271
9. Kevin Cherry (1981-85).....	265
10. Bruce Alexander (1978-83).....	251

Season Assists Per Game

1. Billy Johnson (1971-72).....	8.2
1. Terry Moore (1974-75).....	8.2
3. Terry Moore (1973-74).....	7.7
4. Terry Moore (1975-76).....	7.6
5. Billy Johnson (1970-71).....	6.4
6. Terry Moore (1976-77).....	6.1
7. Bruce Timko (1985-86).....	6.0
8. Joe Votino (1977-78).....	5.8
9. Ryan Patton (2000-01).....	5.7
10. Shawn Burns (1979-80).....	5.5

Season Steals

1. Marlon Williamson (2002-03).....	64
2. Reggie Kemp (1989-90).....	55
3. Bruce Alexander (1980-81).....	53
4. Bruce Alexander (1979-80).....	52
5. Reggie Kemp (1990-91).....	50
6. Kevin Cherry (1983-84).....	46
6. Bruce Timko (1985-86).....	46
8. John Robinson (1986-87).....	44
9. Anthony Hunt (1997-98).....	44
10. TeJay Anderson (2003-04).....	43

Career Steals

1. Bruce Alexander (1978-83).....	182
-----------------------------------	-----

2. Reggie Kemp (1988-93).....	175
3. Quin Humphrey (2003-07).....	137
4. Kevin Cherry (1981-85).....	133
5. Bruce Timko (1982-86).....	131
6. Marlon Williamson (1999-2003).....	122
7. Anthony Hunt (1995-98).....	113
8. Marc Vassar (1988-93).....	106
9. Matt McMurray (1993-97).....	103
9. TeJay Anderson (2000-04).....	103

Season Blocked Shots

1. Ricky Tunstall (1982-83).....	138
2. Ricky Tunstall (1983-84).....	83
3. David Brown (1999-00).....	44
4. David Brown (1997-98).....	39
5. Jack Liles (2008-09).....	36
6. Jack Liles (2006-07).....	36
7. Shane Johnson (1988-89).....	33
8. TeJay Anderson (2003-04).....	30
9. David Brown (2000-01).....	29
10. TeJay Anderson (2002-03).....	27

Career Blocked Shots

1. Ricky Tunstall (1982-84).....	221
2. David Brown (1997-2001).....	134
3. Jack Liles (2005-09).....	118
4. TeJay Anderson (2000-04).....	81
5. John Barber (2003-08).....	71
6. Brian Radakovich (2001-05).....	70
7. Troy Williams (1981-85).....	66
8. Tim Jackson (1987-91).....	52
9. Quin Humphrey (2003-07).....	46
10. Robbie Robinson (1998-00).....	41

Season Minutes Played

1. Quin Humphrey (2006-07).....	1,105
2. Byron Davis (2007-08).....	1,063
3. Tilman Bevely (1986-87).....	1,052
4. Keston Roberts (2006-07).....	1,047
5. Ryan Patton (2000-01).....	1,038
6. Quin Humphrey (2005-06).....	1,034
7. Derrick Harris (2005-06).....	1,022
8. Quin Humphrey (2004-05).....	997
9. Bruce Timko (1983-84).....	994
10. Anthony Hunt (1997-98).....	986

Career Minutes Played

1. Quin Humphrey (2003-07).....	3,689
2. Tim Jackson (1987-91).....	3,484
3. Bruce Timko (1982-86).....	3,403
4. Reggie Kemp (1988-93).....	3,116
5. John Barber (2003-2008).....	3,025
6. Desmond Harrison (1997-2001).....	2,949
7. Tilman Bevely (1984-88).....	2,917
8. Craig Haese (1997-2001).....	2,787
9. Anthony Hunt (1995-98).....	2,620
10. Jack Liles (2005-09).....	2,540

Season Personal Fouls

1. Robert Johnson (1985-86).....	109
2. Robert Johnson (1986-87).....	107
3. Ricky Tunstall (1983-84).....	105
3. Will Teague (1969-70).....	105
5. Ricky Tunstall (1982-83).....	101
6. Vytas Sulskis (2007-08).....	99
6. Desmond Harrison (2000-01).....	99
6. Troy Williams (1984-85).....	99

9. Ray Robinson (1984-85).....	98
10. Tim Jackson (1989-90).....	97
10. Tim Jackson (1988-89).....	97
10. Adam Baumann (2003-04).....	97

Career Personal Fouls

1. Tim Jackson (1987-91).....	375
2. Jack Liles (2005-09).....	346
3. Troy Williams (1981-85).....	332
4. Ray Robinson (1981-85).....	312
5. David Brown (1997-2001).....	309
6. Brian Radakovich (2001-05).....	302
7. Craig Haese (1997-2001).....	274
8. Vytas Sulskis (2008-Present).....	270
9. Desmond Harrison (1997-2001).....	266
10. Andrew Hannan (1997-2001).....	249

Season Games Started

1. Quin Humphrey (2006-07).....	31
1. Keston Roberts (2006-07).....	31
3. Desmond Harrison (2000-01).....	30
3. Byron Davis (2007-08).....	30
3. John Barber (2007-08).....	30
3. Jack Liles (2008-09).....	30
3. DeAndre Mays (2009-10).....	30
3. Kelvin Bright (2009-10).....	30
9. 16 Players.....	29

Career Games Started

1. Tim Jackson (1987-91).....	112
2. Quin Humphrey (2003-07).....	104
3. Reggie Kemp (1988-93).....	98
4. Troy Williams (1981-85).....	93
5. Jack Liles (2005-09).....	92
6. Bruce Timko (1982-86).....	89
7. Kevin Cherry (1981-1985).....	83
8. Anthony Hunt (1995-98).....	81
9. TeJay Anderson (2000-04).....	75
10. Desmond Harrison (1997-2001).....	73

*since 1980-81

Season Games Played

1. Quin Humphrey (2006-07).....	31
1. George Cotal (2006-07).....	31
1. Keston Roberts (2006-07).....	31
1. John Barber (2006-07).....	31
1. Dwight Holmes (2006-07).....	31
1. Mikko Niemi (2006-07).....	31
7. 26 Players.....	30

Career Games Played

1. John Barber (2003-08).....	120
2. Jack Liles (2005-09).....	118
3. Bruce Timko (1982-86).....	114
3. Dave Brown (1997-2001).....	114
3. Quin Humphrey (2003-07).....	114
6. Desmond Harrison (1997-2001).....	113
7. Tim Jackson (1987-91).....	112
7. Craig Haese (1997-2001).....	112
9. Andrew Hannan (1997-2001).....	111
10. Tilman Bevely (1984-88).....	110
10. Mickey Yugovich (1956-60).....	110



ANNUAL STAT LEADERS

Points

1946-47	Charles Bush, 297
1947-48	Charles Bush, 267
1948-49	Steve Gergely, 308
1949-50	Steve Gergely, 288
1950-51	Mike Magula, 381
1951-52	Mike Magula, 505
1952-53	Tony Knott, 305
1953-54	Tony Knott, 551
1954-55	Tony Knott, 657
1955-56	Tony Knott, 705
1956-57	Herb Lake, 549
1957-58	Herb Lake, 402
1958-59	Mickey Yugovich, 495
1959-60	Mickey Yugovich, 529
1960-61	Howard McElroy, 436
1961-62	Ron Allen, 347
1962-63	Ron Allen, 412
1963-64	Fred Jones, 443
1964-65	David Culliver, 470
1965-66	David Culliver, 508
1966-67	John McElroy, 537
1967-68	John McElroy, 482
1968-69	John McElroy, 729
1969-70	Bill Johnson, 582
1970-71	Bill Johnson, 474
1971-72	Bill Johnson, 522
1972-73	Billy Wells, 270
1973-74	Anthony Mitchell, 453
1974-75	Jeff Covington, 543
1975-76	Jeff Covington, 542
1976-77	Jeff Covington, 633
1977-78	Jeff Covington, 660
1978-79	Dave Zeigler, 623
1979-80	Dave Zeigler, 665
1980-81	Bruce Alexander, 450
1981-82	Art McCullough, 450
1982-83	Ricky Tunstall, 299
1983-84	Ray Robinson, 359
1984-85	John Keshock, 455
1985-86	Garry Robinson, 413
1986-87	Tilman Bevely, 662
1987-88	Tilman Bevely, 414
1988-89	Shane Johnson, 381
1989-90	Reggie Kemp, 564

1990-91	Reggie Kemp, 589
1991-92	Mike Alcorn, 392
1992-93	Reggie Kemp, 413
1993-94	Andre Smith, 371
1994-95	Andre Smith, 441
1995-96	Marcus Culbreth, 348
1996-97	Anthony Hunt, 332
1997-98	Anthony Hunt, 418
1998-99	DeVon Lewis, 274
1999-00	Desmond Harrison, 337
2000-01	Craig Haese, 410
2001-02	Ryan Patton, 409
2002-03	Doug Underwood, 426
2003-04	Doug Underwood, 342
2004-05	Quin Humphrey, 402
2005-06	Quin Humphrey, 538
2006-07	Quin Humphrey, 584
2007-08	Byron Davis, 465
2008-09	Kelvin Bright, 343
2009-10	DeAndre Mays, 427

Rebounds

1955-56	Herb Lake, 356
1956-57	Herb Lake, 555
1957-58	Herb Lake, 402
1958-59	Mickey Yugovich, 495
1959-60	Mickey Yugovich, 529
1960-61	Charles Day, 349
1961-62	Ron Allen, 350
1962-63	Ron Allen, 380
1963-64	David Culliver, 241
1964-65	David Culliver, 270
1965-66	Joe LaVolpa, 247
1966-67	Charles Rowan, 269
1967-68	Frank Fitz, 323
1968-69	Will Teague, 294
1969-70	Will Teague, 281
1970-71	Ron Smith, 238
1971-72	Billy Wells, 250
1972-73	Billy Wells, 242
1973-74	Gary Anderson, 233
1974-75	Jeff Covington, 311
1975-76	Jeff Covington, 342
1976-77	Jeff Covington, 366
1977-78	Jeff Covington, 362
1978-79	Mitchell Atwood, 177
1979-80	Mitchell Atwood, 196
1980-81	Chris Tucker, 173
1981-82	Troy Williams, 132
1982-83	Ricky Tunstall, 181
1983-84	Ricky Tunstall, 231
1984-85	John Keshock, 209
1985-86	Robert Johnson, 165
1986-87	Tilman Bevely, 194
1987-88	Tim Jackson, 165
1988-89	Shane Johnson, 254
1989-90	Tim Jackson, 289
1990-91	Tim Jackson, 256
1991-92	Jerome Sims, 327
1992-93	Jerome Sims, 194
1993-94	Derick Simmons, 153
1994-95	Derick Simmons, 220
1995-96	Marcus Culbreth, 213
1996-97	Marcus Culbreth, 163
1997-98	David Brown, 214
1998-99	David Brown, 194
1999-00	Desmond Harrison, 173
2000-01	Desmond Harrison, 204
2001-02	Jimmy Moore, 127
2002-03	Adam Baumann, 224
2003-04	Adam Baumann, 195
2004-05	Quin Humphrey, 150
2005-06	Quin Humphrey, 233
2006-07	Quin Humphrey, 221
2007-08	John Barber, 210
2008-09	Sirlester Martin, 220
2009-10	Sirlester Martin, 153

Field Goals Made

1946-47	Charles Bush, 117
1947-48	Charles Bush, 100
1948-49	Steve Gergely, 116
1949-50	Steve Gergely, 106
1950-51	Mike Magula, 145
1951-52	Mike Magula, 186
1952-53	Tony Knott, 110
1953-54	Tony Knott, 198
1954-55	Tony Knott, 229
1955-56	Tony Knott, 243
1956-57	Herb Lake, 225
1957-58	Herb Lake, 151
1958-59	Mickey Yugovich, 210
1959-60	Mickey Yugovich, 234
1960-61	Howard McElroy, 170
1961-62	Ron Allen, 150
1962-63	Ron Allen, 168
1963-64	Fred Jones, 189
1964-65	David Culliver, 188
1965-66	David Culliver, 207
1966-67	John McElroy, 233
1967-68	John McElroy, 214
1968-69	John McElroy, 310
1969-70	Billy Johnson, 238
1970-71	Billy Johnson, 200
1971-72	Billy Johnson, 212
1972-73	Billy Wells, 107
1973-74	Anthony Mitchell, 201
1974-75	Jeff Covington, 220
1975-76	Jeff Covington, 222
1976-77	Jeff Covington, 247
1977-78	Jeff Covington, 249
1978-79	Dave Zeigler, 262
1979-80	Dave Zeigler, 284
1980-81	Bruce Alexander, 179
1981-82	Art McCullough, 170
1982-83	Ricky Tunstall, 128
1983-84	Ray Robinson, 151
1984-85	John Keshock, 186
1985-86	Garry Robinson, 166
1986-87	Tilman Bevely, 257
1987-88	Tilman Bevely, 161
1988-89	Shane Johnson, 162
1989-90	Reggie Kemp, 211
1990-91	Reggie Kemp, 234
1991-92	Mike Alcorn, 127
1992-93	Reggie Kemp, 151
1993-94	Andre Smith, 140
1994-95	Andre Smith, 160
1995-96	Marcus Culbreth, 140
1996-97	Anthony Hunt, 105
1997-98	Willie Spellman, 137
1998-99	DeVon Lewis, 110
1999-00	Desmond Harrison, 143
2000-01	Craig Haese, 127
2001-02	Ryan Patton, 131
2002-03	Doug Underwood, 156
2003-04	Adam Baumann, 112
2004-05	Quin Humphrey, 147
2005-06	Quin Humphrey, 189
2006-07	Quin Humphrey, 189
2007-08	Byron Davis, 175
2008-09	Sirlester Martin, 120
2009-10	DeAndre Mays, 136

Field Goal Attempts

1955-56	Tony Knott, 571
1956-57	Herb Lake, 505
1957-58	Mickey Yugovich, 393
1958-59	Jim Gordon, 473
1959-60	Mickey Yugovich, 549
1960-61	Howard McElroy, 380
1961-62	Ron Allen, 363
1962-63	Ron Allen, 393
1963-64	Fred Jones, 346
1964-65	David Culliver, 470


1965-66	David Culliver, 504
1966-67	John McElroy, 483
1967-68	John McElroy, 508
1968-69	John McElroy, 732
1969-70	Bill Johnson, 549
1970-71	Bill Johnson, 494
1971-72	Bill Johnson, 517
1972-73	Billy Wells, 257
1973-74	Anthony Mitchell, 512
1974-75	Jeff Covington, 419
1975-76	Jeff Covington, 407
1976-77	Jeff Covington, 411
1977-78	Jeff Covington, 452
1978-79	Dave Zeigler, 507
1979-80	Dave Zeigler, 506
1980-81	Bruce Alexander, 409
1981-82	Art McCullough, 361
1982-83	Ricky Tunstall, 289
1983-84	Ricky Tunstall, 286
1984-85	John Keshock, 322
1985-86	Garry Robinson, 398
1986-87	Tilman Bevely, 546
1987-88	Tilman Bevely, 387
1988-89	Kevin Haddock, 349
1989-90	Reggie Kemp, 402
1990-91	Reggie Kemp, 478
1991-92	Mike Alcorn, 277
1992-93	Reggie Kemp, 341
1993-94	Andre Smith, 305
1994-95	Andre Smith, 375
1995-96	Marcus Culbreth, 283
1996-97	Willie Spellman, 251
1997-98	Willie Spellman, 318
1998-99	DeVon Lewis, 273
1999-00	Desmond Harrison, 302
2000-01	Craig Haese, 293
2001-02	Ryan Patton, 333
2002-03	Doug Underwood, 369
2003-04	Doug Underwood, 271
2004-05	Quin Humphrey, 331
2005-06	Quin Humphrey, 381
2006-07	Quin Humphrey, 436
2007-08	Byron Davis, 388
2008-09	DeAndre Mays, 302
2009-10	DeAndre Mays, 384

3-Point FG Made

1982-83	Bruce Alexander, 22
1986-87	Tilman Bevely, 61
1987-88	Tilman Bevely, 23
1988-89	Todd Lark, 26
1989-90	Todd Lark, 31
1990-91	Mike Alcorn, 31
1991-92	Mike Alcorn, 59
1992-93	Mike Alcorn, 31
1993-94	Mike Alcorn, 45
1994-95	Hank Raber, 61
1995-96	David Henderson, 59
1996-97	David Henderson, 44
1997-98	Willie Spellman, 51
1998-99	Elmer Brown, 58
1999-00	Elmer Brown, 48
2000-01	Craig Haese, 92
2001-02	Ryan Patton, 57
2002-03	Doug Underwood, 52
2003-04	Doug Underwood, 54
2004-05	Quin Humphrey, 39
2005-06	Quin Humphrey, 50
2006-07	Quin Humphrey, 65
2007-08	Vytas Sulskis, 46
2008-09	Vytas Sulskis, 39
2009-10	DeAndre Mays, 43

3-PT FG Attempts

1982-83	Jay McHugh, 54
1986-87	Tilman Bevely, 142
1987-88	Tilman Bevely, 56



Mike Magula led Youngstown in scoring twice in the 1950's.



ANNUAL STAT LEADERS

1988-89	Todd Lark, 65
1989-90	Todd Lark, 84
1990-91	Mike Alcorn, 80
1991-92	Mike Alcorn, 144
1992-93	Mike Alcorn, 86
1993-94	Mike Alcorn, 111
1994-95	Hank Raber, 167
1995-96	David Henderson, 174
1996-97	David Henderson, 125
1997-98	Willie Spellman, 138
1998-99	Elmer Brown, 147
1999-00	Craig Haese, 139
2000-01	Craig Haese, 218
2001-02	Ryan Patton, 155
2002-03	Doug Underwood, 124
2003-04	Doug Underwood, 142
2004-05	Quin Humphrey, 113
2005-06	Keston Roberts, 148
2006-07	Quin Humphrey, 172
2007-08	Byron Davis, 136
2008-09	Vytas Sulskis, 121
2009-10	DeAndre Mays, 125



TeJay Anderson led YSU in assists and steals in 2003-04.

Free Throws Made

1946-47	Charles Bush, 63
1947-48	Jack Christein, 70
1948-49	Steve Gergely, 76
1949-50	Steve Gergely, 76
1950-51	Mike Magula, 91
1951-52	Mike Magula, 114
1952-53	Tony Knott, 100
1953-54	Tony Knott, 155
1954-55	Tony Knott, 199
1955-56	Tony Knott, 199
1956-57	Mickey Yugovich, 107
1957-58	Herb Lake, 100
1958-59	Jim Cramer, 109
1959-60	Howard McElroy, 80
1960-61	Howard McElroy, 96
1961-62	Tony Pero, 56
1962-63	Ron Allen, 76
1963-64	David Culliver, 88
1964-65	David Culliver, 94
1965-66	David Culliver, 94
1966-67	Joe Nigro, 114
1967-68	Joe Nigro, 100
1968-69	John McElroy, 109
1969-70	Billy Johnson, 106
1970-71	Billy Johnson, 74
1971-72	Billy Johnson, 98
1972-73	Billy Wells, 56
1973-74	Phil Gaston, 92
1974-75	Phil Gaston, 119
1975-76	Jeff Covington, 98
1976-77	Jeff Covington, 139
1977-78	Jeff Covington, 162
1978-79	Dave Zeigler, 99
1979-80	Dave Zeigler, 101
1980-81	Bruce Alexander, 92
1981-82	Art McCullough, 110
1982-83	Troy Williams, 53
1983-84	Bruce Timko, 101
1984-85	John Keshock, 83
1985-86	Garry Robinson, 81
1986-87	Tilman Bevely, 87
1987-88	Tim Jackson, 86
1988-89	Shane Johnson, 57
1989-90	Reggie Kemp, 142
1990-91	Reggie Kemp, 121
1991-92	Jerome Sims, 145
1992-93	Reggie Kemp, 106
1993-94	Antoine Woods, 62
1994-95	Andre Smith, 79
1995-96	Marcus Culbreth, 67
1997-98	Anthony Hunt, 110
1998-99	Desmond Harrison, 58
1999-00	Ryan Patton, 28
2000-01	Rafael Cruz, 98

2001-02	Ryan Patton, 90
2002-03	Adam Baumann, 101
2003-04	Adam Baumann, 117
2004-05	Brian Radakovich, 84
2005-06	Quin Humphrey, 110
2006-07	Quin Humphrey, 141
2007-08	Byron Davis, 71
2008-09	Kelvin Bright, 86
2009-10	DeAndre Mays, 112

Free Throw Attempts

1955-56	Tony Knott, 259
1956-57	Herb Lake, 161
1957-58	Herb Lake, 146
1958-59	Jim Carter, 152
1959-60	Mickey Yugovich, 107
1960-61	Charles Day, 130
1961-62	Tony Pero, 91
1962-63	Ron Allen, 107
1963-64	David Culliver, 114
1964-65	David Culliver, 138
1965-66	David Culliver, 128
1966-67	Joe Nigro, 145
1967-68	Joe Nigro, 122
1968-69	John McElroy, 148
1969-70	Bill Johnson, 145
1970-71	Bill Johnson, 90
1971-72	Bill Johnson, 129
1972-73	Billy Wells, 96
1973-74	Phil Gaston, 118
1974-75	Phil Gaston, 154
1975-76	Jeff Covington, 215
1976-77	Jeff Covington, 196
1977-78	Jeff Covington, 215
1978-79	Dave Zeigler, 124
1979-80	Dave Zeigler, 120
1980-81	Richard Russell, 103
1981-82	Art McCullough, 137
1982-83	Troy Williams, 74
1983-84	Bruce Timko, 127
1984-85	John Keshock, 117
1985-86	James Wilson, 131
1986-87	James Wilson, 116
1987-88	Tim Jackson, 109
1988-89	Shane Johnson, 92
1989-90	Reggie Kemp, 204
1990-91	Reggie Kemp, 183
1991-92	Jerome Sims, 232
1992-93	Reggie Kemp, 155
1993-94	Antoine Woods, 99
1994-95	Derrick Simmons, 112
1995-96	Marcus Culbreth, 116

1996-97	Willie Spellman, 246
1997-98	Anthony Hunt, 139
1998-99	Desmond Harrison, 81
1999-00	Ryan Patton, 93
2000-01	Desmond Harrison, 168
2001-02	Ryan Patton, 111
2002-03	Adam Baumann, 127
2003-04	Adam Baumann, 156
2004-05	Brian Radakovich, 145
2005-06	Quin Humphrey, 149
2006-07	Quin Humphrey, 182
2007-08	Jack Liles, 105
2008-09	Kelvin Bright, 136
2009-10	DeAndre Mays, 153

Steals

1976-77	Gerald Parks, 40
1977-78	Gerald Parks, 38
1978-79	Bruce Alexander, 41
1979-80	Bruce Alexander, 52
1980-81	Bruce Alexander, 53
1981-82	Rob Carter, 33
1982-83	Kevin Cherry, 39
1983-84	Kevin Cherry, 46
1984-85	Kevin Cherry, 41
1985-86	Bruce Timko, 46
1986-87	John Robinson, 44
1987-88	Tilman Bevely, 20
1988-89	Todd Lark/Marc Vasser, 33
1989-90	Reggie Kemp, 55
1990-91	Reggie Kemp, 50
1991-92	Lacy Jones, 36
1992-93	Reggie Kemp, 39
1993-94	Antoine Woods, 41
1994-95	Andre Smith, 36
1995-96	Matt McMurray, 39
1996-97	Anthony Hunt, 42
1997-98	Anthony Hunt, 44
1998-99	DeVon Lewis, 37
1999-00	Albert Crockett, 33
2000-01	Craig Haese, 24
2001-02	Ryan Patton, 39
2002-03	Marlon Williamson, 64
2003-04	TeJay Anderson, 43
2004-05	Quin Humphrey, 39
2005-06	Derrick Harris, 38
2006-07	Quin Humphrey, 42
2007-08	Vance Cooksey, 42
2008-09	Vytas Sulskis, 27
2009-10	Vance Cooksey, 32

Blocked Shots

1981-82	Troy Williams, 20
1982-83	Ricky Tunstall, 138
1983-84	Ricky Tunstall, 83
1984-85	Troy Williams, 22
1985-86	Robert Johnson, 14
1986-87	Robert Johnson, 14
1987-88	Tim Jackson, 14
1988-89	Shane Johnson, 33
1989-90	Tim Jackson, 15
1990-91	Terrell Stuart, 24
1991-92	Edgar Ward, 19
1992-93	Donnie Taylor, 22
1993-94	Derrick Simmons, 20
1994-95	Matt McMurray, 15
1995-96	Marcus Culbreth, 17
1996-97	Marcus Culbreth, 10
1997-98	David Brown, 39
1998-99	David Brown, 22
1999-00	David Brown, 44
2000-01	David Brown, 29
2001-02	Brian Radakovich, 24
2002-03	TeJay Anderson, 27
2003-04	TeJay Anderson, 30
2004-05	Radakovich/Barber, 22
2005-06	Jack Liles, 19

2006-07	Jack Liles, 36
2007-08	Jack Liles, 25
2008-09	Jack Liles, 36
2009-10	Vytas Sulskis, 20

Assists

1970-71	Billy Johnson, 153
1971-72	Billy Johnson, 239
1972-73	Dave Burkholder, 97
1973-74	Terry Moore, 200
1974-75	Terry Moore, 230
1975-76	Terry Moore, 189
1976-77	Terry Moore, 176
1977-78	Joe Votino, 111
1978-79	Joe Votino, 110
1979-80	Shawn Burns, 144
1980-81	Robert Carter, 88
1981-82	Robert Carter, 84
1982-83	Bruce Timko, 90
1983-84	Bruce Timko, 156
1984-85	Bruce Timko, 136
1985-86	Bruce Timko, 169
1986-87	James Gilmore, 98
1987-88	Tim McNair, 79
1988-89	Marc Vassar, 109
1989-90	Alfonzo Lurry, 90
1990-91	Lacy Jones, 132
1991-92	Lacy Jones, 82
1992-93	Marc Vassar, 77
1993-94	Andre Smith, 58
1994-95	Eric Morgan, 70
1995-96	Anthony Hunt, 81
1996-97	Anthony Hunt, 105
1997-98	Anthony Hunt, 139
1998-99	Albert Crockett, 117
1999-00	Albert Crockett, 121
2000-01	Ryan Patton, 163
2001-02	Ryan Patton, 141
2002-03	Marlon Williamson, 144
2003-04	TeJay Anderson, 63
2004-05	Jon Mends, 97
2005-06	Derrick Harris, 147
2006-07	Byron Davis, 116
2007-08	Vance Cooksey, 88
2008-09	DeAndre Mays, 105
2009-10	DeAndre Mays, 102

Minutes Played

1981-82	Art McCullough, 37.3 (969)
1982-83	Ricky Tunstall, 25.5 (689)
1983-84	Bruce Timko, 34.3 (994)
1984-85	Bruce Timko, 31.0 (931)
1985-86	Bruce Timko, 34.1 (957)
1986-87	Tilman Bevely, 37.6 (1,052)
1987-88	Tilman Bevely, 32.1 (899)
1988-89	Tim Jackson, 29.5 (825)
1989-90	Tim Jackson, 35.1 (982)
1990-91	Reggie Kemp, 30.4 (852)
1991-92	Jerome Sims, 33.1 (928)
1992-93	Jerome Sims, 32.3 (678)
1993-94	Antoine Woods, 29.9 (778)
1994-95	Derrick Simmons, 31.6 (886)
1995-96	Marcus Culbreth, 29.4 (763)
1996-97	Anthony Hunt, 33.1 (894)
1997-98	Anthony Hunt, 34.0 (986)
1998-99	DeVon Lewis, 29.0 (813)
1999-00	Craig Haese, 31.6 (854)
2000-01	Ryan Patton, 35.8 (1,038)
2001-02	Ryan Patton, 34.6 (970)
2002-03	Doug Underwood, 31.5 (914)
2003-04	TeJay Anderson, 26.1 (730)
2004-05	Quin Humphrey, 35.6 (997)
2005-06	Quin Humphrey, 36.9 (1,034)
2006-07	Quin Humphrey, 35.6 (1,105)
2007-08	Byron Davis, 35.4 (1,063)
2008-09	DeAndre Mays, 31.7 (950)
2009-10	DeAndre Mays, 31.6 (948)



OVERTIME/POSTSEASON INFO

Overtime (20-43)

Date	Opponent	Result
Feb. 4, 2010	at Loyola	L, 85-92
Jan. 31, 2009	Detroit	L, 64-68
Feb. 25, 2006	Loyola	L, 84-87
Dec. 31, 2005	at UIC	L, 84-85
Feb. 7, 2004	UW-Green Bay	L, 70-73
Jan. 21, 2004	Butler	L, 66-67
Dec. 30, 2000	at UW-Green Bay	L, 58-66
Jan. 20, 2000	at UMKC	W, 66-61
Dec. 14, 1999	Niagara	L, 77-82
Jan. 9, 1999	at Valparaiso	L, 76-83
Dec. 19, 1998	Montana	L, 74-81
Jan. 10, 1998	at Southern Utah	L, 80-86
Jan. 13, 1997	UMKC	L, 71-73
Jan. 20, 1996	at Eastern Illinois	L, 68-74
Jan. 24, 1994	at Valparaiso	L, 84-93
Jan. 10, 1994	at Wright State	L, 73-79
Jan. 30, 1993	at Valparaiso	L, 76-85
Dec. 3, 1992	Air Force	W, 82-78
March 2, 1991	at Liberty	W, 80-77
Feb. 9, 1991	at Chicago State	L, 94-95
Jan. 23, 1991	Akron	L, 66-71
Feb. 24, 1990	at Liberty	L, 72-76
Feb. 16, 1987	Morehead State	W, 69-68
Feb. 11, 1985	Eastern Kentucky	W, 61-60
Jan. 14, 1985	at Murray State	L, 62-66
Dec. 15, 1984	South Alabama	W, 81-55
March, 9, 1984	vs. Tennessee Tech	W, 63-55

Feb. 11, 1984	at Eastern Kentucky	L, 46-47
Feb. 5, 1983	Middle Tennessee State	W, 73-72
Jan. 29, 1983	Akron	L, 66-68
Jan. 21, 1983	at Eastern Kentucky	L, 78-83
Jan. 15, 1983	Austin Peay	W, 75-70
Feb. 27, 1982	Murray State	L, 66-69
Jan. 3, 1981	Bellarmino	L, 77-78
Nov. 28, 1981	Westminster	L, 66-68
Feb. 2, 1980	Western Illinois	L, 73-77
Feb. 7, 1978	at Buffalo	L, 85-87
Jan. 10, 1978	at Philadelphia Textile	L, 65-73
March 7, 1977	Randolph Macon	L, 68-71
Feb. 14, 1977	at Westminster	W, 54-53
Jan. 9, 1976	Northern Kentucky	L, 81-82
Feb. 8, 1975	at Buffalo	W, 100-98
Feb. 3, 1975	at Hillsdale	W, 88-84
Jan. 4, 1975	at Nebraska-Omaha	L, 97-100
Feb. 13, 1974	at Cleveland State	L, 93-99
Jan. 12, 1974	UW-Milwaukee	L, 70-72
Feb. 12, 1972	at Hillsdale	L, 62-64
Jan. 20, 1968	at Central State	L, 60-62
Feb. 13, 1968	at Baldwin-Wallace	L, 77-79
Feb. 4, 1967	Gannon	L, 39-41
Jan. 5, 1966	at Alliance	W, 65-59
Jan. 6, 1965	at Muskingum	W, 36-35
Jan. 25, 1964	at Buffalo	W, 66-64
Feb. 26, 1962	at Baldwin-Wallace	L, 64-66
Jan. 10, 1962	Central State	W, 72-67
Feb. 13, 1961	at Gannon	W, 84-76

Dec. 1, 1958	Kent	L, 51-53
Feb. 1, 1954	Alliance	W, 90-79
Feb. 13, 1952	Slippery Rock	W, 65-63
Jan. 24, 1952	Kent	L, 70-71
Feb. 6, 1948	at Alliance	W, 58-50
March 4, 1947	vs. Northern Arizona	L, 45-49
Feb. 8, 1936	at Fenn	L, 23-28

Double Overtime (5-4)

Jan. 20, 2001	Chicago State	W, 71-68
Dec. 22, 2000	vs. Northern Iowa	W, 79-76
Jan. 19, 1991	Northeastern Illinois	W, 105-101
Jan. 13, 1986	Eastern Kentucky	W, 75-69
Feb. 15, 1975	Cleveland State	L, 89-93
Feb. 24, 1954	at Wayne State	L, 74-77
Feb. 18, 1953	Westminster	L, 86-93
Jan. 30, 1952	Baldwin-Wallace	W, 84-82
Jan. 1, 1948	Kent	L, 68-70

Triple Overtime (1-1)

Jan. 25, 2001	at Western Illinois	L, 116-121
Feb. 4, 1984	at Akron	W, 74-72

Four Overtimes (0-1)

Dec. 14, 2004	Siena	L, 78-79
---------------	-------	----------

Six Overtimes (0-1)

Feb. 28, 1966	at Gannon	L, 69-71
---------------	-----------	----------

NAIA Tournament Results

1946-47 • National Tournament

1st Round: Northern Arizona 49, Youngstown 45

1956-57 • District Tournament

1st Round: Youngstown 91, Defiance 69

Finals: Youngstown 59, Steubenville 58

1956-57 • National Tournament

1st Round: Youngstown 81, Westmont (Calif.) 75

2nd Round: Youngstown 80, Emporia State 74

Quarterfinals: SE Oklahoma 69, Youngstown 65

1957-58 • District Tournament

1st Round: Youngstown 99, Findlay 72

Championship: Youngstown 80, Wilmington 59

1957-58 • National Tournament

1st Round: Youngstown 88, Quincy (Ill.) 68

2nd Round: Youngstown 74, Platteville 63

Quarterfinals: Western Illinois 70, Youngstown 67

1958-59 • District Tournament

1st Round: Youngstown 97, Baldwin-Wallace 77

Championship: Youngstown 103, Findlay 65

1958-59 • National Tournament

1st Round: Youngstown 85, Northern State 76

2nd Round: Tennessee A&I 89, Youngstown 80

Division II Tournament Results

1960-61 • Regional Tournament

at Crawfordsville, Ind.

1st Round: Wittenberg 43, Youngstown 28

Consolation: Youngstown 96, South Carolina St. 82

1961-62 • Regional Tournament

at Akron, Ohio

1st Round: Florida A&M 74, Youngstown 60

Consolation: Youngstown 58, Gannon 52

1962-63 • Regional Tournament

at Akron, Ohio

1st Round: Wittenberg 38, Youngstown 31

Consolation: Youngstown 65, Buffalo 53

1963-64 • Regional Tournament

at Akron, Ohio

1st Round: LeMoyné (N.Y.) 64, Youngstown 53

Consolation: Youngstown 91, Ithaca 79

1965-66 • Regional Tournament

at Akron, Ohio

1st Round: Akron 70, Youngstown 63

Consolation: Youngstown 94, Randolph Macon 63

1969-70 • Midwest Regional

at Reading, Pa.

1st Round: Philadelphia Textile 79, YSU 52

Consolation: Cheyney State 94, YSU 91

1971-72 • Midwest Regional

at Akron, Ohio

1st Round: Youngstown State 81, Gannon 71

Semifinals: Youngstown State 90, Cheyney State 80

Finals: Akron 87, Youngstown State 71

1974-75 • Great Lakes Regional

at Charleston, Ill.

1st Round: St. Joseph (Ind.) 96, Youngstown State 78

Consolation: Eastern Illinois 86, Youngstown State 80

1976-77 • Great Lakes Regional

at Youngstown, Ohio

1st Round: Randolph-Macon 71, YSU 68

Consolation: Youngstown State 81, Bellarmine 79

Conference Tournament Results

1984 Ohio Valley (Morehead, Ky.)

Youngstown State 63, Tennessee Tech 55

@ Morehead State 47, Youngstown State 44

1985 Ohio Valley (Murfreesboro, Tenn.)

Youngstown State 79, Morehead State 74

Youngstown State 95, Eastern Kentucky 61

@ Middle Tennessee St. 66, Youngstown State 63

1986 Ohio Valley

Tennessee Tech 71, @ Youngstown State 68

1987 Ohio Valley

@ Akron 103, Youngstown State 74

1988 Ohio Valley

@ Middle Tennessee St. 81, Youngstown State 76

1995 Mid-Continent

@ Youngstown State 90, Troy State 83

@ Valparaiso 77, Youngstown State 52

1996 Mid-Continent (Moline, Ill.)

Western Illinois 68, Youngstown State 48

1997 Mid-Continent (Moline, Ill.)

Western Illinois 66, Youngstown State 64

1998 Mid-Continent (Moline, Ill.)

Youngstown State 75, UMKC 59

Youngstown State 74, Oral Roberts 60

Valparaiso 67, Youngstown State 48

1999 Mid-Continent (Moline, Ill.)

Youngstown State 78, Southern Utah 56

Oral Roberts 72, Youngstown State 58

2000 Mid-Continent (Moline, Ill.)

Oral Roberts 67, Youngstown State 59

2001 Mid-Continent (Fort Wayne, Ind.)

Oral Roberts 73, Youngstown State 70

2002 Horizon League (Cleveland, Ohio)

Green Bay 86, Youngstown State 65

2003 Horizon League Tournament

Youngstown State 65, @ Green Bay 61

UIC 79, Youngstown State 59^

^Milwaukee, Wis.

2004 Horizon League Tournament

@ Butler 88, Youngstown State 57

2005 Horizon League Tournament

@ Loyola 78, Youngstown State 75

2006 Horizon League Tournament

@ Loyola 76, Youngstown State 61

2007 Horizon League Tournament

@ Youngstown State 82, Detroit 80

Green Bay 72, Youngstown State 55^

^ Dayton, Ohio

2008 Horizon League Tournament

@ UIC 70, Youngstown State 59

2009 Horizon League Tournament

UIC 73, @ Youngstown State 68

2010 Horizon League Tournament

@ Green Bay 81, Youngstown State 67



CLASS RECORDS

Freshmen Records

Field Goals Made
262 • Dave Zeigler (1978-79)

Field Goal Attempts
507 • Dave Zeigler (1978-79)

Field Goal Percentage
TeJay Anderson (2000-01)
60.8 • (87-of-143)

3-PT Field Goals Made
46 • Vytas Sulskis (2007-08)

3-PT FG Attempts
121 • Vytas Sulskis (2007-08)

3-PT FG Percentage
38.8 • (31-of-80)
Mike Alcorn (1990-91)

Free Throws Made
99 • Dave Zeigler (1978-79)

Free Throw Attempts
124 • Dave Zeigler (1978-79)

Free Throw Percentage
86.7 • (39-of-45)
Marc Vassar (1988-89)

Points
623 • Dave Zeigler (1978-79)

Blocks
39 • Dave Brown (1997-98)

Steals
42 • Vance Cooksey (2007-08)

Minutes
834 • Tim Jackson (1987-88)

Rebounds
356 • Herb Lake (1955-56)

Assists
200 • Terry Moore (1973-74)

Sophomore Records

Field Goals Made
284 • Dave Zeigler (1979-80)

Field Goal Attempts
549 • Bill Johnson (1969-70)

Field Goal Percentage
TeJay Anderson (2001-02)
57.5 • (69-of-120)

3-PT Field Goals Made
59 • Mike Alcorn (1991-92)

3-PT FG Attempts
144 • Mike Alcorn (1991-92)

3-PT FG Percentage
44.3 • (27-of-61)
Andrew Hannan (1998-99)

Free Throws Made
142 • Reggie Kemp (1989-90)

Free Throw Attempts
204 • Reggie Kemp (1989-90)

Free Throw Percentage
83.7 • (36-of-43)
Marc Vassar (1989-90)

Points
665 • Dave Zeigler (1979-80)

Blocks
36 • Jack Liles (2006-07)

Steals
55 • Reggie Kemp (1989-90)

Minutes
994 • Bruce Timko (1983-84)

Rebounds
555 • Herb Lake (1956-57)

Assists
230 • Terry Moore (1974-75)

Junior Records

Field Goals Made
257 • Tilman Bevely (1986-87)

Field Goal Attempts
546 • Tilman Bevely (1986-87)

Field Goal Percentage
Jeff Covington (1976-77)
60.1 • (247-of-411)

3-PT Field Goals Made
61 • Hank Raber (1994-95)

3-PT FG Attempts
174 • Dave Henderson (1995-96)

3-PT FG Percentage
44.4 • (40-of-90)
Andre Smith (1993-94)

Free Throws Made
145 • Jerome Sims (1991-92)

Free Throw Attempts
232 • Jerome Sims (1991-92)

Free Throw Percentage
85.4 • (35-of-41)
Aundra Brown (1990-91)

Points
662 • Tilman Bevely (1986-87)

Blocks
138 • Ricky Tunstall (1982-83)

Steals
50 • Reggie Kemp (1990-91)

Minutes
1,052 • Tilman Bevely (1986-87)

Rebounds
448 • Herb Lake (1957-58)

Assists
189 • Terry Moore (1975-76)

Senior Records

Field Goals Made
310 • John McElroy (1968-69)

Field Goal Attempts
732 • John McElroy (1968-69)

Field Goal Percentage
John Keshock (1985-86)
57.8 • (186-of-322)

3-PT Field Goals Made
92 • Craig Haese (2000-01)

3-PT FG Attempts
218 • Craig Haese, (2000-01)

3-PT FG Percentage
43.9 • (50-of-114)
Anthony Hunt (1997-98)

Free Throws Made
162 • Jeff Covington (1977-78)

Free Throw Attempts
215 • Jeff Covington (1977-78)

Free Throw Percentage
93.9 • (62-of-66)
Craig Haese (2000-01)

Points
729 • John McElroy (1968-69)

Blocks
83 • Ricky Tunstall (1983-84)

Steals
64 • Marlon Williamson (2002-03)

Minutes
1,105 • Quin Humphrey (2006-07)

Rebounds
489 • Herb Lake (1958-59)


Assists
239 • Bill Johnson (1971-72)



Quin Humphrey set a senior school record for most minutes played in 2006-07.



Hank Raber made 61 3-pointers his junior year to establish a class record.



Jerome Sims set an overall school mark for free-throw attempts and makes in '91-92.



TEAM SEASON RECORDS

Points

1. 1990-91..... 2,388
2. 1958-59..... 2,385
3. 1974-75..... 2,349
4. 1971-72..... 2,290
5. 1957-58..... 2,287

Scoring Average

1. 1990-91..... 85.3
2. 1958-59..... 85.2
3. 1966-67..... 84.4
4. 1974-75..... 83.9
5. 1956-57..... 82.9

Field Goals Made

1. 1958-59..... 994
2. 1974-74..... 967
3. 1971-72..... 936
4. 1990-91..... 915
5. 1960-61..... 902

FG Attempts

1. 1958-59..... 2,359
2. 1957-58..... 2,277
3. 1971-72..... 2,177
4. 1960-61..... 2,176
5. 1974-75..... 2,092

Field Goal Pct.

1. 1979-80..... 50.2
2. 1978-79..... 49.9
3. 1977-78..... 49.3
4. 1976-77..... 48.6
5. 1984-85..... 48.2

Free Throws Made

1. 2000-01..... 511
2. 1957-58..... 489
3. 1990-91..... 487
4. 2009-10..... 455
5. 1989-90..... 453

FT Attempts

1. 2000-01..... 747
2. 1990-91..... 731
3. 1957-58..... 728
4. 1956-57..... 707
5. 1992-93..... 705

Free Throw Pct.

1. 1979-80..... 75.6
2. 2001-02..... 73.9
3. 1990-91..... 73.1
4. 1998-99..... 71.1
5. 2005-06..... 70.6

3-Point FG Made

1. 1997-98..... 199
2. 2005-06..... 191
3. 1998-99..... 185
4. 2000-01..... 178
5. 2006-07..... 168

3-Point FG Att.

1. 2005-06..... 578
2. 1997-98..... 557
3. 1998-99..... 523
4. 2007-08..... 499
5. 2000-01..... 497

3-Point FG Pct.

1. 1982-83..... 38.9
2. 1991-92..... 36.6
2. 1989-90..... 36.6
4. 1994-95..... 36.5
5. 1988-89..... 36.2

Total Rebounds

1. 1957-58..... 1,680
2. 1958-59..... 1,662
3. 1960-61..... 1,511
4. 1965-66..... 1,406
5. 1956-57..... 1,401

Rebounding Avg.

1. 1958-59..... 59.4
2. 1957-58..... 56.0
3. 1966-67..... 55.5
4. 1965-66..... 54.1
5. 1960-61..... 54.0

Rebounding Margin


1. 1958-59..... +12
2. 1956-57..... +11.8
3. 1957-58..... +8.6
4. 1969-70..... +8.0
4. 1970-71..... +8.0

Assists

1. 1971-72..... 598
2. 1990-91..... 544
3. 1974-75..... 528
4. 1984-85..... 476
5. 1973-74..... 461

Steals

1. 1990-91..... 255
2. 1989-90..... 219
3. 2003-04..... 218
4. 1998-99..... 212



Timlan Bevely was a key part of the 1984-85 squad that set a school Division I mark for field-goal percentage.

5. 1995-96..... 206

Blocked Shots

1. 1982-83..... 166
2. 1983-84..... 125
3. 2004-05..... 112
4. 2009-10..... 110
5. 1997-98..... 104
5. 2008-09..... 104

Fewest Turnovers

1. 1972-73..... 310
2. 1996-97..... 315
3. 1970-71..... 319
4. 2005-06..... 368
5. 1981-82..... 371

Victories

1. 1963-64..... 24
2. 1956-57..... 23
2. 1957-58..... 23
4. 1969-70..... 22
4. 1976-77..... 22
4. 1971-72..... 22

Winning Pct.

1. 1963-64..... 889
2. 1956-57..... 852
3. 1969-70..... 815
4. 1928-29..... 800
5. 1957-58..... 767

Fewest Points Allowed

1. 1958-59..... 1,328
2. 1972-73..... 1,416
3. 1957-58..... 1,449
4. 1963-64..... 1,499
5. 1970-71..... 1,604

Fewest Points Allowed Avg.

1. 1958-59..... 47.0
2. 1957-58..... 48.3
3. 1963-64..... 59.9
4. 1972-73..... 61.5
5. 1971-72..... 64.1



Guard Keston Roberts helped the Penguins attempt 578 3-pointers in 2005-06.



YEAR-BY-YEAR STATS

YEAR	GP	FG-FGA	Pct.	FT-FTA	Pct.	3PT-3PTA	Pct.	REB	Avg.	A	TO	BK	S	Points	Avg.
1950-51	23	629	N/A	377	N/A	N/A	N/A	N/A	N/A	N/A	N/A	N/A	N/A	1,635	71.1
1953-54	27	725	N/A	566	N/A	N/A	N/A	N/A	N/A	N/A	N/A	N/A	N/A	2,016	74.7
1955-56	26	842-2,078	.405	431-692	.622	N/A	N/A	1,270	48.8	N/A	N/A	N/A	N/A	2,115	81.3
1956-57	27	900-1,990	.452	440-707	.622	N/A	N/A	1,401	51.8	N/A	N/A	N/A	N/A	2,240	82.9
1957-58	30	899-2,277	.395	489-728	.671	N/A	N/A	1,680	56.0	N/A	N/A	N/A	N/A	2,287	76.2
1958-59	28	994-2,359	.421	397-610	.650	N/A	N/A	1,662	59.4	N/A	N/A	N/A	N/A	2,385	85.2
1959-60	25	753-1,833	.411	312-486	.642	N/A	N/A	1,201	32.7	N/A	N/A	N/A	N/A	1,818	72.7
1960-61	28	902-2,176	.415	406-594	.683	N/A	N/A	1,511	53.9	N/A	N/A	N/A	N/A	2,210	78.9
1961-62	28	794-1,965	.404	319-486	.656	N/A	N/A	1,366	48.7	N/A	N/A	N/A	N/A	1,907	68.1
1962-63	27	736-1,739	.423	339-533	.636	N/A	N/A	1,327	49.1	N/A	N/A	N/A	N/A	1,811	67.1
1963-64	25	849-1,870	.454	374-556	.673	N/A	N/A	1,215	48.6	N/A	N/A	N/A	N/A	2,072	82.8
1964-65	26	753-1,883	.400	392-564	.695	N/A	N/A	1,195	46.0	N/A	N/A	N/A	N/A	1,898	73.9
1965-66	26	827-2,085	.397	363-541	.671	N/A	N/A	1,406	54.1	N/A	N/A	N/A	N/A	2,037	78.3
1966-67	25	866-1,947	.444	380-598	.635	N/A	N/A	1,387	55.4	N/A	N/A	N/A	N/A	2,112	84.4
1967-68	25	847-1,921	.441	360-518	.695	N/A	N/A	1,279	51.2	N/A	N/A	N/A	N/A	2,054	82.2
1968-69	26	840-1,989	.420	350-526	.670	N/A	N/A	1,262	48.5	N/A	N/A	N/A	N/A	2,028	78.0
1969-70	27	877-1,977	.443	406-682	.596	N/A	N/A	1,335	58.3	N/A	N/A	N/A	N/A	2,160	80.0
1970-71	25	809-1,928	.419	294-451	.652	N/A	N/A	1,130	53.4	406	319	N/A	N/A	1,912	76.5
1971-72	29	936-2,177	.429	418-631	.662	N/A	N/A	1,324	54.7	598	374	N/A	N/A	2,290	78.9
1972-73	23	604-1,470	.408	209-342	.605	N/A	N/A	893	44.4	382	310	N/A	N/A	1,417	61.6
1973-74	26	858-1,903	.451	313-469	.668	N/A	N/A	1,143	43.9	461	N/A	N/A	N/A	2,029	78.1
1974-75	28	967-2,092	.462	415-603	.688	N/A	N/A	1,247	44.5	528	N/A	N/A	N/A	2,349	83.9
1975-76	26	817-1,707	.480	297-429	.692	N/A	N/A	1,109	42.7	412	398	N/A	N/A	1,931	74.2
1976-77	27	828-1,698	.488	353-527	.670	N/A	N/A	1,083	40.0	411	N/A	N/A	172	2,009	74.4
1977-78	25	740-1,500	.493	371-547	.678	N/A	N/A	958	38.3	349	N/A	N/A	134	1,851	74.1
1978-79	26	745-1,494	.499	332-473	.702	N/A	N/A	813	30.1	418	N/A	N/A	162	1,822	70.1
1979-80	27	792-1,579	.502	411-544	.756	N/A	N/A	975	36.1	437	428	N/A	188	1,991	73.7
1980-81	26	695-1,545	.450	365-524	.697	N/A	N/A	814	31.3	319	429	55	187	1,755	67.5
1981-82	26	669-1,420	.471	326-486	.671	N/A	N/A	721	27.7	297	371	52	147	1,664	64.0
1982-83	27	789-1,788	.441	311-502	.620	75-193	.389	1,016	37.6	369	424	166	166	1,964	72.7
1983-84	29	815-1,709	.477	389-578	.673	N/A	N/A	1,087	37.5	451	463	125	197	2,019	69.6
1984-85	30	824-1,709	.482	436-626	.697	N/A	N/A	1,016	33.8	476	421	68	183	2,084	69.5
1985-86	28	789-1,736	.454	357-570	.626	N/A	N/A	1,070	38.2	444	423	51	159	1,916	68.4
1986-87	28	823-1,847	.446	309-471	.656	N/A	N/A	1,103	39.4	415	447	65	189	2,084	74.4
1987-88	28	713-1,673	.426	325-480	.677	34-103	.330	993	35.5	365	467	41	151	1,785	63.8
1988-89	28	836-1,831	.457	373-550	.678	64-177	.362	1,066	38.1	446	506	81	196	2,109	75.3
1989-90	28	798-1,764	.452	453-652	.695	106-290	.366	1,006	35.9	432	442	41	219	2,155	76.9
1990-91	28	915-1,915	.478	487-731	.731	72-234	.308	1,135	40.5	544	512	81	255	2,388	85.3
1991-92	28	649-1,557	.417	441-668	.660	113-309	.366	1,036	37.0	361	499	53	161	1,852	66.1
1992-93	26	662-1,612	.411	445-705	.631	95-290	.328	936	36.0	338	421	61	201	1,864	71.7
1993-94	26	671-1,589	.422	286-467	.612	127-363	.350	977	37.6	324	409	71	200	1,755	67.5
1994-95	28	720-1,633	.441	361-550	.656	151-414	.365	1,095	39.1	386	410	58	191	1,952	69.7
1995-96	27	669-1,555	.430	342-543	.630	148-446	.332	1,068	39.6	400	414	67	206	1,828	67.7
1996-97	27	599-1,443	.415	358-520	.688	157-474	.331	913	33.8	326	315	39	144	1,713	63.4
1997-98	29	754-1,713	.440	391-586	.667	199-557	.357	1,139	39.3	439	423	104	189	2,098	72.3
1998-99	28	701-1,606	.436	303-426	.711	185-523	.354	1,002	35.8	438	406	87	212	1,890	67.5
1999-00	28	696-1,593	.437	330-484	.682	154-479	.322	947	33.8	410	429	94	198	1,876	67.0
2000-01	30	722-1,622	.445	511-747	.684	178-497	.358	1,082	36.1	437	453	74	153	2,133	71.1
2001-02	28	620-1,550	.400	425-575	.739	143-442	.324	907	32.4	364	404	78	182	1,808	64.6
2002-03	29	652-1,574	.414	387-591	.655	122-338	.361	1,015	35.0	365	469	86	180	1,813	62.5
2003-04	28	655-1,497	.438	440-648	.679	126-394	.346	920	32.9	376	462	80	218	1,876	67.0
2004-05	28	591-1,442	.410	361-662	.654	138-435	.317	870	31.1	438	438	112	157	1,681	60.0
2005-06	28	687-1,581	.435	343-486	.706	191- 578	.330	952	34.0	370	368	81	175	1,908	68.1
2006-07	31	729-1,692	.431	421-608	.692	168-488	.344	1,114	35.9	376	419	89	163	2,047	66.0
2007-08	30	708-1,643	.431	362-571	.634	166-499	.333	994	33.1	389	434	92	195	1,944	64.8
2008-09	30	709-1,712	.414	398-612	.650	165-490	.337	1,066	35.5	390	401	104	168	1,981	66.0
2009-10	30	697-1,656	.421	455-665	.684	153-479	.319	986	32.9	390	401	110	181	2,002	66.7



1,000-POINT CLUB

1. 2,424 • JEFF COVINGTON, 1974-78

Year	GP	FG	FT	PTS	AVG
1974-75	26	220	103	543	20.8
1975-76	26	222	98	542	20.8
1976-77	29	265	149	679	23.4
1977-78	25	249	162	660	26.4
Totals	106	956	512	2,424	22.9

2. 2,218 • TONY KNOTT, 1952-56

Year	GP	FG	FT	PTS	AVG
1952-53	24	110	100	305	12.7
1953-54	27	198	155	551	20.4
1954-55	27	229	199	657	24.3
1955-56	26	243	199	705	27.1
Totals	104	780	653	2,218	21.3

3. 1,942 • JOHN McELROY, 1965-69

Year	GP	FG	FT	PTS	AVG
1965-66	22	89	20	194	8.8
1966-67	25	233	71	537	21.5
1967-68	25	214	54	482	19.3
1968-69	26	310	109	729	28.0
Totals	98	846	245	1,942	19.8

4. 1,917 • MICKEY YUGOVICH, 1956-60

Year	GP	FG	FT	PTS	AVG
1956-57	27	198	107	503	18.6
1957-58	30	149	92	390	13.0
1958-59	28	210	75	495	17.6
1959-60	25	234	61	529	21.2
Totals	110	791	335	1,917	17.4

5. 1,820 • REGGIE KEMP, 1988-93

Year	GP	FG	FT	PTS	AVG
1988-89	28	99	55	254	9.1
1989-90	28	211	142	564	20.1
1990-91	28	234	121	589	21.1
1992-93	24	151	106	413	17.2
Totals	108	695	424	1,820	16.8

6. 1,783 • HERB LAKE, 1956-59

Year	GP	FG	FT	PTS	AVG
1955-56	25	168	84	420	16.8
1956-57	27	225	99	582	20.3
1957-58	27	151	100	402	14.9
1958-59	28	177	58	412	14.7
Totals	107	721	341	1,783	16.7

7. 1,726 • BILLY JOHNSON, 1968-72

Year	GP	FG	FT	PTS	AVG
1968-69	24	56	36	148	6.2
1969-70	25	238	106	549	23.3
1970-71	24	200	74	474	19.8
1971-72	29	212	98	522	18.0
Totals	102	706	314	1,726	16.9

8. 1,707 • QUIN HUMPHREY, 2003-07

Year	GP	FG	FT	PTS	AVG
2003-04	27	61	50	183	6.8
2004-05	28	147	69	402	14.4
2005-06	28	189	110	538	19.2



Jeff Covington is the leading scorer in school history with 2,424 points.

2006-07	31	189	141	584	18.8
Totals	114	586	370	1,707	15.0

9. 1,564 • JOE NIGRO, 1964-68

Year	GP	FG	FT	PTS	AVG
1964-65	22	112	50	274	12.0
1965-66	24	153	56	362	15.1
1966-67	25	177	114	468	18.7
1967-68	25	180	100	460	18.4
Totals	96	622	320	1,564	16.3

10. 1,531 • TIM JACKSON, 1987-91

Year	GP	FG	FT	PTS	AVG
1987-88	28	136	86	352	12.7
1988-89	28	124	52	300	10.7
1989-90	28	173	103	449	16.0
1990-91	28	167	90	430	15.1
Totals	112	600	331	1,531	13.7

11. 1,480 • BRUCE ALEXANDER, 1978-83

Year	GP	FG	FT	PTS	AVG
1978-79	26	165	58	388	14.9
1979-80	27	150	64	364	13.5
1980-81	26	179	92	405	17.3
1981-82	3	12	1	25	8.3
1982-83	26	99	33	253	9.7
Totals	108	605	248	1,480	13.7

12. 1,434 • TILMAN BEVELY, 1984-88

Year	GP	FG	FT	PTS	AVG
1984-85	25	44	10	98	3.9
1985-86	28	112	36	260	9.2
1986-87	28	257	87	662	23.6
1987-88	28	161	69	414	14.8
Totals	109	574	202	1,434	13.2

13. 1,430 • DAVE CULLIVER, 1962-66


Year	GP	FG	FT	PTS	AVG
1962-63	2	5	3	11	5.5
1963-64	25	165	88	441	16.7
1964-65	26	188	94	470	18.2
1965-66	26	207	94	508	19.5
Totals	88	565	279	1,430	16.3

14. 1,400 • LEO MOGUS, 1939-43

Year	GP	FG	FT	PTS	AVG
1939-40	18	N/A	N/A	307	17.1
1940-41	22	N/A	N/A	348	15.8
1941-42	21	N/A	N/A	391	18.6
1942-43	16	N/A	N/A	354	22.1
Totals	77	N/A	N/A	1,400	18.2

15. 1,347 • GERALD PARKS, 1974-78

Year	GP	FG	FT	PTS	AVG
1974-75	25	100	49	248	9.9
1975-76	26	142	38	322	12.4
1976-77	29	173	42	388	13.4
1977-78	24	164	66	394	16.4
Totals	104	579	195	1,347	12.9



Leo Mogus was the first Penguin to score over 1,000 points. He scored 1,400 in his career.



1,000-POINT CLUB

16. 1,288 • DAVE ZEIGLER, 1978-80

Year	GP	FG	FT	PTS	AVG
1978-79	25	262	99	623	24.9
1979-80	24	284	101	665	27.7
Totals	49	546	200	1,288	26.3

17. 1,255 • TROY WILLIAMS, 1981-85


Year	GP	FG	FT	PTS	AVG
1981-82	25	103	49	255	10.2
1982-83	24	118	53	289	12.0
1983-84	29	139	36	314	10.8
1984-85	30	155	57	367	12.2
Totals	108	515	195	1,255	11.6

18. 1,198 • ANTHONY MITCHELL, 1973-77


Year	GP	FG	FT	PTS	AVG
1973-74	24	201	51	453	18.8
1974-75	26	130	32	292	11.2
1975-76	6	42	10	94	15.7
1976-77	28	160	39	359	12.8
Totals	84	533	132	1,198	14.3

19. 1,187 • RON SMITH, 1968-72

Year	GP	FG	FT	PTS	AVG
1968-69	10	36	16	88	8.8
1969-70	25	129	27	285	11.4
1970-71	25	186	49	421	16.8
1971-72	26	212	98	393	15.1
Totals	86	563	190	1,187	13.8



Bruce Timko is the only player in history with 1,000 points, 500 assists and 100 steals.



Mickey Yugovich ranks fourth on the all-time scoring list at 1,917 points.

20. 1,130 • BOB ATTERHOLT, 1954-58

Year	GP	FG	FT	PTS	AVG
1954-55	13	80	34	194	14.9
1955-56	26	150	46	346	13.3
1956-57	27	145	52	342	12.7
1957-58	27	108	32	248	9.2
Totals	93	483	164	1,130	12.1

21. 1,081 • PHIL GASTON, 1971-75

Year	GP	FG	FT	PTS	AVG
1971-72	18	29	16	74	4.1
1972-73	22	88	22	198	9.0
1973-74	25	118	92	328	13.5
1974-75	27	181	119	481	17.8
Totals	92	416	249	1,081	11.8

22. 1,074 • DESMOND HARRISON, 1997-2001

Year	GP	FG	FT	PTS	AVG
1997-98	27	77	37	191	7.1
1998-99	28	91	58	241	8.6
1999-00	28	143	51	337	12.0
2000-01	30	105	95	305	10.2
Totals	113	416	241	1,074	9.5

23. 1,058 • DOUG UNDERWOOD, 2001-04

Year	GP	FG	FT	PTS	AVG
2001-02	28	110	41	290	10.4
2002-03	29	156	62	426	14.7
2003-04	28	107	74	342	12.2
Totals	85	373	177	1,058	12.4

24. 1,045 • RAY ROBINSON, 1981-85

Year	GP	FG	FT	PTS	AVG
1981-82	23	76	33	185	8.0

1982-83	27	82	40	204	7.6
1983-84	29	151	57	359	12.4
1984-85	30	123	51	297	9.9
Totals	109	432	181	1,045	9.6

25. 1,033 • CRAIG HAESE, 1997-2001

Year	GP	FG	FT	PTS	AVG
1997-98	29	49	31	158	5.4
1998-99	27	47	31	155	5.7
1999-2000	27	103	57	310	11.5
2000-01	29	128	62	410	14.1
Totals	112	327	181	1,033	9.2

26. 1,025 • RYAN PATTON, 1998-2002

Year	GP	FG	FT	PTS	AVG
1998-99	24	3	30	73	2.0
1999-00	28	72	68	238	8.5
2000-01	29	97	71	305	10.5
2001-02	28	131	90	409	14.6
Totals	109	303	259	1,025	9.4

27. 1,021 • BRUCE TIMKO, 1982-86

Year	GP	FG	FT	PTS	AVG
1982-83	27	54	44	167	6.2
1983-84	29	119	101	339	11.7
1984-85	30	84	78	246	8.2
1985-86	28	107	55	269	9.6
Totals	114	364	278	1,021	8.6

28. 1,016 • STEVE GERGELY, 1946-50

Year	GP	FG	FT	PTS	AVG
1946-47	23	87	56	230	10.0
1947-48	20	73	44	190	9.5
1948-49	23	116	76	308	13.4
1949-50	22	98	75	288	13.1
Totals	88	374	251	1,016	11.5

28. 1,016 • JOHN BARBER, 2003-08

Year	GP	FG	FT	PTS	AVG
2003-04	3	2	0	4	1.3
2004-05	28	64	34	175	6.3
2005-06	28	77	22	195	7.0
2006-07	31	85	57	235	7.6
2007-08	30	158	63	407	13.6
Totals	120	386	176	1,016	8.5

30. 1,015 • ANTHONY HUNT, 1995-98

Year	GP	FG	FT	PTS	AVG
1995-96	26	89	61	265	10.2
1996-97	27	105	40	332	12.3
1997-98	29	129	110	418	14.4
Totals	82	323	211	1,015	12.4

31. 1,001 • RON ALLEN, 1961-64

Year	GP	FG	FT	PTS	AVG
1961-62	25	150	47	347	13.8
1962-63	27	168	76	412	15.2
1963-64	16	106	30	242	15.1
Totals	68	424	153	1,001	14.7



ALL-TIME LETTERWINNERS

Table listing all-time letterwinners with columns for name, year, and letter category (e.g., aaaaAaaaa, eeeeEeeee, etc.).



ALL-TIME LETTERWINNERS

Colin LaForme.....	2004-06	Dave Milliren	1996-98	John Reed.....	1972-75	Roy Taylor	1956-60
Herb Lake	1955-59	Harold Mintz.....	1942-43	Francis Reinher	1938-39	Willie Teague.....	1966-70
Mel Lampkins.....	1957-58	Steve Miodrag	1976-80	Wade Renner.....	1989-90	Brian Thaxton.....	1991-94
Todd Lark.....	1988-90	Aaron Mitchell	1973-74	James Rich	1932-34	Damon Thomas.....	1994-95
Joe LaVolpa.....	1964-68	Tony Mitchell.....	1973-77	Henry Richetto	1941-43	Lee Thomas.....	1947-48
John Lawhorn.....	1946-47	Leo Mogus	1939-43	Garry Robbins.....	1983-86	Robert Thomas	1953-54
Dale Lehman	1961-62	Chuck Montgomery	1969-72	Keston Roberts.....	2005-07	Clifford Thompson	1954-55
Bill Leipold	1962-63	Randy Montgomery	1973-75	Bill Robinson	1935-36	Don Thompson	1975-78
William Lenzi	1961-65	Montgomery.....	1927-28	Greg Robinson.....	1997-98	Carl Tidmore	1987-88
Jim Leonard.....	1965-67	Charles Moore	1954-58	John Robinson.....	1984-88	Demond Tidwell.....	1997-98
Bill Leskovac	1947-49	Pat Moore.....	1954-55	Ray Robinson.....	1981-85	Bruce Timko.....	1982-86
Brian Levels.....	1993-95	Pat "P.J." Moore	1978-79	Robbie Robinson.....	1998-00	Dick Timmerman	1952-53
Bob Lewis.....	1933-35	Terry Moore.....	1973-77	Tom Robinson.....	1936-38	Jim Timmerman.....	1960-63
Bobby Lewis	1948-49	Eric Morgan	1994-95	Tyrone Robinson.....	1991-92	George Trogotgott.....	1971-72
DeVon Lewis.....	1995-99	Tony Morocco	1964-66	Steve Rohan.....	1991-92	Chris Tucker	1979-81
Jim Lewis.....	1955-56	Lamar Morton	1991-92	Ron Romine.....	1970-73	Ricky Tunstall.....	1982-84
Randall Leyshon.....	1932-34	John Moses.....	1928-30	Charles Rowan	1964-68	Jack Tupper.....	1959-63
Jack Liles.....	2005-09	Alek Mrozik.....	2006-08	Richard Russell.....	1980-81	Howard Turner.....	1947-49
William Litvin	1935-38	Robert Mullin	1928-31	Bob Rutkouski.....	1973-74	Bob Tyndall.....	1959-60
Larry Lobaugh	1954-55	Harry Myers	1949-52				
Joe Lombardi	1977-81			sssssSssss		uuuuUuuuu	
Jim Lott.....	1965-68	nnnnNnnnn		Tom Sablack	1962-66	Doug Underwood.....	2001-04
Tony Lucas.....	1989-90	Richard Nagy.....	1959-60	Ronald Sabo	1963-64		
Alfonzo Lurry.....	1989-91	Steve Nagy.....	1935-36	Robert Sahr.....	1988-90	vvvvVvvvv	
Vaughn Luton.....	1984-86	Frank Namesnick	1958-60	Steve Saldon.....	1961-65	Marc Vassar	1988-91; 1992-93
		Bob Naples.....	1974-75	Alex Sanchez.....	2004-06	Robin Vincer	1975-79
mmmmMmmmm		Dan Napolitano.....	1980-81	Alfred Santangelo	1929-30	Tony Vivo	1936-40
John MacDonald.....	1934-35	Jim Nard.....	1938-39	Jim Santelli.....	1965-66	Joe Votino.....	1976-80
Mike Magula.....	1949-52	Mark Nichols.....	1973-77	Duane Schell	1951-52		
Bill Mallernee	2001-04	Sam Nichols.....	1964-65	Tom Schneider.....	1980-81	wwwWWwww	
John Mandish.....	1959-60	Mikko Niemi	2005-09	Bob Schultz.....	1932-35	Dan Wallace	1968-69
Tony Marcovecchio.....	1950-51	Joe Nigro	1964-68	Joseph Seefried.....	1937-39	Ashen Ward	2008-10
Matt Maresh.....	1972-74	Richard Nuskievicz.....	1954-55	Joe Sekora	1976-79	Edgar Ward.....	1990-92
McCoy Mariner	1928-29			Larry Seneta	1961-64	Ralph Weaver.....	1928-29
James Marks.....	1930-33	ooooOoooo		Charles Serednesky.....	1965-66	Billy Wells.....	1970-74
Vince Marrow.....	1988-89	John O'Connor	1933-34	"Mutt" Shaeffer	1947-48	Ronald Wetzel.....	1965-66
Sirlester Martin.....	2008-10	Matt Olsen.....	1996-97	Brad Shank	1985-86	Don Weyer.....	1952-54
Steve Martin	1980-84	John Onderish	1965-66	Joe Sharik.....	1947-48	Walter Whelen	1929-30
Richard Mayberry	1951-52	ppppPpppp		Ronald Shibeck.....	1953-54	Louis Whiting	1977-78
Bob Mayberry.....	1952-57	Gerald Parks.....	1974-78	Wills Shively.....	1929-30	Brian Williams.....	2005-06
Greg Mayes.....	2006-07	Tom Parks.....	2008-10	Zach Silverman.....	2004-05	Dick Williams.....	1950-52
DeAndre Mays.....	2008-10	Baylor Patterson.....	1937-41	Lou Simko.....	1935-36	Evan Williams	1934-35
Brian McCall.....	1942-43	Jack Patterson.....	1932-33	Derick Simmons.....	1993-95	J. C. Williams	1970-71
Howard McBroy.....	1958-61	Bob Patton	1967-71	Jerome Sims	1991-92	Richard Williams.....	1946-47
Rickie McClanahan.....	1998-99	Ryan Patton	1998-2002	Jeff Skeeles.....	1969-72	Troy Williams	1981-85
Mike McClenahan.....	1982-84	John Pawlen	1941-42	Andre Smith.....	1993-95	Marlon Williamson	1999-2003
Art McCullough.....	1980-83	Tony Pero.....	1959-63	Henry Smith	1954-55	James Wilson.....	1985-87
Wayne McDevitt	1973-75	Marty Pesut.....	1959-60	James Smith	1936-38	Roy Winston.....	1966-67
Bill McDonald.....	1932-34	Harry Peterson.....	1931-34	Ronald Smith.....	1968-72	Louis Winters	930-31
John "Mickey" McDonald.....	1928-31	Al Petollini	1942-43	Pete Solar.....	1931-32	Ray Wise.....	1946-50
John McBroy.....	1965-69	Bill Phillips.....	1986-87	Michael Solmen	1984-88	Chris Wisneski	1977-78
Fred McFarland.....	1931-35	Jerry Pierce.....	1956-57	Mike Soroka	1947-48	William Wolf.....	1959-63
Chris McGill.....	1997-98	"Butch" Platt.....	1958-59	Willie Spellman.....	1996-98	Andy Woodall.....	1955-56
Jay McHugh.....	1982-83	Ed Poplava.....	1951-55	Kevin Spivey.....	1985-86	Mike Woodard.....	2003-04
Jerry "Red" McKinney	1958-59	Mark Popoveck.....	1975-76	Grant Spong	1933-34	Antoine Woods.....	1993-94
Francis "Red" McLaughlin	1938-40	Jamel Porter	2002-03	Jack Staff.....	1942-43		
Bill McMeans.....	1969-73	Steve Postel	1974-75	Ray Stambaugh.....	1932-33	yyyyYyyyy	
Matt McMurray.....	1993-97	Angelo Prezioso	1937-38	Fred Stauch	1964-65	Kenny Young.....	1975-76
Tim McNair.....	1987-88	John Price.....	1946-47	Tom Steele.....	1956-57	Mickey Yugovich.....	1956-60
John R. McPhee.....	1930-31	Chris Prichard.....	1989-90	Rich Steffen.....	1969-70	Bob Yuhas.....	1951-54
Khari McQueen.....	2000-01/02-05	Pete Prokop.....	1946-47	Dennis Steinbeck.....	1966-70		
James McVay.....	1996-97	Jeff Puffer.....	1972-74	Joe Stephenson.....	1947-48	zzzzZzzzz	
Steve Melchoir.....	1974-75	Hugh "Red" Pugh	1935-38	Bill Stoudt.....	1947-48	John Zban	1955-56
John Melfi.....	1955-59	Fred Purucker.....	1932-33	Terrell Stuart	1990-91	Dave Zeigler	1978-80
Ralph Melfi.....	1953-57	Charley Pusin	1956-57	Mike Sullivan.....	1989-90	Joe Zemba.....	1946-48
Jon Mends.....	2002-05	rrrrRrrrr		Vytas Sulskis	2007-10	Bob Ziak.....	1971-72
Jim Merchant	1954-55	Hank Raber, Jr.	1993-97	Charles Swalko	1965-67	Joe Ziak.....	1968-71
Gregg Merrill.....	1969-72	Brian Radakovich.....	2001-05	Bill Swift	1954-55	Bill Zimmer.....	1947-48
Lou Meuhlbauer	1946-50	Ricardo Ragland.....	1978-79	Stanley Sylak	1935-38	Ken Zinz.....	1965-66
Al Meyers.....	1938-39	Russ Ramage.....	1932-33				
John Mihalenko	1959-61	Lindsay Randall	1968-71	ttttTtttt			
John Milliken.....	1959-60	Clarence Ray	1987-89	Steve Taczak	1975-78		
		Zack Rebillot.....	2006-10	Frank Tavalario.....	1954-55		



ALL-TIME SERIES RECORDS

Team	Record	First Meeting	Recent Meeting
Adrian	1-3	1932-33	1955-56
Air Force	1-1	1991-92	1992-93
Akron	31-54	1937-38	2008-09
Alabama	0-1	1984-85	1984-85
Alabama State	2-0	1984-85	1990-91
Alderson-Broaddus	8-0	1960-61	1967-68
Allegheny	3-3	1930-31	1935-36
Alliance	48-7	1938-38	1976-77
Alma	3-0	1959-60	1961-62
Alumni	4-0	1932-33	1937-38
Anderson	1-1	1957-58	1958-59
Ashland	15-10	1939-40	1986-87
Auburn	0-1	1983-84	1983-84
Austin Peay	8-6	1981-82	1987-88
Baldwin-Wallace	22-22	1946-47	1972-73
Ball State	1-0	1983-84	1983-84
Baltimore	1-0	1977-78	1977-78
Bellarmine	5-4	1976-77	1984-85
Belmont Abbey	1-0	1967-68	1967-68
Bluffton	1-0	1990-91	1990-91
Boston College	0-1	2000-01	2000-01
Boston	0-2	2003-04	2004-05
Bowling Green	2-9	1938-39	2004-05
Brooklyn	3-0	1984-85	1988-89
Bucknell	1-0	1986-87	1986-87
Buffalo	13-12	1962-63	2008-09
Buffalo State	5-3	1965-66	1977-78
Butler	2-18	1982-83	2009-10
Butler Paulists	0-1	1930-31	1930-31
California (Pa.)	1-0	1928-29	1928-29
California-Haywood	1-0	1974-75	1974-75
UCLA	0-1	2007-08	2007-08
California-Riverside	0-1	2009-10	2009-10
Canisius	0-3	1940-41	2006-07
Capital	1-0	1935-36	1935-36
Carnegie Tech	3-4	1929-30	1955-56
Case Western Reserve	5-2	1946-47	1955-56
CCNY	1-0	1976-77	1976-77
Central Connecticut State	3-4	1993-94	1996-97
Central Florida	1-0	1996-97	1996-97
Central Michigan	1-4	1985-86	2006-07
Central State	7-7	1956-57	1998-99
Charlotte	0-1	2008-09	2008-09
Cheyney	2-2	1969-70	1980-81
Chicago State	13-8	1988-89	2001-02
Christian Brothers	0-1	1959-60	1959-60
Cincinnati	0-3	1993-94	2000-01
Citadel	0-1	1990-91	1990-91
Clarion	6-4	1927-28	2000-01
Clemson	0-1	1988-89	1988-89
Cleveland State/Fenn	36-37	1930-31	2009-10
Coastal Carolina	1-1	1990-91	1990-91
Colby	0-1	1952-53	1952-53
Columbia	1-0	1982-83	1982-83
Coppin State	0-2	1991-92	1991-92
Cortland Teachers	1-0	1939-40	1939-40
Culver Stockton	1-0	1958-59	1958-59
Davis & Elkins	0-2	1938-39	1938-39
Dayton	4-5	1940-41	1983-84
Defiance	3-1	1939-40	1971-72
Delaware State	4-2	1978-79	1990-91
DePaul	0-2	1960-61	2001-02
Detroit	7-20	1953-54	2009-10
Detroit Tech	2-0	1956-57	1957-58
Drexel	0-2	1991-92	1992-93
Duquesne	2-9	1941-42	2006-07
Dyk	1-0	1991-92	1991-92
Eastern Illinois	5-10	1974-75	1995-96
Eastern Kentucky	8-6	1981-82	2007-08
Eastern Michigan	3-7	1957-58	2005-06
Eastern Montana	1-1	1969-70	1972-73
Eastern Washington	1-0	1987-88	1987-88
Emporia State	1-0	1956-57	1956-57
Evansville	0-1	2001-02	2001-02
Farleigh Dickinson	1-1	1997-98	1998-99
Ferris State	1-0	1983-84	1983-84
Findlay	2-1	1951-52	1958-59
Florida A&M	2-1	1961-62	1986-87
Florida Atlantic	1-0	2000-01	2000-01
Gannon	39-25	1946-47	1982-83
Geneva	31-20	1931-32	2009-10
Georgetown	1-0	1953-54	1953-54
Georgia Southern	0-1	1985-86	1985-86
Georgia State	2-0	1973-74	1974-75
Georgia Tech	0-1	1992-93	1992-93
Glennville State	1-0	1942-42	1941-42
Green Bay	6-21	1992-93	2009-10
Grove City	6-1	1933-34	1942-43
Gustavus Adolphus	1-0	1949-50	1949-50
High Point	2-0	2008-09	2009-10
Hillsdale	15-3	1960-61	1975-76
Hiram	26-5	1928-29	2009-10
Hofstra	0-2	1998-99	1998-99
Houston Baptist	1-0	1988-89	1988-89
Idaho	0-1	1998-99	1998-99
IUC	5-20	1992-93	2009-10
Illinois Wesleyan	8-0	1963-64	1971-72
Indiana (Pa.)	5-9	1928-29	1933-34
Indiana State	0-1	2002-03	2002-03
IPFW	2-2	2001-02	2004-05
IUPUI	8-1	1975-76	2000-01
Ithaca	2-1	1939-40	1963-64
James Madison	2-0	2005-06	2006-07
John Carroll	11-9	1935-36	1957-58
Juniata	1-0	1942-43	1942-43
Kean (Newark State)	1-0	1936-37	1936-37
Kennedy James	0-1	1929-30	1929-30
Kent State	17-26	1928-29	2009-10
Kentucky Wesleyan	0-2	1959-60	1961-62
Kenyon	10-1	1968-69	1995-96
Lakeland	2-0	1962-63	1963-64
LaRoche	1-0	1996-97	1996-97
LaSalle	2-1	1951-52	1983-84
Lawrence Tech	4-0	1955-56	1964-65
Le Moyne	0-1	1963-64	1963-64
Liberty	1-2	1988-89	1990-91
Lincoln	1-0	1960-61	1960-61
Lock Haven	4-0	2004-05	2008-09
Long Island	0-1	1936-37	1936-37
Loyola (Chicago)	11-12	1955-56	2009-10
Maine	2-3	1964-65	1996-97
Malone	3-0	1962-63	1963-64
Mankato State	1-0	1977-78	1977-78
Marietta	10-8	1948-49	1963-64
Marist	1-0	1986-87	1986-87
Marshall	1-6	1947-48	2005-06
UM-Baltimore County	2-0	1989-90	1989-90
UM-Eastern Shore	3-1	1978-79	1982-83
Messiah	1-0	1991-92	1991-92
Mexico City YMCA	1-0	1941-42	1941-42
Michigan	0-4	1984-85	2006-07
Michigan Lutheran	6-2	1964-65	1968-69
Michigan State	0-1	2006-07	2006-07
Middle Tennessee State	7-9	1981-82	1987-88
Milwaukee	5-22	1973-74	2009-10
Minnesota	0-4	1988-89	1991-92
Missouri	0-1	1981-82	1981-82
Missouri State (SMS)	1-1	1965-66	2004-05
UMKC	13-7	1988-89	2002-03
Missouri-Rolla	1-0	1974-75	1974-75
Montana	0-2	1998-99	1999-00
Morehead State	6-12	1981-82	1990-91
Morgan State	1-0	1985-86	1985-86
Morris Harvey	2-0	1960-61	1960-61
Mount Union	11-12	1928-29	1978-79
Murray State	4-11	1981-82	1994-95
Muskingum	15-8	1941-42	1967-68
Nebraska-Omaha	0-4	1974-75	1975-76
New Hampshire	3-0	1960-61	1974-75
Niagara	5-7	1957-58	2003-04
Nicholls State	1-0	1989-90	1989-90
Northeastern Illinois	6-7	1989-90	1997-98
Northern Arizona	0-1	1946-47	1946-47
Northern Illinois	1-3	1992-93	1993-94
Northern Iowa	7-4	1976-77	2000-01
Northern Kentucky	6-2	1975-76	1980-81
Northern Michigan	2-4	1978-79	1980-81
Northern (S.D.) State	1-0	1958-59	1958-59
UNC-Wilmington	2-1	1982-83	1983-84
North Texas State	0-1	1985-86	1985-86
Northwestern	0-4	1992-93	1995-96
Notre Dame	0-2	1996-97	2007-08
Oakland	3-5	1998-99	2003-04
Oberlin	3-2	1927-28	1935-36
Ohio	4-14	1940-41	1993-94
Ohio Chiropody	3-5	1928-29	1938-39
Ohio Dominican	4-0	1971-72	1983-84
Ohio State	0-3	1982-83	2006-07
Ohio Wesleyan	1-0	1971-72	1983-84
Oral Roberts	5-7	1997-98	2000-01
Parsons	1-0	1964-65	1964-65
Philadelphia Textile	9-7	1962-63	1980-81
Pittsburgh	1-6	1971-72	2009-10
Pittsburgh-Bradford	1-0	1991-92	1991-92
Pittsburgh-Johnstown	0-1	1991-92	1991-92
Point Park	1-0	1990-91	1990-91
Prairie View A&M	0-1	1988-89	1988-89
Purdue	0-1	1983-84	1983-84
Quincy (Ill.)	2-2	1957-58	1964-65
Radford	2-1	1987-88	1991-92
Randolph-Macon	1-1	1965-66	1976-77
Rider	0-2	1935-36	1936-37
Rio Grande	1-0	1947-48	1947-48
Robert Morris	4-7	1989-90	2009-10
Rockhurst	1-0	1958-59	1958-59
Saint Francis (Pa.)	14-22	1931-32	2008-09
Saint Joseph's (Ind.)	1-1	1974-75	1976-77
Saint Louis	0-5	1985-86	1988-89
St. Bonaventure	1-6	1939-40	2005-06
St. John's (N.Y.)	0-1	1986-87	1986-87
St. Joseph's (Pa.)	1-0	1941-42	1941-42
St. Lawrence	0-2	1938-39	1939-40
St. Mary's (Calif.)	0-2	1973-74	1998-99
St. Mary's (Mich.)	1-0	1985-86	1985-86
St. Norbert	1-0	1968-69	1968-69
St. Peter's (N.J.)	2-2	1992-93	2009-10
St. Thomas Aquinas (N.Y.)	0-1	1935-36	1935-36
St. Vincent	36-21	1929-30	1990-91
Saginaw Valley	1-0	1977-78	1977-78
Samford	1-0	1974-75	1974-75
San Diego	1-0	1970-71	1970-71
San Francisco State	3-2	1966-67	1973-74
Siena	1-2	1996-97	2005-06
Shawnee State	1-0	2002-03	2002-03
Slippery Rock	18-8	1931-32	2007-08
South Alabama	1-2	1984-85	1986-87
South Carolina	0-1	1988-89	1988-89
South Carolina State	2-0	1960-61	1986-87
South Florida	0-1	1984-85	1984-85
Southeastern Louisiana	1-2	1987-88	2004-05
Southeast Oklahoma	0-1	1956-57	1956-57
Southern (Calif.) College	1-0	1974-75	1974-75
Southern Illinois	0-1	1959-60	1959-60
SIU-Edwardsville	1-0	1975-76	1975-76
Southern Utah	5-4	1997-98	2000-01
Stetson	1-0	1996-97	1996-97
Steubenville	28-17	1950-51	1979-80
Susquehanna	2-0	1964-65	1965-66
Tennessee (A&I) State	3-8	1958-59	1999-00
UT-Chattanooga	1-0	1999-00	1999-00
Tennessee Tech	8-10	1980-81	1987-88
Texas Southern	1-0	1966-67	1966-67
Thiel	10-4	1927-28	1989-90
Thomas More	2-0	1969-70	1994-95
Toledo	1-18	1941-42	2003-04
Toledo DeSales	2-0	1939-40	1940-41
Toronto	1-0	1968-69	1968-69
Towson	0-2	1990-91	1991-92
Troy State	5-3	1994-95	1997-98
Tulsa	0-1	1984-85	1984-85
Upsula	2-0	1934-35	1935-36
Utica	0-1	1983-84	1983-84
Valparaiso	7-22	1989-90	2009-10
Villa Madonna	4-1	1960-61	1967-68
Walsh	11-1	1964-65	1976-77
Warren	1-1	1932-33	1932-33
Washington & Jefferson	3-8	1934-35	1995-96
Wayne State	3-1	1953-54	1968-69
Waynesburg	5-4	1934-35	1948-49
Weber State	1-0	2007-08	2007-08
West Liberty State	6-6	1932-33	1939-40
West Virginia	0-4	1941-42	1982-83
West Virginia Tech	1-1	1957-58	1958-59
West Virginia Wesleyan	1-0	1977-78	1977-78
Western Illinois	11-21	1957-58	2001-02
Western Kentucky	0-2	1981-82	1981-82
Western Michigan	1-3	1988-89	1999-00
Western New England	1-0	1970-71	1970-71
Westinghouse	1-0	1927-28	1927-28
Westminster	17-29	1928-29	1981-82
Westmont (Calif.)	1-0	1956-57	1956-57
Wilberforce	2-0	1955-56	1975-76
Williamsport	1-0	1934-35	1934-35
Wilmington (Ohio)	2-0	1957-58	1994-95
Wilmerding YMCA	0-2	1936-37	1936-37
UW-Oshkosh	3-0	1967-68	1970-71
UW-Platteville	1-0	1957-58	1957-58
Windsor	3-1	1964-65	1965-66
Wittenberg	0-2	1960-61	1962-63
Wooster	3-0	1964-65	1987-88
Wright State	7-33	1976-77	2009-10
Xavier	0-4	1940-41	2009-10

2010-11 Opponents in Bold



ALL-TIME SCORES

1927-28 2-2

Dec. 14 Thiel L, 24-53
 Jan. 2 Oberlin L, 19-20
 Jan. 14 at Clarion W, 36-16
 Jan. 21 Westinghouse W, 38-32

1928-29 8-2

Dec. 14 Hiram L, 41-43
 Dec. 21 Oberlin W, 12-8
 Dec. 28 Westminster L, 19-32
 Jan. 4 California (Pa.) W, 56-32
 Jan. 5 at Indiana (Pa.) W, 27-18
 Jan. 11 Clarion W, 64-29
 Jan. 12 at Hiram W, 30-24
 Jan. 26 at Ohio Chiroprody W, 42-16
 Jan. 31 at Kent State W, 22-19
 Feb. 1 Indiana (Pa.) W, 42-21

1929-30 6-6

Dec. 20 Westminster L, 16-36
 Dec. 27 Carnegie Tech L, 30-33
 Jan. 3 Mount Union L, 22-31
 Jan. 10 Kent State W, 29-26
 Jan. 15 Clarion W, 41-22
 Jan. 24 St. Vincent W, 22-21
 Jan. 31 at Indiana (Pa.) W, 26-20
 Feb. 1 at Clarion L, 20-25
 Feb. 15 at Kent State W, 32-30
 Feb. 21 at Indiana (Pa.) L, 21-22
 Feb. 22 at St. Vincent W, 21-19
 March 5 Kennedy James L, 24-35

1930-31 1-13

Dec. 19 at Fenn L, 18-35
 Dec. 26 Carnegie Tech L, 15-45
 Jan. 2 at Allegheny L, 17-39
 Jan. 3 Kent State L, 26-32
 Jan. 8 at Butler Paullists L, 17-19
 Jan. 10 at Indiana (Pa.) L, 13-14
 Jan. 17 Hiram L, 19-34
 Jan. 23 Indiana (Pa.) L, 27-37
 Jan. 31 at Kent State L, 20-43
 Feb. 6 St. Vincent L, 29-47
 Feb. 13 at Indiana (Pa.) L, 25-45
 Feb. 14 at St. Vincent L, 30-41
 Feb. 21 Fenn W, 34-32
 Feb. 27 Indiana (Pa.) L, 25-33

1931-32 3-10

Dec. 8 Ohio Chiroprody L, 23-36
 Dec. 12 at Fenn L, 20-21
 Dec. 19 Oberlin L, 9-30
 Dec. 28 Geneva L, 15-54
 Jan. 5 Allegheny L, 21-44
 Jan. 11 at St. Vincent L, 15-29
 Jan. 15 at Indiana (Pa.) L, 12-23
 Jan. 21 at Saint Francis (Pa.) W, 19-15
 Jan. 27 Slippery Rock L, 19-33
 Feb. 2 Indiana (Pa.) W, 35-29
 Feb. 7 Fenn W, 20-16
 Feb. 16 at Slippery Rock L, 16-26
 Feb. 21 St. Vincent L, 15-28

1932-33 3-11

Dec. 9 Hiram W, 34-25
 Dec. 16 at Allegheny L, 24-34
 Dec. 22 at Ohio Chiroprody L, 34-36
 Dec. 29 at Westminster L, 15-47

Dec. 30 Alumni W, 42-33
 Jan. 3 Adrian L, 27-36
 Jan. 7 at Indiana (Pa.) L, 23-25
 Jan. 13 Warren W, 46-34
 Jan. 23 at Warren L, 24-38
 Jan. 27 Slippery Rock L, 24-38
 Feb. 9 at West Liberty State L, 28-33
 Feb. 15 at Slippery Rock L, 27-45
 Feb. 18 Ohio Chiroprody L, 32-51
 Feb. 24 Indiana (Pa.) L, 32-34

1933-34 6-8

Dec. 13 Slippery Rock L, 29-30
 Dec. 15 at Indiana (Pa.) L, 28-33
 Dec. 16 Allegheny W, 27-26
 Dec. 19 Grove City L, 29-30
 Dec. 20 at Oberlin W, 44-27
 Dec. 29 Alumni W, 27-19
 Jan. 6 at Indiana (Pa.) W, 29-26
 Jan. 12 West Liberty State W, 28-12
 Jan. 13 at St. Vincent L, 15-21
 Jan. 23 Slippery Rock L, 28-34
 Jan. 28 at West Liberty State W, 39-28
 Feb. 2 at Geneva L, 26-40
 Feb. 10 at Hiram L, 30-33
 Feb. 13 St. Vincent L, 29-37

1934-35 11-9

Dec. 1 Ohio Chiroprody L, 31-33
 Dec. 8 Washington & Jefferson W, 32-23
 Dec. 11 at Thiel L, 28-30
 Dec. 13 at Geneva L, 33-45
 Dec. 17 at Waynesburg L, 16-23
 Dec. 19 at Allegheny W, 33-29
 Dec. 29 at Fenn W, 37-23
 Jan. 4 at Grove City W, 18-16
 Jan. 11 at West Liberty State L, 35-36
 Jan. 12 at St. Vincent L, 18-33
 Jan. 16 Thiel W, 41-40
 Jan. 19 West Liberty State L, 31-34
 Jan. 25 Geneva L, 24-32
 Feb. 2 at Ohio Chiroprody W, 29-27
 Feb. 8 St. Vincent W, 40-34
 Feb. 16 Fenn L, 32-42
 Feb. 19 Hiram W, 35-19
 Feb. 27 Waynesburg W, 35-34
 March 1 Williamsport W, 24-20
 March 2 at Upsula W, 27-26

1935-36 8-11

Dec. 12 at Mount Union L, 24-30
 Dec. 18 at Allegheny W, 24-14
 Dec. 21 Oberlin W, 36-31
 Dec. 28 Alumni W, 41-17
 Jan. 4 at Westminster L, 17-42
 Jan. 9 West Liberty State L, 46-48
 Jan. 10 at Grove City W, 37-35
 Jan. 14 Thiel L, 29-34
 Jan. 25 St. Vincent L, 36-49
 Jan. 31 Westminster L, 19-45
 Feb. 7 John Carroll W, 70-27
 Feb. 8 at Fenn L, 23-28
 Feb. 10 at Hiram W, 35-26
 Feb. 12 Upsula W, 51-20
 Feb. 14 at Thiel L, 32-34
 Feb. 22 Capital W, 29-25
 Feb. 27 at St. Vincent L, 35-48
 Feb. 28 at St. Thomas Aquinas L, 31-41
 Feb. 29 at Rider L, 29-36

1936-37 8-10

Dec. 10 Mount Union L, 22-23
 Dec. 16 at Westminster L, 16-38
 Dec. 18 Geneva W, 28-24
 Jan. 8 at West Liberty State W, 40-34
 Jan. 9 at St. Vincent L, 19-37
 Jan. 12 Hiram W, 40-24
 Jan. 16 Fenn W, 34-27
 Jan. 22 Thiel W, 35-25
 Jan. 30 Westminster L, 23-45
 Feb. 6 Wilmerding YMCA L, 31-35
 Feb. 9 at Long Island L, 24-61
 Feb. 10 at Newark W, 41-32
 Feb. 12 at Rider L, 27-36
 Feb. 13 at Wilmerding YMCA L, 27-54
 Feb. 16 at Thiel W, 44-41
 Feb. 19 St. Vincent L, 35-41
 Feb. 26 at Grove City W, 39-30
 March 6 Washington & Jefferson L, 27-37

1937-38 11-9

Dec. 7 at Wash. & Jefferson L, 11-61
 Dec. 9 at Kent L, 27-41
 Dec. 11 at Akron L, 16-23
 Dec. 16 Geneva W, 38-32
 Jan. 5 Alumni W, 47-25
 Jan. 7 at West Liberty State L, 29-30
 Jan. 9 at St. Vincent L, 25-37
 Jan. 11 at Grove City W, 40-37
 Jan. 13 Ohio Chiroprody W, 47-28
 Jan. 19 Hiram W, 33-27
 Jan. 21 Thiel W, 36-26
 Feb. 4 Alliance W, 50-31
 Feb. 9 Akron W, 32-31
 Feb. 11 St. Vincent L, 32-46
 Feb. 12 at Hiram W, 44-27
 Feb. 15 at Thiel W, 44-27
 Feb. 17 at Westminster L, 27-55
 Feb. 22 Alliance W, 38-36
 Feb. 23 West Liberty State L, 35-36
 Feb. 25 Westminster L, 32-45

1938-39 6-12

Dec. 14 at Mount Union L, 19-27
 Dec. 18 Davis & Elkins L, 18-47
 Dec. 20 at Geneva L, 30-45
 Jan. 8 Washington & Jefferson L, 28-41
 Jan. 9 at Hiram L, 32-34
 Jan. 17 at West Liberty State W, 36-34
 Jan. 18 at Davis & Elkins L, 36-51
 Jan. 28 West Liberty State W, 34-16
 Feb. 1 Westminster L, 38-41
 Feb. 3 at Ohio Chiroprody L, 23-25
 Feb. 7 at Thiel W, 39-35
 Feb. 8 St. Lawrence L, 37-45
 Feb. 11 at St. Vincent L, 27-42
 Feb. 14 Thiel W, 39-25
 Feb. 16 Bowling Green L, 27-33
 Feb. 23 Hiram W, 45-22
 Feb. 24 at Westminster L, 41-56
 March 4 St. Vincent W, 47-37

1939-40 9-9

Dec. 7 at Ashland L, 30-39
 Dec. 8 at Toledo DeSales W, 42-40
 Dec. 9 at Bowling Green W, 37-31
 Dec. 16 Hiram W, 38-37
 Dec. 20 Defiance W, 51-46
 Jan. 6 at Cortland Teachers W, 28-26
 Jan. 8 at St. Lawrence L, 39-47
 Jan. 9 at Ithaca L, 38-47


Jan. 10 at St. Bonaventure L, 35-40
 Jan. 13 Ashland L, 28-37
 Jan. 18 West Liberty State W, 63-51
 Jan. 20 at Westminster L, 53-55
 Feb. 3 at Waynesburg L, 38-54
 Feb. 8 Westminster L, 37-44
 Feb. 17 at Hiram W, 48-40
 Feb. 20 Saint Francis (Pa.) W, 46-28
 Feb. 24 St. Vincent L, 38-39
 Feb. 28 at Geneva W, 48-45

1940-41 14-8

Dec. 4 at Wash. & Jefferson L, 43-55
 Dec. 6 at Ohio L, 25-41
 Dec. 7 at Xavier L, 44-58
 Dec. 11 Hiram W, 59-48
 Dec. 13 Carnegie Tech W, 47-41
 Dec. 21 Dayton W, 53-40
 Jan. 4 at Westminster L, 29-42
 Jan. 9 Toledo DeSales W, 62-50
 Jan. 17 at St. Bonaventure L, 33-53
 Jan. 18 at Canisius L, 47-51
 Jan. 25 Ithaca W, 32-30
 Jan. 30 Kent State W, 46-33
 Feb. 1 at Akron L, 28-62
 Feb. 3 Geneva W, 44-43
 Feb. 5 Thiel W, 52-35
 Feb. 7 at Saint Francis (Pa.) W, 62-58
 Feb. 11 Waynesburg W, 53-47
 Feb. 15 Akron W, 43-39
 Feb. 19 Westminster L, 48-49
 Feb. 21 at Kent State W, 56-49
 Feb. 25 at Thiel W, 74-58
 Feb. 26 at Hiram W, 64-40

1941-42 9-12

Dec. 5 Glenville State W, 43-30
 Dec. 10 Hiram W, 69-27
 Dec. 12 at Duquesne L, 22-43
 Dec. 18 Washington & Jefferson L, 32-44
 Dec. 20 Ohio W, 57-46
 Jan. 5 Akron W, 49-42
 Jan. 10 at West Virginia L, 40-50
 Jan. 12 Westminster L, 55-61
 Jan. 17 at Westminster L, 41-54



John Aiken lettered three years at YSU from 1938-41.



ALL-TIME SCORES

Jan. 24 MuskingumW, 57-51
 Jan. 27 at AkronL, 39-57
 Jan. 31 at DaytonW, 44-35
 Feb. 2 Mexico City YMCAW, 74-43
 Feb. 4 Kent StateL, 57-61
 Feb. 6 at ToledoL, 32-88
 Feb. 10 at OhioL, 40-42
 Feb. 18 ToledoL, 43-80
 Feb. 23 GenevaL, 52-55
 Feb. 26 at KentW, 52-39
 Feb. 28 at GenevaL, 47-58
 March 4 St. Joseph's (Pa.)W, 52-51

1942-43 11-5


Dec. 9 at KentW, 56-45
 Dec. 12 at HiramW, 63-37
 Dec. 14 at GenevaW, 46-45
 Dec. 16 Grove CityW, 81-44
 Dec. 19 at ToledoL, 51-76
 Dec. 21 MuskingumL, 38-43
 Jan. 7 at Mount UnionL, 57-70
 Jan. 14 GenevaW, 61-53
 Jan. 21 Bowling GreenW, 56-53
 Jan. 23 at St. VincentW, 63-36
 Jan. 27 KentW, 59-57
 Feb. 3 St. VincentW, 61-46
 Feb. 6 at Grove CityW, 56-43
 Feb. 11 JuniataW, 55-50
 Feb. 13 at Wash. & JeffersonL, 29-61
 Feb. 17 ToledoL, 39-62

1946-47 13-10 • NAIA

Dec. 7 at GenevaL, 52-54
 Dec. 11 DaytonW, 53-36
 Dec. 14 at GannonW, 59-49
 Dec. 18 John CarrollW, 57-53
 Dec. 28 DuquesneL, 47-53
 Dec. 30 at DaytonL, 54-55
 Jan. 1 KentW, 66-57
 Jan. 6 MuskingumW, 50-48
 Jan. 8 Case WesternL, 41-51
 Jan. 11 at KentW, 66-57
 Jan. 18 at St. BonaventureW, 58-50
 Jan. 22 AkronL, 41-71
 Jan. 25 at Saint Francis (Pa.)W, 52-48
 Jan. 29 Baldwin-WallaceW, 59-55
 Feb. 5 at John CarrollW, 60-52
 Feb. 7 at Bowling GreenL, 52-60
 Feb. 11 GenevaW, 63-52
 Feb. 12 St. VincentW, 59-49
 Feb. 19 Saint Francis (Pa.)L, 49-56
 Feb. 22 WaynesburgL, 51-61
 Feb. 25 St. VincentW, 71-46
 March 1 Washington & Jefferson ...L, 61-64
 March 4 Northern Arizona^L, 45-49
 ^NAIA National Tournament (Kansas City, Mo.)

1947-48 10-14 • NAIA

Dec. 13 at DaytonL, 43-50
 Dec. 15 GannonW, 62-45
 Dec. 17 Kent StateL, 53-58
 Dec. 19 at John CarrollW, 61-55
 Dec. 31 Muskingum^L, 49-76
 Jan. 1 Kent^L, 68-70
 Jan. 5 WaynesburgW, 67-54
 Jan. 7 AkronL, 55-66
 Jan. 10 DuquesneL, 45-53
 Jan. 17 at FennW, 54-43
 Jan. 20 at KentL, 53-87
 Jan. 21 John CarrollW, 81-54
 Jan. 24 at Baldwin-WallaceL, 53-58
 Jan. 28 at MarshallL, 77-78



Ronald Allen (1961-64) played Major League Baseball for the St. Louis Cardinals.

Jan. 29 at Rio GrandeW, 78-63
 Jan. 31 Bowling GreenL, 26-75
 Feb. 6 at AllianceW, 58-50
 Feb. 11 Washington & JeffersonW, 59-57
 Feb. 13 at Mount UnionL, 37-45
 Feb. 18 Baldwin-WallaceL, 59-68
 Feb. 21 at GannonL, 57-58
 Feb. 25 at WaynesburgW, 57-56
 March 3 at Saint Francis (Pa.)L, 45-53
 March 5 at Case WesternW, 68-51
 ^Youngstown Tournament

1948-49 9-14 • NAIA

Dec. 6 Saint Francis (Pa.)W, 58-43
 Dec. 12 at Baldwin-WallaceL, 49-64
 Dec. 15 HiramW, 52-40
 Dec. 18 MariettaL, 56-63
 Dec. 22 FennW, 51-44
 Dec. 23 Mount UnionW, 57-50
 Dec. 28 KentL, 59-67
 Jan. 5 at AkronL, 57-78
 Jan. 8 at GannonW, 60-50
 Jan. 10 St. BonaventureL, 38-56
 Jan. 12 WaynesburgW, 61-43
 Jan. 14 at MarshallL, 55-62
 Jan. 19 John CarrollW, 64-59
 Jan. 24 KentL, 52-63
 Feb. 2 MarshallL, 60-83
 Feb. 5 DuquesneL, 41-55
 Feb. 7 at WaynesburgL, 51-64
 Feb. 12 at Mount UnionL, 28-33
 Feb. 14 GannonW, 72-60
 Feb. 16 Baldwin-WallaceL, 61-74
 Feb. 19 at AllianceW, 69-36
 Feb. 22 at John CarrollL, 53-65
 Feb. 25 at HiramL, 64-70

1949-50 3-20 • NAIA

Dec. 3 at Baldwin-WallaceL, 46-66
 Dec. 5 at GenevaL, 47-62
 Dec. 6 Gustavus AdolphusW, 59-46
 Dec. 10 at Wash. & JeffersonL, 42-60
 Dec. 14 at XavierL, 46-68

Dec. 17 vs. Marietta^L, 61-72
 Dec. 19 MarshallL, 64-71
 Dec. 28 KentW, 75-74
 Dec. 29 Mount UnionL, 47-49
 Jan. 4 XavierL, 59-70
 Jan. 6 at MarshallW, 81-76
 Jan. 9 John CarrollL, 61-62
 Jan. 11 at KentL, 43-55
 Jan. 13 at MariettaL, 82-83
 Jan. 14 at MuskingumL, 56-89
 Jan. 18 AkronL, 74-90
 Jan. 21 at Saint Francis (Pa.)L, 74-77
 Jan. 27 DuquesneL, 49-69
 Feb. 1 Baldwin-WallaceL, 59-67
 Feb. 2 at DaytonL, 61-74
 Feb. 8 KentL, 60-74
 Feb. 15 at Mount UnionL, 37-46
 Feb. 18 at GannonL, 59-74
 ^Farrell, Pa.

1950-51 16-7 • NAIA

Dec. 6 AllianceW, 73-46
 Dec. 9 at Baldwin-WallaceL, 63-69
 Dec. 16 vs. Marietta^W, 74-55
 Dec. 18 OhioW, 73-64
 Dec. 20 Muskingum &W, 81-76
 Dec. 21 Geneva &W, 74-57
 Dec. 27 FennW, 61-56
 Jan. 3 St. BonaventureL, 50-67
 Jan. 6 at AkronW, 66-57
 Jan. 8 GannonW, 83-43
 Jan. 13 at SteubenvilleW, 84-49
 Jan. 15 Saint Francis (Pa.)L, 72-74
 Jan. 17 MuskingumL, 55-65
 Jan. 24 Baldwin-WallaceL, 61-74
 Jan. 26 GenevaW, 92-68
 Jan. 31 Mount UnionW, 77-69
 Feb. 2 at MariettaL, 46-55
 Feb. 5 DaytonW, 76-73
 Feb. 7 at KentL, 55-57
 Feb. 10 at AllianceW, 87-38
 Feb. 12 John CarrollW, 72-53
 Feb. 13 at Slippery RockW, 79-61
 Feb. 17 at FennW, 75-58
 ^Farrell, Pa.
 & Youngstown Tournament

1951-52 16-7 • NAIA

Dec. 8 at Baldwin-WallaceL, 59-60
 Dec. 10 AllianceW, 89-29
 Dec. 12 Case WesternW, 76-65
 Dec. 14 at John CarrollL, 53-72
 Dec. 19 GenevaL, 60-76
 Dec. 29 DuquesneL, 42-79
 Jan. 2 AkronW, 83-75
 Jan. 5 at FennW, 74-48
 Jan. 7 John CarrollW, 88-70
 Jan. 9 SteubenvilleW, 69-46
 Jan. 12 at GenevaW, 63-61
 Jan. 14 FennW, 76-39
 Jan. 18 at MuskingumW, 59-57
 Jan. 19 at MariettaW, 92-76
 Jan. 22 at Mount UnionW, 51-50
 Jan. 24 KentL, 70-71
 Jan. 26 at St. BonaventureL, 50-76
 Jan. 30 Baldwin-WallaceW, 84-82
 Feb. 2 at AllianceW, 86-62
 Feb. 5 LaSalleW, 68-57
 Feb. 7 at GannonW, 51-48
 Feb. 13 Slippery RockW, 65-63
 Feb. 18 FindlayL, 70-72

1952-53 10-14 • NAIA

Dec. 2 at GannonL, 72-78
 Dec. 4 AllianceL, 55-68
 Dec. 6 at Baldwin-WallaceL, 72-90
 Dec. 11 at Case WesternW, 72-68
 Dec. 13 at John CarrollL, 76-91
 Dec. 15 GannonW, 66-54
 Dec. 20 FennW, 72-39
 Dec. 29 ColbyL, 63-67
 Dec. 30 at WestminsterW, 75-69
 Jan. 3 at AkronL, 73-91
 Jan. 7 John CarrollW, 77-69
 Jan. 13 KentL, 65-69
 Jan. 15 MariettaW, 83-79
 Jan. 17 at WestminsterL, 72-75
 Jan. 21 Mount UnionW, 72-62
 Jan. 28 GenevaL, 63-96
 Jan. 31 at AllianceW, 81-64
 Feb. 3 GenevaL, 80-87
 Feb. 10 at Slippery RockL, 57-81
 Feb. 12 Baldwin-WallaceL, 86-96
 Feb. 14 MuskingumW, 91-87
 Feb. 18 WestminsterL, 86-93
 Feb. 20 Carnegie TechW, 69-67
 Feb. 28 at LaSalleL, 41-94

1953-54 11-16 • NAIA

Dec. 3 at MuskingumW, 68-66
 Dec. 5 at Baldwin-WallaceL, 60-80
 Dec. 7 at John CarrollL, 61-76
 Dec. 9 GenevaL, 66-77
 Dec. 12 at DetroitL, 65-101
 Dec. 15 at WestminsterL, 51-91
 Dec. 17 at SteubenvilleL, 67-76
 Dec. 28 Baldwin-Wallace^W, 82-71
 Dec. 29 Westminster^L, 63-76
 Dec. 30 Muskingum^L, 63-76
 Jan. 6 KentW, 76-69
 Jan. 9 GannonL, 78-80
 Jan. 11 at AllianceW, 79-60
 Jan. 14 at MariettaL, 78-96
 Jan. 20 at Mount UnionL, 62-64
 Jan. 23 GenevaL, 75-96
 Jan. 28 GeorgetownW, 78-74
 Jan. 30 AkronW, 80-74
 Feb. 1 AllianceW, 90-79
 Feb. 2 Baldwin-WallaceW, 89-73
 Feb. 8 John CarrollL, 75-90
 Feb. 10 Slippery RockW, 78-46
 Feb. 13 at FennW, 104-55
 Feb. 17 WestminsterL, 87-94
 Feb. 20 at Carnegie TechL, 53-71
 Feb. 22 Case WesternW, 87-81
 Feb. 24 at Wayne StateL, 74-77
 ^Youngstown Tournament

1954-55 10-17 • NAIA

Dec. 4 at Baldwin-WallaceL, 67-74
 Dec. 7 at KentL, 87-88
 Dec. 11 MuskingumW, 72-69
 Dec. 13 Wayne StateW, 68-65
 Dec. 16 Mount UnionW, 69-60
 Dec. 18 MariettaL, 70-83
 Dec. 29 Westminster^L, 67-99
 Dec. 30 Geneva^W, 82-74
 Jan. 3 at AdrianL, 79-80
 Jan. 8 St. VincentW, 90-72
 Jan. 11 at GannonW, 71-68
 Jan. 13 SteubenvilleL, 57-71
 Jan. 15 at AllianceW, 87-81
 Jan. 20 WestminsterL, 75-85
 Jan. 27 John CarrollL, 80-93
 Jan. 29 GenevaL, 89-104



ALL-TIME SCORES

Jan. 31 Alliance.....W, 95-76
 Feb. 3 Baldwin-Wallace.....L, 89-98
 Feb. 5 Akron.....L, 84-92
 Feb. 9 St. Vincent.....L, 60-81
 Feb. 12 at Slippery Rock.....W, 97-95
 Feb. 14 Westminster.....L, 77-85
 Feb. 17 Carnegie Tech.....W, 92-84
 Feb. 19 at Geneva.....L, 86-99
 Feb. 21 at John Carroll.....L, 95-108
 Feb. 26 at Steubenville.....L, 73-86
 March 1 at Case Western.....L, 84-93
 ^Youngstown Tournament

1955-56 12-14 • NAIA

Dec. 1 at Carnegie Tech.....L, 65-74
 Dec. 3 Case Western.....W, 89-65
 Dec. 5 Steubenville.....W, 80-66
 Dec. 10 Kent.....L, 75-82
 Dec. 12 at John Carroll.....L, 84-96
 Dec. 15 at Marietta.....L, 81-86
 Dec. 17 Adrian.....W, 102-73
 Jan. 4 at Steubenville.....L, 60-83
 Jan. 7 at Geneva.....L, 66-90
 Jan. 11 Westminster.....W, 80-77
 Jan. 14 at Alliance.....W, 82-60
 Jan. 16 St. Vincent.....L, 64-70
 Jan. 18 at Mount Union.....L, 55-56
 Jan. 21 Lawrence Tech.....W, 92-66
 Jan. 23 Gannon.....W, 95-75
 Jan. 25 Baldwin-Wallace.....L, 89-92
 Jan. 28 Geneva.....L, 75-78
 Jan. 30 Loyola (Chicago).....W, 87-81
 Feb. 4 at Adrian.....L, 86-87
 Feb. 8 Akron.....W, 76-74
 Feb. 11 at Westminster.....L, 82-95
 Feb. 13 Wilberforce.....W, 101-65
 Feb. 15 Alliance.....W, 90-70
 Feb. 18 Slippery Rock.....W, 98-80
 Feb. 20 at St. Vincent.....L, 73-75
 Feb. 25 at Baldwin-Wallace.....L, 88-107

1956-57 23-4 • NAIA

Dec. 1 at Baldwin-Wallace.....L, 72-82
 Dec. 5 at Kent.....W, 87-85
 Dec. 8 Marietta.....W, 87-62
 Dec. 12 at Alliance.....W, 89-48
 Dec. 15 John Carroll.....W, 84-73
 Dec. 19 Muskingum.....W, 76-66
 Jan. 5 at Akron.....L, 63-68
 Jan. 7 St. Vincent.....W, 88-63
 Jan. 9 Central State.....W, 80-56
 Jan. 12 at Gannon.....W, 78-50
 Jan. 16 Baldwin-Wallace.....W, 110-90
 Jan. 19 at Mount Union.....W, 84-43
 Jan. 26 at Geneva.....L, 69-79
 Jan. 28 Alliance.....W, 99-58
 Jan. 31 Westminster.....W, 76-66
 Feb. 7 Geneva.....W, 90-75
 Feb. 9 at Westminster.....W, 81-77
 Feb. 13 Steubenville.....W, 78-59
 Feb. 16 at Slippery Rock.....W, 106-68
 Feb. 19 at Lawrence Tech.....W, 101-74
 Feb. 20 at Detroit Tech.....W, 81-67
 Feb. 25 Saint Francis (Pa.).....W, 76-67
 March 4 Defiance.....W, 91-69
 March 5 Steubenville.....W, 59-58
 March 12 Westmont (Calif.)^.....W, 81-75
 March 13 Emporia State^.....W, 80-74
 March 14 SE Oklahoma^.....L, 65-69
 ^NAIA National Tournament
 (Kansas City, Mo.)

1957-58 23-7 • NAIA

Dec. 2 Kent State.....W, 71-61
 Dec. 7 Eastern Michigan.....W, 81-58
 Dec. 11 Alliance.....W, 88-59
 Dec. 13 at Muskingum.....L, 73-77
 Dec. 14 at Marietta.....W, 80-79
 Dec. 18 Akron.....W, 83-70
 Dec. 26 Anderson.....W, 84-71
 Dec. 27 Geneva.....W, 84-69
 Dec. 28 Steubenville.....L, 55-57
 Jan. 2 West Virginia Tech.....W, 92-91
 Jan. 8 Baldwin-Wallace.....W, 82-74
 Jan. 11 at Central State.....W, 60-54
 Jan. 13 at Steubenville.....L, 57-85
 Jan. 16 at St. Vincent.....L, 67-99
 Jan. 25 at Baldwin-Wallace.....W, 70-59
 Jan. 27 Gannon.....L, 77-86
 Jan. 30 at Westminster.....W, 79-55
 Feb. 1 Niagara.....W, 57-55
 Feb. 3 at Alliance.....W, 92-50
 Feb. 8 Geneva.....W, 61-60
 Feb. 12 Westminster.....W, 92-65
 Feb. 15 Detroit Tech.....W, 72-60
 Feb. 17 at John Carroll.....W, 99-93
 Feb. 21 at Saint Francis (Pa.).....L, 52-55
 Feb. 26 at Geneva.....W, 71-55
 March 4 Findlay.....W, 99-72
 March 5 Wilmington.....W, 80-59
 March 11 Quincy (Ill.)^.....W, 88-68
 March 12 UW-Platteville^.....W, 74-63
 March 13 Western Illinois^.....L, 67-70
 ^NAIA Tipoff Tournament
 ^NAIA National Tournament
 (Kansas City, Mo.)

1958-59 19-9 • NAIA

Dec. 1 at Kent.....L, 51-53
 Dec. 6 at Eastern Michigan.....W, 71-62
 Dec. 8 at Alliance.....W, 91-58
 Dec. 10 Muskingum.....W, 85-60
 Dec. 13 at Akron.....L, 66-79
 Dec. 15 Culver Stockton.....W, 108-81
 Dec. 18 St. Vincent.....W, 103-72
 Dec. 20 Marietta.....W, 112-56
 Dec. 27 vs. Rockhurst.....W, 77-71
 Dec. 29 vs. Tennessee State.....L, 73-103
 Dec. 30 at Quincy (Ill.)&.....L, 90-96
 Jan. 5 Geneva.....W, 96-72
 Jan. 7 Saint Francis (Pa.).....W, 87-78
 Jan. 12 Central State.....W, 84-78
 Jan. 14 Baldwin-Wallace.....W, 106-82
 Jan. 26 at Geneva.....W, 85-83
 Jan. 31 Mount Union.....W, 71-59
 Feb. 2 at Gannon.....W, 88-64
 Feb. 7 at West Virginia Tech.....L, 77-93
 Feb. 14 at Niagara.....L, 64-79
 Feb. 18 at Alliance.....W, 95-63
 Feb. 21 at Saint Francis (Pa.).....L, 80-91
 Feb. 23 Anderson.....L, 69-71
 Feb. 28 at Baldwin-Wallace.....W, 91-80
 March 2 Findlay.....W, 103-65
 March 3 Baldwin-Wallace.....W, 97-77
 March 10 Northern (S.D.) State^.....W, 85-76
 March 11 Tennessee State^.....L, 80-89
 ^NAIA Holiday Tournament (Quincy, Ill.)
 ^NAIA National Tournament
 (Kansas City, Mo.)

1959-60 11-14 • NAIA

Dec. 1 at Kent State.....L, 81-87
 Dec. 5 Alma.....W, 81-55
 Dec. 12 Baldwin-Wallace.....W, 89-60
 Dec. 14 at Alliance.....W, 75-65



Bill Johnson led YSU in assists in 1970-71 and 1971-72.

Dec. 16 St. Vincent.....W, 79-69
 Dec. 19 at St. Francis (Pa.).....L, 66-102
 Dec. 28 vs. Southern Illinois%.....L, 66-85
 Dec. 29 vs. Christian Brothers%.....L, 58-59
 Dec. 30 at Quincy (Ill.)%.....L, 85-89
 Jan. 6 Gannon.....W, 96-59
 Jan. 9 at Alma.....W, 88-51
 Jan. 11 Steubenville.....W, 79-69
 Jan. 13 Kent.....W, 78-73
 Jan. 16 at Baldwin-Wallace.....W, 67-60
 Jan. 23 Kentucky Wesleyan.....L, 72-81
 Jan. 30 at Tennessee State.....L, 76-104
 Feb. 1 Alliance.....L, 58-60
 Feb. 6 at Marietta.....W, 61-50
 Feb. 10 Saint Francis (Pa.).....L, 70-89
 Feb. 13 at St. Vincent.....L, 56-64
 Feb. 15 Tennessee State.....L, 71-94
 Feb. 17 Akron.....L, 76-97
 Feb. 20 at Muskingum.....L, 82-90
 Feb. 22 at Steubenville.....L, 40-42
 Feb. 24 at Gannon.....W, 68-65
 %NAIA Holiday Tournament (Quincy, Ill.)

1960-61 21-7 • Division II

Dec. 1 Ashland.....W, 95-84
 Dec. 3 at Ohio.....L, 74-87
 Dec. 8 Lincoln.....W, 103-61
 Dec. 10 at Villa Madonna.....W, 92-85
 Dec. 14 at St. Vincent.....W, 60-59
 Dec. 17 Marietta.....W, 82-72
 Dec. 19 vs. Morris Harvey%.....W, 104-77
 Dec. 20 at Akron%.....L, 63-79
 Jan. 2 New Hampshire.....W, 89-70
 Jan. 4 Muskingum.....W, 76-59
 Jan. 7 Alderson-Broaddus.....W, 98-82
 Jan. 9 Morris Harvey.....W, 83-74
 Jan. 11 at Central State.....W, 88-72
 Jan. 13 at Steubenville.....W, 58-53
 Jan. 21 at Saint Francis (Pa.).....L, 56-77
 Jan. 26 Gannon.....W, 90-72
 Jan. 28 at Baldwin-Wallace.....L, 64-74
 Feb. 1 Hillsdale.....W, 103-66

Feb. 4 St. Vincent.....W, 104-67
 Feb. 8 Alliance.....W, 87-51
 Feb. 11 Steubenville.....W, 74-73
 Feb. 13 at Gannon.....W, 84-76
 Feb. 15 Baldwin-Wallace.....W, 82-61
 Feb. 20 Saint Francis (Pa.).....W, 75-71
 Feb. 22 at Alliance.....L, 49-64
 Feb. 27 at DePaul.....L, 55-78
 March 10 vs. Wittenberg^.....L, 28-43
 March 11 vs. S. Carolina State^.....W, 96-82
 %Akron Tournament (Akron, Ohio)
 ^Division II Mideast Regional
 (Crawfordsville, Ind.)

1961-62 16-12 • Division II

Dec. 2 at Ashland.....L, 71-76
 Dec. 4 Alma.....W, 101-64
 Dec. 6 at Geneva.....L, 77-83
 Dec. 9 Villa Madonna.....W, 75-68
 Dec. 11 at Alderson-Broaddus.....W, 69-51
 Dec. 14 St. Vincent.....W, 91-72
 Dec. 16 at Saint Francis (Pa.).....L, 63-71
 Jan. 3 Saint Francis (Pa.).....L, 57-73
 Jan. 6 at Gannon.....W, 62-61
 Jan. 8 Akron.....W, 63-46
 Jan. 10 Central State.....W, 72-67
 Jan. 13 Steubenville.....L, 61-68
 Jan. 20 at Muskingum.....W, 74-64
 Jan. 22 Baldwin-Wallace.....W, 61-52
 Jan. 25 at Kentucky Wesleyan.....L, 72-100
 Jan. 27 at Marietta.....L, 79-82
 Jan. 31 Hillsdale.....L, 62-63
 Feb. 3 Ohio.....L, 58-63
 Feb. 7 at Alliance.....L, 63-80
 Feb. 10 at Steubenville.....W, 60-52
 Feb. 12 Geneva.....W, 72-53
 Feb. 14 Gannon.....W, 57-47
 Feb. 17 at St. Vincent.....W, 60-56
 Feb. 19 Alliance.....W, 78-69
 Feb. 21 at Hillsdale.....W, 69-60
 Feb. 26 at Baldwin-Wallace.....L, 64-66
 March 9 vs. Florida A&M^.....L, 60-74
 March 10 vs. Gannon^.....W, 58-52
 ^NCAA Division II Regional (Akron, Ohio)

1962-63 18-9 • Division II

Dec. 1 Ashland.....L, 51-66
 Dec. 3 Malone.....W, 64-45
 Dec. 5 Geneva.....W, 66-38
 Dec. 8 at Hillsdale.....W, 76-42
 Dec. 12 Alderson-Broaddus.....W, 83-45
 Dec. 14 at Akron.....L, 55-63
 Dec. 19 at Geneva%.....W, 65-35
 Dec. 20 vs. Steubenville%.....L, 67-73
 Jan. 9 at Steubenville.....L, 45-63
 Jan. 12 St. Vincent.....W, 70-42
 Jan. 19 at Alliance.....L, 66-75
 Jan. 21 Gannon.....W, 53-48
 Jan. 24 Marietta.....W, 88-51
 Jan. 26 Niagara.....L, 65-82
 Jan. 28 Lakeland.....W, 94-72
 Jan. 30 at Geneva.....W, 58-51
 Feb. 2 Hillsdale.....W, 85-46
 Feb. 4 Muskingum.....W, 86-61
 Feb. 7 Baldwin-Wallace.....W, 60-42
 Feb. 9 Steubenville.....W, 77-49
 Feb. 14 Philadelphia Textile.....L, 50-63
 Feb. 16 at St. Vincent.....W, 83-39
 Feb. 18 Alliance.....W, 68-60
 Feb. 22 at Malone.....W, 70-64
 Feb. 26 at Gannon.....L, 70-72
 March 8 vs. Wittenberg^.....L, 31-38
 March 9 vs. Buffalo^.....W, 65-53
 %Geneva Tournament (Beaver Falls, Pa.)
 ^NCAA Division II Regional (Akron, Ohio)



ALL-TIME SCORES

1963-64

24-3 • Division II

Nov. 30	Malone.....	W, 117-81
Dec. 2	Hillsdale.....	W, 89-47
Dec. 7	Ashland.....	W, 83-49
Dec. 11	Gannon.....	W, 74-44
Dec. 16	at Geneva%	W, 84-48
Dec. 17	vs. Steubenville%	W, 64-48
Dec. 21	Illinois Wesleyan.....	W, 92-65
Dec. 28	Akron.....	W, 101-82
Jan. 4	at Marietta.....	W, 71-50
Jan. 8	at St. Vincent.....	W, 99-51
Jan. 11	Lakeland.....	W, 127-53
Jan. 18	at Baldwin-Wallace.....	W, 74-63
Jan. 22	Steubenville.....	W, 64-61
Jan. 25	at Buffalo.....	W, 66-64
Jan. 27	Alderson-Broaddus.....	W, 93-53
Jan. 29	Geneva.....	W, 127-71
Feb. 1	at Central State.....	L, 69-75
Feb. 4	Lawrence Tech.....	W, 83-75
Feb. 6	at Gannon.....	L, 63-78
Feb. 10	Alliance.....	W, 70-67
Feb. 12	St. Vincent.....	W, 101-62
Feb. 19	at Philadelphia Textile.....	W, 50-49
Feb. 22	at Niagara.....	W, 78-58
Feb. 27	at Geneva.....	W, 77-53
Feb. 29	at Hillsdale.....	W, 60-53
March 6	vs. LeMoyné^.....	L, 53-64
March 7	vs. Ithaca^.....	W, 91-79

%Geneva Tournament (Beaver Falls, Pa.)
^NCAA Division II Regional (Akron, Ohio)

1964-65

20-6 • Division II

Dec. 1	at Ashland.....	W, 43-41
Dec. 3	Quincy (Ill.).....	W, 83-77
Dec. 5	Michigan Lutheran.....	W, 91-61
Dec. 9	Hillsdale.....	W, 96-63
Dec. 12	at Lawrence Tech.....	W, 74-65
Dec. 16	Central State.....	L, 63-84
Dec. 19	Wooster.....	W, 53-51
Dec. 23	Illinois Wesleyan.....	W, 60-55
Dec. 28	Maine.....	W, 81-60
Dec. 30	Windsor.....	W, 88-64
Jan. 4	Baldwin-Wallace.....	W, 83-70
Jan. 6	at Muskingum.....	W, 36-35
Jan. 9	Susquehanna.....	W, 84-69
Jan. 13	at Steubenville.....	L, 48-50
Jan. 16	at Gannon.....	L, 47-48
Jan. 28	Niagara.....	L, 42-55
Jan. 30	Philadelphia Textile.....	W, 104-81
Feb. 4	Alliance.....	W, 83-73
Feb. 6	Parsons.....	W, 91-84
Feb. 8	Steubenville.....	L, 49-62
Feb. 11	at Alderson-Broaddus.....	W, 89-71
Feb. 13	Gannon.....	W, 73-61
Feb. 15	St. Vincent.....	W, 87-63
Feb. 17	at Windsor.....	W, 86-77
Feb. 20	at Walsh.....	W, 95-73
Feb. 24	at Alliance.....	L, 69-78

1965-66

19-7 • Division II

Dec. 1	at Ashland.....	W, 57-47
Dec. 6	Walsh.....	W, 84-54
Dec. 8	at Baldwin-Wallace.....	W, 97-70
Dec. 13	Michigan Lutheran.....	W, 86-62
Dec. 15	Windsor.....	W, 90-67
Dec. 18	Muskingum.....	W, 86-52
Dec. 20	Hiram.....	W, 88-59
Dec. 23	Illinois Wesleyan.....	W, 68-52
Jan. 5	at Alliance.....	W, 65-59
Jan. 8	at Niagara.....	L, 67-87
Jan. 13	SW Missouri State.....	W, 83-70
Jan. 24	Alderson-Broaddus.....	W, 83-66
Jan. 26	Buffalo State.....	W, 87-62

Jan. 29	at Susquehanna.....	W, 92-64
Jan. 31	Gannon.....	L, 70-72
Feb. 5	at Walsh.....	W, 79-55
Feb. 9	Villa Madonna.....	W, 78-62
Feb. 12	at Michigan Lutheran.....	W, 110-66
Feb. 14	Tennessee State.....	L, 52-67
Feb. 17	Alliance.....	W, 65-51
Feb. 19	at Hillsdale.....	L, 66-81
Feb. 23	at Windsor.....	L, 76-94
Feb. 26	at St. Vincent.....	W, 82-63
Feb. 28	at Gannon.....	L, 69-71
March 4	at Akron^.....	L, 63-70
March 5	vs. Randolph Macon^.....	W, 94-63

^NCAA Division II Regional (Akron, Ohio)

1966-67


18-7 • Division II

Dec. 1	Alliance.....	W, 92-67
Dec. 5	Walsh.....	W, 111-51
Dec. 10	at Muskingum.....	L, 73-80
Dec. 12	Texas Southern.....	W, 83-75
Dec. 15	San Francisco State.....	W, 93-71
Dec. 17	Philadelphia Textile.....	L, 70-71
Dec. 20	Hiram.....	W, 99-78
Dec. 23	Illinois Wesleyan.....	W, 97-66
Dec. 30	Baldwin-Wallace.....	W, 102-74
Jan. 5	St. Vincent.....	W, 133-83
Jan. 7	at Gannon.....	L, 75-76
Jan. 10	at Alliance.....	W, 87-72
Jan. 14	at Buffalo State.....	L, 63-67
Jan. 21	Hillsdale.....	W, 86-64
Jan. 25	at Tennessee State.....	L, 56-71
Feb. 1	Michigan Lutheran.....	W, 98-75
Feb. 4	Gannon.....	L, 39-41
Feb. 6	at Alderson-Broaddus.....	W, 79-74
Feb. 8	Geneva.....	W, 78-74
Feb. 11	at Central State.....	W, 71-56
Feb. 13	at Villa Madonna.....	L, 70-84
Feb. 15	Cleveland State.....	W, 102-74
Feb. 18	at Michigan Lutheran.....	W, 85-68
Feb. 22	at Walsh.....	W, 100-64
Feb. 25	at St. Vincent.....	W, 70-60

1967-68

17-8 • Division II

Dec. 2	at Akron.....	L, 57-65
Dec. 7	Villa Madonna.....	W, 94-68



Dave Culliver led YSU in scoring in 1964-65 and 1965-66.

Dec. 9	Muskingum.....	W, 96-72
Dec. 16	Illinois Wesleyan.....	W, 97-83
Dec. 19	Hiram.....	W, 84-64
Dec. 21	UW-Oshkosh.....	W, 88-83
Dec. 23	Belmont Abbey.....	W, 78-71
Dec. 30	Geneva.....	W, 96-79
Jan. 4	Alderson-Broaddus.....	W, 98-86
Jan. 6	at Eastern Michigan.....	L, 58-92
Jan. 13	at Alliance.....	L, 65-67
Jan. 15	Michigan Lutheran.....	W, 75-71
Jan. 20	at Central State.....	L, 60-62
Jan. 24	Buffalo State.....	W, 113-80
Jan. 27	Eastern Michigan.....	W, 68-58
Feb. 3	at Gannon.....	L, 74-78
Feb. 6	Alliance.....	W, 103-73
Feb. 10	at Cleveland State.....	W, 69-66
Feb. 13	at Baldwin-Wallace.....	L, 77-79
Feb. 15	St. Vincent.....	W, 115-73
Feb. 17	at Philadelphia Textile.....	L, 73-95
Feb. 20	Gannon.....	W, 85-83
Feb. 24	at St. Vincent.....	L, 73-80
Feb. 27	Akron.....	W, 71-68
March 2	at Hillsdale.....	W, 87-75

1968-69

19-7 • Division II

Nov. 30	St. Vincent.....	W, 83-71
Dec. 7	Toronto.....	W, 75-51
Dec. 9	Hillsdale.....	W, 97-55
Dec. 14	Philadelphia Textile.....	W, 72-60
Dec. 21	Hiram.....	W, 89-58
Dec. 27	San Francisco State.....	W, 79-66
Dec. 28	Illinois Wesleyan.....	W, 107-93
Jan. 4	Kenyon.....	L, 86-100
Jan. 7	Akron.....	W, 49-41
Jan. 9	Baldwin-Wallace.....	L, 68-74
Jan. 11	Alliance.....	W, 105-84
Jan. 15	Steubenville.....	W, 88-65
Jan. 18	at Akron.....	L, 59-73
Jan. 22	Cleveland State.....	W, 73-68
Jan. 25	at Michigan Lutheran.....	L, 68-87
Jan. 29	at Geneva.....	W, 73-61
Feb. 1	Michigan Lutheran.....	L, 59-73
Feb. 3	St. Norbert.....	W, 92-70
Feb. 5	at Steubenville.....	W, 75-74
Feb. 8	Central State.....	L, 52-53
Feb. 12	Gannon.....	W, 70-67
Feb. 15	at Wayne State.....	W, 79-62
Feb. 19	at Alliance.....	W, 66-53
Feb. 22	at St. Vincent.....	W, 77-76
Feb. 26	Wayne State.....	W, 116-61
March 1	at Gannon.....	L, 70-74

1969-70

22-5 • Division II

Dec. 3	Cleveland State.....	W, 67-48
Dec. 6	St. Vincent.....	W, 91-65
Dec. 11	at Baldwin-Wallace.....	W, 83-69
Dec. 13	Westminster.....	W, 106-74
Dec. 20	at Akron.....	W, 55-48
Dec. 22	Hiram.....	W, 93-43
Dec. 27	Wisconsin-Oshkosh.....	W, 87-81
Dec. 30	Eastern Montana.....	W, 90-76
Jan. 3	Illinois Wesleyan.....	W, 79-64
Jan. 7	Kenyon.....	W, 98-82
Jan. 10	at Hillsdale.....	W, 71-60
Jan. 17	Alliance.....	W, 93-66
Jan. 19	at Cleveland State.....	W, 78-68
Jan. 24	at Westminster.....	W, 86-65
Jan. 26	San Francisco State.....	W, 89-50
Jan. 28	Geneva.....	W, 95-57
Jan. 31	at Steubenville.....	W, 86-52
Feb. 4	Gannon.....	W, 94-64
Feb. 7	at Central State.....	L, 52-67
Feb. 9	at Thomas More.....	L, 59-77
Feb. 14	Akron.....	W, 80-69
Feb. 18	at St. Vincent.....	W, 87-70

Feb. 21	at Alliance.....	W, 82-51
Feb. 24	Steubenville.....	W, 66-56
Feb. 28	at Gannon.....	L, 50-53
March 6	vs. Philadelphia Textile^.....	L, 52-79
March 7	vs. Cheyney State^.....	L, 91-94

^NCAA Division II Midwest Regional (Reading, Pa.)

1970-71

19-6 • Division II

Dec. 2	St. Vincent.....	W, 105-73
Dec. 5	at Geneva.....	W, 89-63
Dec. 12	Westminster.....	W, 79-54
Dec. 19	Kenyon.....	W, 82-58
Dec. 22	Hiram.....	W, 60-35
Dec. 23	at Cleveland State.....	W, 76-55
Dec. 29	Wisconsin-Oshkosh.....	W, 63-56
Jan. 2	Baldwin-Wallace.....	W, 65-59
Jan. 6	Akron.....	L, 73-98
Jan. 9	San Diego.....	W, 75-57
Jan. 14	Gannon.....	W, 88-77
Jan. 16	at Westminster.....	W, 70-61
Jan. 20	at Steubenville.....	L, 57-66
Jan. 23	at Akron.....	L, 71-77
Jan. 26	Defiance.....	W, 89-72
Jan. 28	Alliance.....	W, 74-60
Jan. 30	at Buffalo State.....	L, 52-63
Feb. 3	Cleveland State.....	W, 79-65
Feb. 6	Western New England.....	W, 90-72
Feb. 8	Hillsdale.....	W, 76-53
Feb. 13	Central State.....	L, 48-60
Feb. 16	at Gannon.....	L, 73-75
Feb. 20	at Alliance.....	W, 107-63
Feb. 23	Steubenville.....	W, 85-68
Feb. 27	at St. Vincent.....	W, 86-64

1971-72

22-7 • Division II

Dec. 4	St. Vincent.....	W, 71-53
Dec. 11	Geneva.....	W, 103-59
Dec. 13	Ohio Wesleyan.....	W, 88-57
Dec. 16	Kenyon.....	W, 94-63
Dec. 21	Ohio Dominican.....	W, 97-77
Dec. 23	Illinois Wesleyan.....	W, 85-76
Dec. 29	Western Illinois.....	W, 91-51
Jan. 5	at Akron.....	L, 57-62
Jan. 7	Buffalo State.....	W, 90-61
Jan. 10	at Walsh.....	W, 81-61
Jan. 12	Gannon.....	W, 70-54
Jan. 15	Alliance.....	W, 71-47
Jan. 18	at Cleveland State.....	W, 80-69
Jan. 22	at Westminster.....	W, 74-51
Jan. 24	Defiance.....	L, 70-71
Jan. 27	at Steubenville.....	W, 88-55
Jan. 29	Akron.....	L, 53-54
Feb. 2	Walsh.....	W, 71-58
Feb. 5	at Alliance.....	W, 82-59
Feb. 8	at Baldwin-Wallace.....	L, 69-84
Feb. 12	at Hillsdale.....	L, 62-64
Feb. 16	Cleveland State.....	W, 79-62
Feb. 19	Steubenville.....	W, 86-61
Feb. 23	at Gannon.....	W, 79-72
Feb. 26	at St. Vincent.....	W, 91-57
Feb. 29	at Pittsburgh.....	L, 66-82
March 9	vs. Gannon^.....	W, 81-71
March 10	vs. Cheyney State^.....	W, 90-80
March 11	at Akron^.....	L, 71-87

^NCAA Midwest Regional (Akron, Ohio)

1972-73

10-13 • Division II

Dec. 2	Ohio.....	L, 59-68
Dec. 16	Alliance.....	W, 75-50
Dec. 20	Cleveland State.....	L, 53-71
Dec. 23	San Francisco State.....	L, 62-80
Dec. 28	Eastern Montana.....	L, 70-72




ALL-TIME SCORES

Dec. 30	Clarion.....	L, 49-61
Jan. 6	at Alliance.....	W, 74-61
Jan. 10	Gannon.....	L, 54-63
Jan. 13	Western Illinois.....	W, 64-63
Jan. 18	at Cleveland State.....	L, 66-72
Jan. 20	Westminster.....	W, 66-58
Jan. 22	at Walsh.....	W, 67-51
Jan. 25	at Steubenville.....	L, 42-47
Jan. 27	Akron.....	L, 59-65
Jan. 31	Philadelphia Textile.....	L, 50-61
Feb. 3	Ohio Dominican.....	W, 61-51
Feb. 7	Baldwin-Wallace.....	W, 88-50
Feb. 10	at Western Illinois.....	L, 73-93
Feb. 14	at Westminster.....	W, 78-59
Feb. 17	Steubenville.....	W, 38-37
Feb. 21	at Gannon.....	L, 53-64
Feb. 24	Hillsdale.....	W, 63-57
Feb. 28	at Akron.....	L, 53-62

1973-74

10-16 • Division II

Dec. 1	Walsh.....	L, 63-64
Dec. 8	New Hampshire.....	W, 83-77
Dec. 13	San Francisco State.....	L, 81-84
Dec. 15	Kenyon.....	W, 91-82
Dec. 17	Ohio Dominican.....	W, 97-63
Dec. 19	at Clarion.....	L, 79-94
Dec. 22	St. Mary's (Calif.).....	L, 71-91
Dec. 28	Georgia State&.....	W, 87-79
Dec. 29	Cleveland State&.....	W, 84-81
Jan. 5	at Alliance.....	W, 85-80
Jan. 9	Ashland.....	L, 67-83
Jan. 12	UW-Milwaukee.....	L, 70-72
Jan. 16	Alliance.....	W, 95-69
Jan. 19	at UW-Milwaukee.....	L, 75-90
Jan. 23	at Steubenville.....	L, 34-47
Jan. 26	Akron.....	L, 70-79
Jan. 30	at Philadelphia Textile.....	W, 93-76
Feb. 2	at Akron.....	W, 78-69
Feb. 5	at Mount Union.....	L, 89-105
Feb. 9	Buffalo.....	W, 90-89
Feb. 13	at Cleveland State.....	L, 93-99
Feb. 16	Pittsburgh.....	L, 71-91



Bruce Alexander was a standout from 1978 to 1983.

Feb. 20	at Gannon.....	L, 77-90
Feb. 23	Steubenville.....	L, 50-53
Feb. 27	at Ashland.....	L, 84-98
March 2	Gannon.....	L, 70-74

& YSU Holiday Classic

1974-75

19-9 • Division II

Nov. 30	Kenyon.....	W, 96-46
Dec. 7	Southern California.....	W, 107-66
Dec. 14	New Hampshire.....	W, 121-46
Dec. 17	Mount Union.....	W, 79-76
Dec. 21	Calif.-Hayward.....	W, 99-78
Dec. 27	Missouri-Rolla&.....	W, 70-68
Dec. 28	Samford&.....	W, 83-77
Jan. 4	at Nebraska-Omaha.....	L, 97-100
Jan. 8	at Pittsburgh.....	L, 62-86
Jan. 11	Philadelphia Textile.....	W, 69-61
Jan. 13	at Walsh.....	W, 78-69
Jan. 15	Alliance.....	W, 112-62
Jan. 18	Ashland.....	W, 96-80
Jan. 22	at Alliance.....	W, 96-85
Jan. 25	Gannon.....	W, 60-58
Jan. 29	at Steubenville.....	W, 95-88
Feb. 1	Akron.....	L, 61-65
Feb. 3	at Hillsdale.....	W, 88-84
Feb. 5	at Ashland.....	W, 71-64
Feb. 8	at Buffalo.....	W, 100-98
Feb. 12	at Akron.....	L, 55-70
Feb. 15	Cleveland State.....	L, 89-93
Feb. 19	at Gannon.....	L, 64-75
Feb. 22	Nebraska-Omaha.....	L, 76-80
Feb. 26	Steubenville.....	W, 80-73
March 1	Georgia State.....	W, 82-57
March 7	vs. Saint Joseph's (Ind.)^.....	L, 78-96
March 8	at Eastern Illinois^.....	L, 80-86

& YSU Holiday Classic
^NCAA Great Lakes Regional (Charleston, Ill.)

1975-76

17-9 • Division II

Nov. 29	Hillsdale.....	W, 82-60
Dec. 3	Mount Union.....	W, 71-66
Dec. 12	IUPUI.....	W, 78-61
Dec. 16	Kenyon.....	W, 73-56
Dec. 19	SIU-Edwardsville&.....	W, 79-62
Dec. 20	Akron&.....	L, 62-64
Jan. 7	at Westminster.....	W, 67-53
Jan. 9	Northern Kentucky.....	L, 81-82
Jan. 10	at Philadelphia Textile.....	L, 64-76
Jan. 17	Akron.....	W, 58-57
Jan. 19	at Steubenville.....	W, 86-76
Jan. 21	Walsh.....	W, 94-70
Jan. 24	Nebraska-Omaha.....	L, 54-63
Jan. 28	Wilberforce.....	W, 108-72
Jan. 31	Steubenville.....	L, 66-68
Feb. 4	at Gannon.....	W, 77-64
Feb. 7	at Nebraska-Omaha.....	L, 55-68
Feb. 11	at Akron.....	L, 55-73
Feb. 14	Ashland.....	W, 60-55
Feb. 16	at Buffalo State.....	W, 71-66
Feb. 21	Gannon.....	W, 86-79
Feb. 23	at Northern Kentucky.....	W, 85-70
Feb. 25	Alliance.....	W, 95-59
Feb. 28	Westminster.....	W, 69-56
March 1	at Ashland.....	L, 67-72
March 3	at Cleveland State.....	L, 86-88

& YSU Holiday Classic

1976-77

22-7 • Division II

Nov. 27	Kenyon.....	W, 71-66
Dec. 1	Walsh.....	W, 100-74
Dec. 11	at Mount Union.....	W, 72-65
Dec. 15	at Alliance.....	W, 95-68

Dec. 17	CCNY&.....	W, 86-53
Dec. 18	Saint Joseph's (Ind.)&.....	W, 99-73
Dec. 21	Pittsburgh.....	W, 78-73
Jan. 5	Northern Iowa.....	W, 48-46
Jan. 8	Philadelphia Textile.....	W, 62-60
Jan. 10	at Dayton.....	L, 59-83
Jan. 12	Steubenville.....	W, 84-71
Jan. 15	Akron.....	L, 56-61
Jan. 17	at Northern Kentucky.....	L, 65-81
Jan. 19	Ashland.....	W, 67-63
Jan. 22	Buffalo State.....	L, 66-72
Jan. 26	Northern Kentucky.....	W, 69-67
Jan. 29	Wright State.....	W, 73-71
Feb. 2	at Steubenville.....	W, 72-63
Feb. 5	Buffalo.....	W, 84-79
Feb. 8	at Gannon.....	L, 68-85
Feb. 12	IUPUI.....	W, 76-67
Feb. 14	at Westminster.....	W, 54-53
Feb. 16	Maine.....	W, 77-68
Feb. 19	Gannon.....	W, 82-78
Feb. 23	Cleveland State.....	W, 90-65
Feb. 26	at Akron.....	W, 84-80
March 1	at Ashland.....	L, 72-73
March 7	Randolph-Macon^.....	L, 68-71
March 8	Bellarmine^.....	W, 81-79

& YSU Holiday Classic
^NCAA Great Lakes Regional

1977-78

16-9 • Division II

Nov. 26	Saginaw Valley.....	W, 68-67
Dec. 3	at Ohio.....	L, 64-67
Dec. 10	IUPUI.....	W, 88-49
Dec. 14	at Maine.....	L, 74-88
Dec. 17	W. Virginia Wesleyan.....	W, 68-61
Dec. 20	Bellarmine.....	L, 63-70
Dec. 28	Buffalo State&.....	W, 70-60
Dec. 29	Baltimore&.....	W, 71-56
Jan. 4	Clarion.....	W, 71-63
Jan. 7	Steubenville.....	W, 96-60
Jan. 10	at Philadelphia Textile.....	L, 65-73
Jan. 14	Akron.....	W, 101-81
Jan. 16	at Northern Iowa.....	L, 65-77
Jan. 18	Ashland.....	W, 101-80
Jan. 21	at Gannon.....	W, 62-61
Jan. 23	at Steubenville.....	W, 90-55
Jan. 25	Northern Kentucky.....	W, 75-68
Jan. 28	at Wright State.....	L, 59-60
Feb. 4	at Akron.....	W, 91-78
Feb. 7	at Buffalo.....	L, 85-87
Feb. 11	Mankato State.....	W, 87-75
Feb. 14	at Bellarmine.....	W, 68-63
Feb. 18	Gannon.....	L, 57-61
Feb. 23	at Cleveland State.....	L, 56-57
Feb. 28	at Ashland.....	W, 56-51

& YSU Holiday Classic

1978-79

13-13 • 4-6 Mid-Con

Dec. 2	UM-Eastern Shore.....	W, 78-70
Dec. 9	Mount Union.....	W, 91-78
Dec. 16	Ohio.....	L, 71-86
Dec. 20	Wright State.....	L, 55-75
Dec. 29	Delaware State&.....	W, 69-52
Dec. 30	Saint Francis (Pa.)&.....	L, 67-70
Jan. 3	Bellarmine.....	W, 81-74
Jan. 6	Akron*.....	W, 53-51
Jan. 8	at Northern Kentucky.....	W, 69-60
Jan. 11	Eastern Illinois*.....	L, 57-67
Jan. 13	Western Illinois*.....	W, 75-65
Jan. 15	at Westminster.....	L, 50-59
Jan. 17	Ashland.....	L, 102-107
Jan. 22	at Gannon.....	L, 58-77
Jan. 25	Northern Michigan*.....	L, 68-75
Jan. 27	Northern Iowa*.....	L, 65-75

Jan. 31	Philadelphia Textile.....	W, 66-56
Feb. 3	at Akron*.....	L, 47-61
Feb. 8	at Western Illinois*.....	L, 77-78
Feb. 10	at Eastern Illinois*.....	L, 64-80
Feb. 14	Buffalo.....	W, 67-53
Feb. 17	Gannon.....	W, 89-59
Feb. 22	at Northern Iowa*.....	W, 63-61
Feb. 24	at Northern Michigan*.....	W, 58-48
Feb. 27	at Ashland.....	W, 112-73
March 1	Cleveland State.....	L, 70-74

& YSU Holiday Classic

*Mid-Continent Conference Game

1979-80

17-10 • 2-6 Mid-Con

Dec. 1	Steubenville.....	W, 99-81
Dec. 8	St. Vincent.....	W, 74-56
Dec. 10	at Buffalo.....	W, 59-57
Dec. 12	UM-Eastern Shore.....	W, 79-66
Dec. 15	Akron.....	W, 87-53
Dec. 18	at Bellarmine.....	L, 85-95
Dec. 22	at Ohio.....	W, 72-68
Jan. 3	Northern Kentucky.....	W, 88-77
Jan. 5	at Gannon.....	W, 65-62
Jan. 8	at Akron.....	W, 80-67
Jan. 12	Westminster.....	W, 65-49
Jan. 14	at Philadelphia Textile.....	W, 76-65
Jan. 17	Ashland.....	W, 83-81
Jan. 19	Cheyney State.....	W, 69-57
Jan. 24	at Northern Michigan*.....	L, 69-90
Jan. 26	at Northern Iowa*.....	W, 72-69
Jan. 31	Eastern Illinois*.....	W, 70-60
Feb. 2	Western Illinois*.....	L, 73-77
Feb. 7	at Western Illinois*.....	L, 65-68
Feb. 9	at Eastern Illinois*.....	L, 67-86
Feb. 14	Gannon.....	L, 65-71
Feb. 16	at Steubenville.....	W, 73-58
Feb. 18	at Wright State.....	L, 61-72
Feb. 21	Northern Iowa*.....	L, 65-70
Feb. 23	Northern Michigan*.....	L, 73-82
Feb. 26	at Ashland.....	L, 74-82
Feb. 28	at Cleveland State.....	W, 77-72

*Mid-Continent Conference Game

1980-81

13-13 • 3-3 Mid-Con

Dec. 3	UM-Eastern Shore.....	L, 56-66
Dec. 6	at St. Vincent.....	W, 75-57
Dec. 13	Ohio.....	W, 93-85
Dec. 16	at Akron.....	L, 67-85
Dec. 20	Western Illinois*.....	W, 78-73
Jan. 3	Bellarmine.....	L, 77-78
Jan. 7	at West Virginia.....	L, 59-81
Jan. 10	at Northern Michigan*.....	L, 67-77
Jan. 12	at Westminster.....	L, 70-74
Jan. 14	Ashland.....	W, 70-67
Jan. 17	Gannon.....	W, 56-52
Jan. 22	at Western Illinois*.....	L, 66-80
Jan. 24	at Eastern Illinois*.....	L, 70-72
Jan. 28	Philadelphia Textile.....	W, 43-42
Jan. 31	Northern Michigan*.....	W, 66-62
Feb. 4	Wright State.....	L, 59-66
Feb. 7	Cheyney State.....	L, 66-74
Feb. 9	at Tennessee Tech.....	L, 59-61
Feb. 14	Eastern Illinois*.....	W, 70-63
Feb. 16	at Cleveland State.....	L, 63-94
Feb. 19	at Gannon.....	W, 52-47
Feb. 21	Tennessee Tech.....	W, 69-59
Feb. 23	at Ashland.....	W, 89-85
Feb. 25	Akron.....	W, 78-64
Feb. 28	Cleveland State.....	L, 56-59
March 2	at Northern Kentucky.....	W, 81-77

*Mid-Continent Conference Game



ALL-TIME SCORES

1981-82

8-18 • 5-11 Ohio Valley

Nov. 28 Westminster.....L, 66-68
 Dec. 2 Gannon.....W, 65-57
 Dec. 5 at Delaware State.....L, 51-67
 Dec. 10 at Austin Peay*.....W, 66-50
 Dec. 12 at Murray State*.....L, 63-67
 Dec. 17 Eastern Kentucky*.....W, 68-57
 Dec. 19 Morehead State*.....L, 62-69
 Dec. 21 at Missouri.....L, 60-97
 Jan. 5 at Bellarmine.....L, 61-64
 Jan. 7 at Tennessee Tech*.....W, 76-60
 Jan. 9 at Middle Tennessee*.....L, 56-73
 Jan. 13 West Virginia.....L, 60-62
 Jan. 16 at Akron*.....L, 62-64
 Jan. 21 Cleveland State.....W, 67-55
 Jan. 23 Western Kentucky*.....L, 59-66
 Jan. 28 at Eastern Kentucky*.....L, 86-75
 Jan. 30 at Morehead State*.....L, 60-71
 Feb. 1 at Wright State.....L, 74-85
 Feb. 4 Tennessee Tech*.....L, 49-66
 Feb. 6 Middle Tennessee*.....L, 67-73
 Feb. 10 Delaware State.....W, 72-47
 Feb. 13 Akron*.....L, 61-78
 Feb. 18 at Western Kentucky*.....L, 51-63
 Feb. 20 at Cleveland State.....L, 71-91
 Feb. 25 Austin Peay*.....W, 65-61
 Feb. 27 Murray State*.....L, 66-69

*Ohio Valley Conference Game

1982-83

15-12 • 5-9 Ohio Valley

Nov. 27 vs. Columbia%.....W, 55-51
 Nov. 28 vs. UNC-Wilmington%.....W, 58-52
 Dec. 1 at West Virginia.....L, 79-105
 Dec. 4 Bellarmine.....W, 96-79
 Dec. 9 UM-Eastern Shore.....W, 72-63
 Dec. 11 Hiram.....W, 107-75
 Dec. 16 at Ohio State.....L, 53-81
 Dec. 18 Delaware State.....W, 70-68
 Dec. 20 Tennessee Tech*.....L, 74-76
 Jan. 7 at Murray State*.....L, 83-92
 Jan. 8 at Middle Tennessee*.....W, 73-66
 Jan. 10 at Detroit.....L, 72-73
 Jan. 12 at Cleveland State.....W, 65-57
 Jan. 15 Austin Peay*.....W, 75-70
 Jan. 21 at Eastern Kentucky*.....L, 78-83
 Jan. 22 at Morehead State*.....L, 74-90
 Jan. 29 Akron*.....L, 66-68
 Feb. 4 Murray State*.....L, 74-79
 Feb. 5 MTSU*.....W, 73-72
 Feb. 10 at Austin Peay*.....W, 73-72
 Feb. 12 Cleveland State.....W, 99-77
 Feb. 14 at Delaware State.....W, 89-86
 Feb. 18 Eastern Kentucky*.....L, 69-75
 Feb. 19 Morehead State*.....L, 70-75
 Feb. 23 at Gannon.....W, 58-56
 Feb. 26 at Akron*.....W, 52-48
 March 5 at Tennessee Tech*.....L, 57-70

%Utica Matt's Classic (Utica, N.Y.)
 *Ohio Valley Conference Game

1983-84

18-11 • 9-5 Ohio Valley

Nov. 26 Ferris State.....W, 87-60
 Dec. 1 Ohio Dominican.....W, 104-37
 Dec. 3 LaSalle.....W, 81-76
 Dec. 8 vs. Auburn&.....L, 52-78
 Dec. 9 vs. Florida A&M&.....W, 84-69
 Dec. 12 at Dayton.....L, 64-73
 Dec. 15 Hiram.....W, 85-61
 Dec. 17 at Purdue.....L, 54-65
 Dec. 19 vs. Butler%.....W, 90-79
 Dec. 20 at Ball State%.....W, 64-63
 Jan. 6 Akron*.....W, 80-51
 Jan. 12 Austin Peay*.....W, 73-63


Jan. 14 Murray State*.....W, 59-57
 Jan. 18 Utica.....L, 67-68
 Jan. 19 at Middle Tennessee*.....W, 59-57
 Jan. 21 at Tennessee Tech*.....L, 72-77
 Jan. 26 Morehead State*.....L, 77-88
 Jan. 28 Eastern Kentucky*.....W, 75-61
 Feb. 1 UNC-Wilmington.....W, 79-67
 Feb. 4 at Akron*.....W, 74-72
 Feb. 9 at Morehead State*.....L, 64-88
 Feb. 11 at Eastern Kentucky*.....L, 46-47
 Feb. 16 at Austin Peay*.....W, 62-57
 Feb. 18 at Murray State*.....L, 62-83
 Feb. 23 Middle Tennessee*.....W, 75-64
 Feb. 24 Tennessee Tech*.....W, 80-64
 March 1 at UNC-Wilmington.....L, 43-72
 March 9 Tennessee Tech^.....W, 63-55
 March 10 at Morehead State^.....L, 44-47

&Colonial Bank Classic (Mobile, Ala.)
 %Cardinal Varsity Club Classic (Muncie, Ind.)
 *Ohio Valley Conference Game
 ^Ohio Valley Conference Tournament (Morehead, Ky.)

1984-85

19-11 • 8-6 Ohio Valley

Nov. 26 Brooklyn.....W, 71-58
 Nov. 30 vs. Alabama State%.....W, 81-55
 Dec. 1 at Northern Iowa%.....W, 70-57
 Dec. 3 Wooster.....W, 80-64
 Dec. 5 at Michigan.....L, 73-103
 Dec. 8 at Tulsa.....L, 49-67
 Dec. 15 South Alabama.....W, 74-73
 Dec. 18 at South Florida.....L, 56-63
 Dec. 20 at Alabama.....L, 69-88
 Dec. 22 Eastern Michigan.....L, 70-74
 Dec. 27 Cleveland State.....W, 70-63
 Dec. 29 at Bellarmine.....W, 86-84
 Jan. 5 at Akron*.....W, 75-61
 Jan. 12 at Austin Peay*.....L, 72-74



Ray Robinson led YSU to within one game of the NCAA Tournament in 1984-85.

Jan. 14 at Murray State*.....L, 62-66
 Jan. 16 Hiram.....W, 58-56
 Jan. 19 Middle Tennessee*.....W, 57-56
 Jan. 21 Tennessee Tech*.....W, 68-67
 Jan. 26 at Morehead State*.....L, 65-67
 Jan. 27 at Eastern Kentucky*.....L, 61-74
 Feb. 2 Akron*.....W, 73-67
 Feb. 9 Morehead State*.....W, 71-65
 Feb. 11 Eastern Kentucky*.....W, 61-60
 Feb. 16 Austin Peay*.....W, 80-64
 Feb. 18 Murray State*.....W, 59-57
 Feb. 23 at MTSU*.....W, 82-76
 Feb. 25 at Tennessee Tech*.....L, 54-64
 Feb. 28 vs. Morehead State^.....W, 79-74
 March 1 vs. Eastern Kentucky^.....W, 95-61
 March 2 at Middle Tennessee^.....L, 63-66

%UNI-Dome Classic (Cedar Falls, Iowa)
 *Ohio Valley Conference Game
 ^Ohio Valley Conference Tournament (Murfreesboro, Tenn.)

1985-86

12-16 • 8-6 Ohio Valley

Nov. 23 Clarion.....W, 85-69
 Nov. 25 at Eastern Michigan.....L, 77-87
 Nov. 30 at Saint Louis.....L, 58-76
 Dec. 2 at Cleveland State.....L, 69-101
 Dec. 4 at Michigan.....L, 42-56
 Dec. 8 St. Mary's (Mich.).....W, 95-51
 Dec. 14 Northern Iowa.....W, 64-62
 Dec. 17 at South Alabama.....L, 63-69
 Dec. 20 vs. Georgia Southern#.....L, 59-61
 Dec. 21 vs. North Texas State#.....L, 72-85
 Dec. 28 Central Michigan.....L, 68-69
 Dec. 30 Morgan State.....W, 88-64
 Jan. 4 Akron*.....L, 62-64
 Jan. 11 Morehead State*.....W, 75-48
 Jan. 13 Eastern Kentucky*.....W, 75-69
 Jan. 18 at Murray State*.....L, 74-82
 Jan. 20 at Austin Peay*.....L, 66-74
 Jan. 25 at Middle Tennessee*.....L, 70-84
 Jan. 27 at Tennessee Tech*.....L, 55-67
 Feb. 1 at Akron*.....W, 65-62
 Feb. 3 Saint Louis.....L, 61-78
 Feb. 8 Tennessee Tech*.....W, 63-55
 Feb. 10 Middle Tennessee*.....W, 72-61
 Feb. 15 at Eastern Kentucky*.....W, 67-54
 Feb. 17 at Morehead State*.....L, 81-87
 Feb. 22 Austin Peay*.....W, 64-60
 Feb. 24 Murray State*.....W, 58-56
 March 3 Tennessee Tech^.....L, 68-71

#Rajun Cajun Bayou Classic (Lafayette, La.)
 *Ohio Valley Conference Game
 ^Ohio Valley Conference Tournament

1986-87

11-17 • 4-10 Ohio Valley

Nov. 28 vs. Marist%.....W, 56-52
 Nov. 29 at St. John's%.....L, 65-75
 Dec. 1 Slippery Rock.....W, 86-73
 Dec. 5 Florida A&M&.....W, 76-68
 Dec. 6 Bucknell&.....W, 77-70
 Dec. 13 Cleveland State.....L, 73-87
 Dec. 15 at South Alabama.....L, 63-72
 Dec. 17 at Ohio.....L, 63-82
 Dec. 22 Ashland.....W, 85-76
 Dec. 27 South Carolina State.....W, 84-64
 Jan. 3 at Akron*.....L, 46-60
 Jan. 10 at Morehead State*.....L, 73-111
 Jan. 12 at Eastern Kentucky*.....L, 66-69
 Jan. 17 Murray State*.....L, 58-61
 Jan. 19 Austin Peay*.....L, 68-74
 Jan. 24 Middle Tennessee*.....L, 88-93
 Jan. 26 Tennessee Tech*.....W, 115-87
 Jan. 28 Wright State.....W, 99-90
 Jan. 31 Akron*.....W, 71-68
 Feb. 2 Saint Louis.....L, 76-85

Feb. 4 at Detroit.....L, 62-64
 Feb. 7 at Tennessee Tech*.....W, 74-65
 Feb. 9 at Middle Tennessee*.....L, 79-88
 Feb. 14 Eastern Kentucky*.....L, 80-93
 Feb. 16 Morehead State*.....W, 69-68
 Feb. 21 at Austin Peay*.....L, 89-106
 Feb. 23 at Murray State*.....L, 68-77
 March 2 at Akron^.....L, 74-103

^Joe Lapchick Tournament (Jamaica, N.Y.)
 & YSU Holiday Classic
 *Ohio Valley Conference Game
 ^Ohio Valley Conference Tournament

1987-88

7-21 • 2-12 Ohio Valley

Nov. 28 Wooster.....W, 61-58
 Dec. 4 at Marshall%.....L, 65-79
 Dec. 5 vs. SE Louisiana%.....W, 54-51
 Dec. 13 at Cleveland State.....L, 75-103
 Dec. 15 Ohio.....L, 60-68
 Dec. 17 at Central Michigan.....L, 59-89
 Dec. 19 Tennessee State*.....W, 66-65
 Dec. 29 Eastern Washington&.....W, 48-47
 Dec. 30 Radford&.....W, 73-64
 Jan. 4 Detroit.....W, 67-63
 Jan. 9 Akron.....L, 61-80
 Jan. 16 Middle Tennessee*.....L, 61-78
 Jan. 18 Tennessee Tech*.....L, 59-79
 Jan. 20 Wright State.....L, 63-93
 Jan. 23 at Morehead State*.....W, 67-64
 Jan. 25 at Eastern Kentucky*.....L, 55-83
 Jan. 28 at Saint Louis.....L, 52-74
 Jan. 30 Murray State*.....L, 62-87
 Feb. 1 Austin Peay*.....L, 68-78
 Feb. 6 at Akron.....L, 59-90
 Feb. 13 at Austin Peay*.....L, 54-91
 Feb. 15 at Murray State*.....L, 64-71
 Feb. 20 at Tennessee Tech*.....L, 71-81
 Feb. 22 at Middle Tennessee*.....L, 58-78
 Feb. 24 at Tennessee State*.....L, 65-90
 Feb. 27 Eastern Kentucky*.....L, 77-83
 Feb. 29 Morehead State*.....L, 85-87
 March 7 at Middle Tennessee^.....L, 76-81

%M.M.I. Tournament (Huntington, W. Va.)
 & YSU Holiday Classic
 *Ohio Valley Conference Game
 ^Ohio Valley Conference Tournament

1988-89

5-23 Independent

Nov. 26 Clarion.....L, 71-73
 Nov. 29 at Minnesota.....L, 64-97
 Dec. 3 Bowling Green.....L, 68-74
 Dec. 10 Cleveland State.....L, 90-97
 Dec. 15 at Central Michigan.....L, 63-79
 Dec. 17 at Northern Iowa.....L, 79-109
 Dec. 19 at Ohio.....L, 86-90
 Dec. 21 at Michigan.....L, 72-121
 Dec. 29 Prairie View A&M&.....L, 74-84
 Dec. 30 Houston Baptist&.....W, 81-72
 Jan. 4 Saint Louis.....L, 64-77
 Jan. 7 at Tennessee State.....L, 78-82
 Jan. 11 Liberty.....L, 71-72
 Jan. 14 Chicago State.....L, 62-65
 Jan. 16 at Akron.....L, 73-97
 Jan. 18 at Clemson.....L, 74-104
 Jan. 21 at South Carolina.....L, 78-92
 Jan. 25 at Brooklyn.....W, 83-70
 Jan. 30 Hiram.....W, 97-74
 Feb. 4 Akron.....L, 73-99
 Feb. 6 Kenyon.....W, 90-43
 Feb. 11 at Eastern Michigan.....L, 86-108
 Feb. 15 at Detroit.....L, 67-91
 Feb. 18 Brooklyn.....W, 67-45
 Feb. 23 at Chicago State.....L, 63-69
 Feb. 25 at Western Michigan.....L, 71-98
 March 1 at Wright State.....L, 90-104



ALL-TIME SCORES

March 4 UMKC.....L, 74-77
& YSU Holiday Classic

1989-90

8-20 Independent

Nov. 25 Slippery Rock.....L, 90-96
Nov. 29 Thiel.....W, 80-59
Dec. 2 at Bowling Green.....L, 76-97
Dec. 9 at Robert Morris.....L, 74-92
Dec. 11 Valparaiso.....W, 89-71
Dec. 15 at Morehead State.....L, 74-90
Dec. 18 Ohio.....L, 95-96
Dec. 21 Nicholls State&.....W, 93-79
Dec. 22 Central Michigan&.....L, 66-67
Dec. 30 at Minnesota.....L, 57-97
Jan. 2 at Saint Francis (Pa.).....L, 85-97
Jan. 6 Akron.....L, 61-90
Jan. 10 at Cleveland State.....L, 67-83
Jan. 13 Wright State.....L, 80-90
Jan. 15 at Detroit.....L, 77-94
Jan. 20 at Chicago State.....L, 64-82
Jan. 22 at UMKC.....L, 72-81
Jan. 27 UM-Baltimore County.....W, 90-86
Jan. 29 Northeastern Illinois.....W, 95-79
Feb. 3 at Akron.....L, 68-71
Feb. 5 Saint Francis (Pa.).....W, 95-85
Feb. 10 at Wright State.....L, 74-94
Feb. 12 UW-Milwaukee.....L, 57-63
Feb. 17 Western Michigan.....L, 80-91
Feb. 19 Chicago State.....W, 78-47
Feb. 24 at Liberty.....L, 72-76
Feb. 26 at UMBC.....W, 85-83
March 3 Eastern Michigan.....L, 71-82
& YSU Holiday Classic

1990-91

12-16 Independent

Nov. 24 Bluffton.....W, 108-73
Nov. 28 Point Park.....W, 127-65
Dec. 1 at Ohio State.....L, 67-112
Dec. 8 Robert Morris.....W, 80-68
Dec. 10 at Valparaiso.....L, 65-68
Dec. 15 Wright State.....L, 94-109
Dec. 17 at Ohio.....L, 70-85
Dec. 21 Alabama State&.....W, 89-87
Dec. 22 Delaware State&.....L, 96-104
Dec. 29 St. Vincent.....W, 83-68
Jan. 5 Minnesota.....L, 77-95
Jan. 9 Cleveland State.....L, 87-91
Jan. 12 Chicago State.....W, 97-81
Jan. 14 UW-Milwaukee.....L, 72-74
Jan. 19 at NE Illinois.....W, 105-101
Jan. 23 Akron.....L, 66-71
Jan. 28 Kenyon.....W, 94-85
Jan. 31 at The Citadel.....L, 101-102
Feb. 2 at Coastal Carolina.....L, 66-79
Feb. 7 at UW-Milwaukee.....W, 82-74
Feb. 9 at Chicago State.....L, 94-95
Feb. 13 at Bowling Green.....L, 64-79
Feb. 16 NE Illinois.....W, 102-69
Feb. 18 at Akron.....L, 70-75
Feb. 20 Morehead State.....W, 106-96
Feb. 23 at Towson State.....L, 75-80
March 2 at Liberty.....W, 80-77
March 5 at Wright State.....L, 71-107
& YSU Holiday Classic

1991-92

6-22 Independent

Nov. 23 Messiah.....W, 54-53
Nov. 25 Dyke.....W, 72-49
Nov. 30 Ohio.....L, 62-72
Dec. 2 at Minnesota.....L, 59-98
Dec. 7 at Robert Morris.....L, 64-75
Dec. 13 Buffalo&.....W, 76-72
Dec. 14 Western Illinois&.....L, 59-65

Dec. 16 at Coppin State.....L, 59-76
Dec. 21 Radford.....W, 75-70
Dec. 28 Tennessee State.....W, 81-73
Dec. 30 Wright State.....L, 81-95
Jan. 4 Towson State.....L, 52-67
Jan. 11 Coppin State.....L, 65-84
Jan. 15 Bowling Green.....L, 45-65
Jan. 18 Northeastern Illinois.....L, 60-72
Jan. 23 at Akron.....L, 67-80
Jan. 25 at Air Force.....L, 57-83
Jan. 29 at Detroit.....L, 64-91
Feb. 1 UW-Milwaukee.....L, 62-72
Feb. 5 at Wright State.....L, 73-91
Feb. 8 at Radford.....L, 58-70
Feb. 10 at Drexel.....L, 63-73
Feb. 15 at NE Illinois.....L, 71-74
Feb. 20 Akron.....L, 67-73
Feb. 22 Pittsburgh-Johnstown.....L, 74-78
Feb. 24 Pittsburgh-Bradford.....W, 107-68
Feb. 29 at UW-Milwaukee.....L, 55-71
March 4 at Cleveland State.....L, 70-93
& YSU Holiday Classic

1992-93

3-23 • 2-14 Mid-Con

Dec. 3 Air Force.....W, 82-78
Dec. 5 at Northwestern.....L, 57-87
Dec. 12 at Akron.....L, 66-82
Dec. 19 Drexel.....L, 62-75
Dec. 23 at St. Peter's.....L, 68-81
Dec. 29 at Georgia Tech.....L, 85-105
Jan. 2 Akron.....L, 59-65
Jan. 5 St. Peter's.....L, 67-79
Jan. 9 Western Illinois*.....W, 79-63
Jan. 11 Eastern Illinois*.....W, 75-76
Jan. 16 UW-Green Bay*.....L, 62-81
Jan. 18 Northern Illinois*.....L, 82-88
Jan. 20 Buffalo.....W, 104-89
Jan. 23 at Cleveland State*.....L, 48-88
Jan. 25 at Wright State*.....L, 65-100
Jan. 30 at Valparaiso*.....L, 76-85
Feb. 1 at Illinois-Chicago*.....L, 71-89
Feb. 6 Wright State*.....L, 87-95
Feb. 10 at Buffalo.....L, 64-76
Feb. 13 at Western Illinois*.....L, 78-92
Feb. 15 at Eastern Illinois*.....L, 76-82
Feb. 18 Valparaiso*.....L, 72-93
Feb. 20 Illinois-Chicago*.....L, 74-88
Feb. 22 Cleveland State*.....L, 78-96
Feb. 27 at UW-Green Bay*.....L, 47-67
March 1 at Northern Illinois*.....L, 80-84
*Mid-Continent Conference Game

1993-94

5-21 • 3-15 Mid-Con

Nov. 27 at Pittsburgh.....L, 66-112
Dec. 11 at Akron.....L, 47-52
Dec. 15 Northwestern.....L, 70-86
Dec. 18 at Cincinnati.....L, 55-95
Dec. 20 at Ohio.....L, 42-85
Dec. 29 Central Connecticut.....W, 80-62
Jan. 8 at Eastern Illinois*.....W, 68-57
Jan. 10 at Wright State*.....L, 73-79
Jan. 12 Buffalo.....W, 86-78
Jan. 15 UW-Green Bay*.....L, 67-69
Jan. 17 UW-Milwaukee*.....L, 71-83
Jan. 22 at Illinois-Chicago*.....L, 75-95
Jan. 24 at Valparaiso*.....L, 84-93
Jan. 27 Cleveland State*.....W, 67-64
Jan. 29 Northern Illinois*.....W, 77-66
Jan. 31 Western Illinois*.....L, 63-71
Feb. 5 at UW-Green Bay*.....L, 58-69
Feb. 7 at UW-Milwaukee*.....L, 70-79
Feb. 10 at Buffalo.....L, 60-64
Feb. 12 Eastern Illinois*.....L, 67-69
Feb. 14 Wright State*.....L, 78-88
Feb. 19 at Northern Illinois*.....L, 57-84

Feb. 21 at Western Illinois*.....L, 65-69
Feb. 24 at Cleveland State*.....L, 72-77
Feb. 26 Illinois-Chicago*.....L, 82-84
Feb. 28 Valparaiso*.....L, 55-70
*Mid-Continent Conference Game

1994-95

18-10 • 10-8 Mid-Con

Nov. 30 Wilmington.....W, 59-33
Dec. 10 Akron.....W, 69-53
Dec. 13 at Northwestern.....L, 62-71
Dec. 16 vs. Murray State.....W, 53-48
Dec. 17 at Wright State.....W, 62-56
Dec. 20 at Niagara.....W, 78-61
Dec. 30 Thomas More.....W, 79-54
Jan. 3 at NE Illinois*.....L, 49-58
Jan. 5 at Chicago State*.....L, 73-83
Jan. 7 Central Connecticut*.....L, 69-73
Jan. 9 Troy State*.....W, 83-65
Jan. 14 Buffalo*.....W, 70-63
Jan. 16 Robert Morris.....W, 61-59
Jan. 21 Western Illinois*.....W, 72-54
Jan. 23 UMKC*.....W, 67-52
Jan. 28 at Eastern Illinois*.....W, 74-72
Jan. 30 at Valparaiso*.....L, 58-72
Feb. 4 Chicago State*.....L, 88-90
Feb. 6 NE Illinois*.....W, 71-50
Feb. 11 at Troy State*.....W, 74-69
Feb. 13 at Central Connecticut*.....W, 63-60
Feb. 18 at Buffalo.....L, 72-75
Feb. 23 at UMKC*.....W, 69-63
Feb. 25 at Western Illinois*.....L, 75-87
Feb. 27 Valparaiso*.....W, 79-75
March 1 Eastern Illinois*.....L, 81-87
March 3 Troy State^.....W, 90-83
March 4 at Valparaiso^.....L, 52-77
*USAir Classic (Dayton, Ohio)
*Mid-Continent Conference Game
^Mid-Continent Tournament

1995-96

12-15 • 7-11 Mid-Con

Nov. 28 at Northwestern.....L, 61-67
Dec. 2 Wash & Jefferson.....W, 84-44
Dec. 10 Kenyon.....W, 84-58
Dec. 12 Cleveland State.....W, 59-49
Dec. 16 at Maine.....L, 54-70
Dec. 19 at Wright State.....L, 66-74
Dec. 21 at Robert Morris.....W, 66-59
Dec. 30 Niagara.....W, 69-60
Jan. 2 at Buffalo*.....L, 56-60
Jan. 6 at Western Illinois*.....L, 60-64
Jan. 8 at UMKC*.....W, 66-55
Jan. 13 NE Illinois*.....L, 54-56
Jan. 15 Chicago State*.....W, 89-59
Jan. 20 at Eastern Illinois*.....L, 68-74
Jan. 22 at Valparaiso*.....L, 63-73
Jan. 27 Troy State*.....W, 90-80
Jan. 29 Central Connecticut*.....L, 65-79
Feb. 1 Buffalo*.....L, 51-53
Feb. 3 UMKC*.....L, 59-69
Feb. 5 Western Illinois*.....W, 73-48
Feb. 10 at Chicago State*.....W, 87-75
Feb. 12 at NE Illinois*.....L, 62-76
Feb. 17 Valparaiso*.....W, 75-60
Feb. 19 Eastern Illinois*.....W, 74-65
Feb. 22 at Central Connecticut*.....L, 57-66
Feb. 25 at Troy State*.....L, 88-93
March 2 vs. Western Illinois^.....L, 48-68
*Mid-Continent Conference Game
^Mid-Continent Tournament (Moline, Ill.)

1996-97

9-18 • 4-12 Mid-Con

Nov. 26 at Notre Dame.....L, 48-69
Nov. 30 Saint Francis (Pa.).....L, 56-72

Dec. 3 at Saint Francis (Pa.).....L, 58-65
Dec. 7 LaRoche.....W, 79-56
Dec. 13 Maine.....L, 57-60
Dec. 17 at Cleveland State.....L, 61-69
Dec. 21 at Stetson.....W, 72-54
Dec. 23 at Central Florida.....W, 83-74
Dec. 30 Wright State.....W, 69-63
Jan. 2 Central Connecticut*.....W, 68-47
Jan. 6 at Valparaiso*.....L, 46-57
Jan. 8 at Western Illinois*.....L, 56-67
Jan. 11 Troy State*.....L, 63-72
Jan. 13 UMKC*.....L, 71-73
Jan. 18 Siena.....W, 70-65
Jan. 22 at Buffalo*.....L, 48-70
Jan. 25 at NE Illinois*.....L, 70-76
Jan. 27 at Chicago State*.....W, 92-82
Feb. 1 Western Illinois*.....L, 56-72
Feb. 3 Valparaiso*.....W, 66-64
Feb. 6 at UMKC*.....W, 68-59
Feb. 8 at Troy State*.....L, 64-70
Feb. 12 Buffalo*.....L, 59-67
Feb. 15 Chicago State*.....L, 69-74
Feb. 17 NE Illinois*.....L, 48-55
Feb. 24 at Central Connecticut*.....L, 52-60
March 2 vs. Western Illinois^.....L, 64-66
*Mid-Continent Conference Game
^Mid-Con Tournament (Moline, Ill.)

1997-98

20-9 • 11-5 Mid-Con

Nov. 15 at Saint Francis (Pa.).....L, 46-60
Nov. 18 Slippery Rock.....W, 86-54
Nov. 29 at Duquesne.....W, 76-73
Dec. 3 Fairleigh Dickinson.....L, 69-75
Dec. 6 at UMKC*.....W, 75-60
Dec. 15 Central State.....W, 103-63
Dec. 17 Loyola (Ill.).....W, 80-68
Dec. 20 at Niagara.....W, 63-60
Dec. 22 Saint Francis (Pa.).....W, 75-69
Dec. 29 vs. Troy State#.....W, 75-54
Dec. 30 at Toledo#.....L, 51-54
Jan. 3 NE Illinois*.....W, 74-53
Jan. 5 Chicago State*.....W, 90-63
Jan. 8 at Oral Roberts*.....L, 81-104
Jan. 10 at Southern Utah*.....L, 80-86
Jan. 14 Buffalo*.....W, 81-62
Jan. 19 at Western Illinois*.....W, 71-52
Jan. 24 at Valparaiso*.....W, 69-66
Jan. 29 at Chicago State*.....W, 77-70
Jan. 31 at NE Illinois*.....W, 73-69
Feb. 5 Southern Utah*.....W, 66-50
Feb. 7 Oral Roberts*.....W, 90-69
Feb. 14 at Buffalo*.....L, 57-72
Feb. 16 UMKC*.....W, 69-47
Feb. 19 Valparaiso*.....L, 68-70
Feb. 23 Western Illinois*.....L, 57-66
March 1 vs. UMKC^.....W, 75-59
March 2 vs. Oral Roberts^.....W, 74-60
March 3 vs. Valparaiso^.....L, 48-67
#MVP Classic (Toledo, Ohio)
*Mid-Continent Conference Game
^Mid-Continent Tournament (Moline, Ill.)

1998-99

14-14 • 9-5 Mid-Con

Nov. 18 at Kent.....L, 56-67
Nov. 20 Slippery Rock.....W, 69-40
Nov. 24 at Hofstra.....L, 62-65
Nov. 28 at Loyola (Chicago).....W, 66-64
Dec. 3 at Southern Utah*.....L, 53-65
Dec. 11 vs. Idaho#.....L, 67-68
Dec. 12 vs. St. Mary's (Calif.)#.....L, 53-88
Dec. 16 at Fairleigh Dickinson.....W, 74-71
Dec. 19 Montana.....L, 74-81
Dec. 22 Hofstra.....L, 59-61
Jan. 2 IUPUI*.....W, 68-44



ALL-TIME SCORES

Jan. 4	Oakland.....	W, 71-55
Jan. 7	at Western Illinois*.....	L, 70-81
Jan. 9	at Valparaiso*.....	L, 76-83
Jan. 16	Oral Roberts*.....	W, 76-69
Jan. 18	UMKC*.....	W, 61-58
Jan. 21	Western Illinois*.....	L, 74-79
Jan. 23	at Oakland.....	L, 87-89
Jan. 27	Central State.....	L, 55-58
Jan. 30	at IUPUI*.....	W, 64-42
Feb. 4	Chicago State*.....	W, 55-45
Feb. 6	Southern Utah*.....	W, 75-57
Feb. 11	at Chicago State*.....	W, 75-58
Feb. 13	Valparaiso*.....	W, 61-60
Feb. 18	at Oral Roberts*.....	L, 68-72
Feb. 20	at UMKC*.....	W, 85-62
Feb. 28	vs. Southern Utah^.....	W, 78-56
March 1	vs. Oral Roberts^.....	L, 58-72

#Montana Power Classic (Missoula, Mont.)
*Mid-Continent Conference Game
^Mid-Continent Tournament (Moline, Ill.)

1999-2000

12-16 • 9-7 Mid-Con

Nov. 19	Slippery Rock.....	W, 92-71
Nov. 20	at No. 1 Cincinnati.....	L, 67-94
Nov. 23	at Kent.....	L, 56-78
Nov. 29	at Western Michigan.....	L, 71-78
Dec. 2	Southern Utah*.....	W, 76-72
Dec. 4	vs. Kent%.....	L, 53-72
Dec. 14	Niagara.....	L, 77-82
Dec. 17	at Montana.....	L, 83-103
Dec. 20	Toledo.....	L, 57-63
Dec. 22	Saint Francis (Pa.).....	L, 69-72
Dec. 29	vs. Tennessee State&.....	W, 80-73



Brian Radakovich was a member of the first four HL teams.

Dec. 30	at Chattanooga&.....	W, 62-58
Jan. 6	at IUPUI*.....	W, 43-41
Jan. 8	at Oakland*.....	L, 66-85
Jan. 13	Western Illinois*.....	W, 76-59
Jan. 15	Valparaiso*.....	W, 55-49
Jan. 20	at UMKC*.....	W, 66-61
Jan. 22	at Oral Roberts*.....	L, 63-79
Jan. 27	at Western Illinois*.....	W, 59-58
Jan. 29	Oakland*.....	W, 68-65
Feb. 5	IUPUI*.....	L, 48-55
Feb. 10	at Chicago State*.....	W, 70-65
Feb. 12	at Southern Utah*.....	L, 76-85
Feb. 17	Chicago State*.....	W, 66-58
Feb. 19	at Valparaiso*.....	L, 57-65
Feb. 24	Oral Roberts*.....	L, 80-83
Feb. 26	UMKC*.....	L, 81-83
March 5	vs. Oral Roberts^.....	L, 59-67

%BCA Classic (Columbus, Ohio)
&Dr. Pepper Classic (Chattanooga, Tenn.)
*Mid-Continent Conference Game
^Mid-Con Tournament (Moline, Ill.)

2000-01

19-11 • 11-5 Mid-Con

Nov. 18	at Saint Francis (Pa.).....	W, 64-63
Nov. 20	Slippery Rock.....	W, 85-59
Nov. 25	Clarion.....	W, 78-58
Nov. 28	Western Michigan.....	W, 64-52
Nov. 30	at Oakland*.....	L, 62-63
Dec. 2	at Oral Roberts*.....	W, 63-62
Dec. 6	at Kent State.....	L, 55-76
Dec. 9	at Boston College.....	L, 65-93
Dec. 16	Detroit.....	L, 53-54
Dec. 20	vs. No. 22 Cincinnati#.....	L, 65-74
Dec. 21	vs. Florida Atlantic#.....	W, 72-53
Dec. 22	vs. Northern Iowa#.....	W, 79-76
Dec. 29	vs. Northern Iowa\$.....	W, 54-46
Dec. 30	at UW-Green Bay\$.....	L, 58-66
Jan. 2	at Robert Morris.....	W, 69-56
Jan. 4	UMKC*.....	W, 75-63
Jan. 6	at IUPUI*.....	W, 73-71
Jan. 11	at Valparaiso*.....	L, 51-60
Jan. 13	Southern Utah*.....	W, 73-67
Jan. 18	Western Illinois*.....	W, 84-71
Jan. 20	Chicago State*.....	W, 71-68
Jan. 25	at Western Illinois*.....	L, 116-121
Jan. 27	IUPUI*.....	W, 82-78
Feb. 1	at Chicago State*.....	W, 81-64
Feb. 8	Oral Roberts*.....	W, 82-70
Feb. 10	Valparaiso*.....	L, 68-82
Feb. 15	at Southern Utah*.....	L, 58-85
Feb. 17	at UMKC*.....	W, 75-69
Feb. 22	Oakland*.....	W, 88-84
March 4	vs. Oral Roberts^.....	L, 70-73

#Puerto Rico Holiday Classic (San Juan, P.R.)
\$Onieda Classic (Green Bay, Wis.)
*Mid-Continent Conference Game
^Mid-Con Tournament (Fort Wayne, Ind.)

2001-02

5-23 • 2-14 Horizon League

Nov. 17	at Evansville.....	L, 64-87
Nov. 20	Slippery Rock.....	W, 99-67
Nov. 25	at DePaul.....	L, 69-107
Nov. 29	at Valparaiso.....	L, 50-80
Dec. 1	at Chicago State.....	L, 72-81
Dec. 8	at Toledo.....	L, 65-79
Dec. 15	Kent State.....	W, 75-70
Dec. 19	Robert Morris.....	L, 80-87
Dec. 22	at UMKC.....	L, 53-68
Dec. 30	at Western Illinois.....	L, 79-84
Jan. 2	UW-Milwaukee*.....	L, 55-77
Jan. 5	Wright State*.....	W, 87-80
Jan. 10	at Cleveland State*.....	L, 58-71
Jan. 12	Butler*.....	L, 50-68
Jan. 17	Detroit*.....	L, 51-66
Jan. 19	at Loyola*.....	L, 63-72
Jan. 21	at Illinois-Chicago*.....	L, 69-85

Jan. 28	at UW-Green Bay*.....	L, 50-53
Jan. 31	at Wright State*.....	L, 69-76
Feb. 2	Loyola*.....	L, 55-75
Feb. 4	Illinois-Chicago*.....	L, 57-63
Feb. 9	at UW-Milwaukee*.....	L, 76-96
Feb. 14	Cleveland State*.....	L, 48-58
Feb. 16	at Butler*.....	L, 50-75
Feb. 18	at Detroit*.....	L, 52-63
Feb. 21	UW-Green Bay*.....	W, 69-55
Feb. 23	IPFW.....	W, 78-71
March 1	vs. UW-Green Bay^.....	L, 65-86

*Horizon League Game
^Horizon League Tournament (Cleveland)

2002-03

9-20 • 4-12 Horizon League

Nov. 22	at Indiana State.....	L, 56-63
Nov. 26	Slippery Rock.....	W, 73-52
Nov. 30	Toledo.....	W, 69-61
Dec. 4	at Saint Francis (Pa.).....	L, 56-70
Dec. 7	Buffalo.....	W, 63-48
Dec. 13	Shawnee State.....	W, 84-69
Dec. 18	at Duquesne.....	L, 56-61
Dec. 21	at UMKC.....	L, 59-71
Dec. 28	Niagara.....	L, 58-66
Dec. 31	at Loyola*.....	L, 59-76
Jan. 6	at Oakland.....	L, 70-75
Jan. 9	Cleveland State*.....	W, 57-55
Jan. 11	at UW-Milwaukee*.....	L, 56-74
Jan. 13	Wright State*.....	W, 66-60
Jan. 18	at Butler*.....	L, 60-64
Jan. 23	Detroit*.....	L, 49-57
Jan. 25	Illinois-Chicago*.....	L, 76-78
Jan. 29	UW-Green Bay*.....	W, 77-76
Feb. 1	at Wright State*.....	L, 68-80
Feb. 6	Loyola*.....	W, 65-63
Feb. 8	at IPFW.....	L, 63-65
Feb. 13	at Cleveland State*.....	L, 76-86
Feb. 15	UW-Milwaukee*.....	L, 61-86
Feb. 19	at UW-Green Bay*.....	L, 53-69
Feb. 22	Butler*.....	L, 60-69
Feb. 27	at Detroit*.....	L, 52-86
March 1	at Illinois-Chicago*.....	L, 47-73
March 4	at UW-Green Bay^.....	W, 65-61
March 7	vs. Illinois-Chicago^.....	L, 59-79

*Horizon League Game
^Horizon League Tournament

2003-04

8-20 • 4-12 Horizon League

Nov. 22	at Niagara.....	L, 80-89
Nov. 26	at Toledo.....	L, 74-78
Nov. 29	Saint Francis (Pa.).....	W, 77-61
Dec. 1	at Boston U.....	L, 61-83
Dec. 3	Slippery Rock.....	W, 106-69
Dec. 6	at Buffalo.....	L, 66-86
Dec. 13	at No. 20 Pittsburgh.....	L, 42-57
Dec. 18	Wright State*.....	L, 59-69
Dec. 20	Oakland.....	L, 67-70
Dec. 22	UMKC.....	W, 73-65
Jan. 3	at Loyola*.....	L, 78-85
Jan. 5	at Illinois-Chicago*.....	L, 47-66
Jan. 8	at UW-Green Bay*.....	L, 52-62
Jan. 10	Cleveland State*.....	W, 86-82
Jan. 15	at UW-Milwaukee*.....	L, 74-80
Jan. 21	Butler*.....	L, 66-67
Jan. 24	at Cleveland State*.....	W, 61-59
Jan. 29	Loyola*.....	W, 76-75
Jan. 31	IPFW.....	W, 71-61
Feb. 5	at Detroit*.....	L, 43-64
Feb. 7	UW-Green Bay*.....	L, 70-73
Feb. 12	Illinois-Chicago*.....	L, 58-62
Feb. 14	UW-Milwaukee*.....	W, 85-84
Feb. 19	at Wright State*.....	L, 61-81
Feb. 21	at Bowling Green.....	L, 64-76
Feb. 25	at Butler*.....	L, 76-81
Feb. 28	Detroit*.....	L, 46-56

March 2	at Butler^.....	L, 57-88
---------	-----------------	----------

*Horizon League Game
^Horizon League Tournament

2004-05

5-23 • 2-14 Horizon League

Nov. 21	Lock Haven.....	W, 70-56
Nov. 23	Slippery Rock.....	W, 78-60
Nov. 27	Boston U.....	L, 55-71
Dec. 3	at SMS#.....	L, 52-88
Dec. 4	vs. SE Louisiana#.....	L, 55-77
Dec. 11	Bowling Green.....	L, 59-81
Dec. 14	Siena.....	L, 78-79
Dec. 18	at Wright State*.....	L, 51-72
Dec. 21	Loyola*.....	W, 76-68
Dec. 29	Saint Francis (Pa.).....	L, 56-70
Dec. 31	at Duquesne.....	L, 54-78
Jan. 3	UIC*.....	L, 56-62
Jan. 6	at UW-Green Bay*.....	L, 55-78
Jan. 8	at Cleveland State*.....	L, 62-78
Jan. 12	UW-Milwaukee*.....	L, 42-65
Jan. 15	at IPFW.....	L, 59-79
Jan. 19	at Butler*.....	L, 37-50
Jan. 22	Cleveland State*.....	L, 77-78
Jan. 26	at Loyola*.....	L, 50-71
Feb. 3	Detroit*.....	W, 59-55
Feb. 5	UW-Green Bay*.....	L, 49-78
Feb. 10	at UIC*.....	L, 65-71
Feb. 12	at UW-Milwaukee*.....	L, 67-90
Feb. 16	Wright State*.....	L, 64-71
Feb. 19	Eastern Michigan.....	W, 74-60
Feb. 23	Butler*.....	L, 59-79
Feb. 26	at Detroit*.....	L, 47-62
March 1	at Loyola^.....	L, 76-79

*Horizon League Game
^Horizon League Tournament
#Price Cutter Classic (Springfield, Mo.)

2005-06

7-21 • 4-12 Horizon League

Nov. 19	at Saint Francis (Pa.).....	L, 58-71
Nov. 23	Slippery Rock.....	W, 95-53
Nov. 26	at Akron.....	L, 62-67
Nov. 30	Kent State.....	L, 69-77
Dec. 4	at Marshall.....	L, 70-73
Dec. 7	at Eastern Michigan.....	L, 71-77
Dec. 10	at St. Bonaventure.....	L, 58-66
Dec. 17	Duquesne.....	W, 72-51
Dec. 21	James Madison.....	W, 72-65
Dec. 28	at Siena.....	L, 67-75
Dec. 31	at UIC*.....	L, 84-85
Jan. 2	at Loyola*.....	W, 84-76
Jan. 5	UW-Green Bay*.....	W, 95-70
Jan. 7	at Detroit*.....	L, 63-68
Jan. 12	Wright State*.....	L, 60-64
Jan. 14	Cleveland State*.....	L, 50-63
Jan. 21	Butler*.....	W, 64-62
Jan. 26	UW-Milwaukee*.....	L, 70-78
Jan. 28	at Cleveland State*.....	W, 68-63
Jan. 30	at Wright State*.....	L, 67-81
Feb. 2	UIC*.....	L, 63-70
Feb. 9	at UW-Milwaukee*.....	L, 57-98
Feb. 11	at UW-Green Bay*.....	L, 58-80
Feb. 15	Detroit*.....	L, 54-65
Feb. 18	at Canisius.....	L, 68-75
Feb. 22	at Butler*.....	L, 64-72
Feb. 25	Loyola*.....	L, 84-87
Feb. 28	at Loyola^.....	L, 61-76

*Horizon League Game
^Horizon League Tournament

2006-07

14-17 • 7-9 Horizon League

Nov. 8	vs. Central Michigan&.....	W, 74-50
Nov. 9	at Michigan State&.....	L, 61-86
Nov. 13	at Duquesne.....	L, 75-81
Nov. 19	Slippery Rock.....	W, 95-57



ALL-TIME SCORES

Nov. 22	at Michigan	L, 56-65
Nov. 24	at No. 3 Ohio State	L, 57-91
Nov. 28	Canisius	L, 59-71
Dec. 2	at UIC*	L, 64-80
Dec. 5	Lock Haven	W, 70-36
Dec. 10	at UW-Milwaukee*	W, 68-65
Dec. 16	at Robert Morris	L, 78-79
Dec. 19	at James Madison	W, 78-58
Dec. 22	at Kent State	W, 62-58
Dec. 30	Loyola*	W, 76-71
Jan. 2	Akron	L, 61-70
Jan. 6	at Detroit*	L, 51-66
Jan. 11	UW-Green Bay*	L, 49-59
Jan. 13	UW-Milwaukee*	W, 81-63
Jan. 17	at No. 15 Butler*	L, 39-67
Jan. 20	Cleveland State*	W, 68-63
Jan. 24	at Wright State*	L, 49-62
Jan. 29	at Loyola*	L, 68-80
Jan. 31	No. 11 Butler*	L, 58-71
Feb. 3	UIC*	W, 92-87
Feb. 8	at UW-Green Bay*	L, 46-55
Feb. 14	Detroit*	W, 82-70
Feb. 17	Eastern Kentucky	W, 66-61
Feb. 22	Wright State*	W, 72-57
Feb. 24	at Cleveland State*	L, 55-68
Feb. 27	Detroit^	W, 82-80
March 2	vs. UW-Green Bay^%	L, 55-72

*Horizon League Game
^Horizon League Tournament
%at Dayton, Ohio
&2K Sports College Hoops Classic

2007-08

9-21 • 5-13 Horizon League

Nov. 12	at No. 2 UCLA&	L, 52-83
Nov. 13	vs. Weber State&	W, 69-66
Nov. 16	Lock Haven	W, 95-55
Nov. 24	at Notre Dame	L, 75-87
Nov. 28	at Saint Francis (Pa.)	W, 70-65
Dec. 1	at Eastern Kentucky	L, 50-61
Dec. 5	Kent State	L, 52-59
Dec. 8	at Cleveland State*	L, 54-77
Dec. 17	Robert Morris	L, 71-74
Dec. 21	at Akron	L, 59-79
Dec. 29	Slippery Rock	W, 77-63
Jan. 3	UIC*	W, 80-68
Jan. 5	Loyola*	W, 71-61
Jan. 7	Milwaukee*	L, 39-61
Jan. 10	at Wright State*	L, 55-66
Jan. 12	at Detroit*	W, 70-66
Jan. 17	Valparaiso*	L, 61-67
Jan. 19	No. 12 Butler*	L, 69-78
Jan. 24	at Milwaukee*	L, 69-76
Jan. 26	at Green Bay*	L, 58-66
Jan. 31	at Loyola*	L, 68-69
Feb. 2	at UIC*	L, 72-86
Feb. 7	Detroit*	W, 55-48
Feb. 9	Wright State*	L, 47-50
Feb. 14	at No. 9 Butler*	L, 73-89
Feb. 16	at Valparaiso*	L, 58-77
Feb. 20	Green Bay*	W, 76-73
Feb. 23	at Buffalo	L, 82-95
March 1	Cleveland State*	L, 58-65
March 4	at UIC^	L, 59-70

*Horizon League Game
^Horizon League Tournament
& O'Reilly Auto Parts CBE Classic

2008-09

11-19 • 7-11 Horizon League

Nov. 15	Buffalo	L, 62-70
Nov. 18	at Maryland	L, 49-73
Nov. 22	Allegheny	W, 96-59
Nov. 25	at Robert Morris	L, 72-74
Nov. 29	Saint Francis (Pa.)	L, 65-66
Dec. 4	Valparaiso*	L, 57-68
Dec. 6	Butler*	L, 71-79

Dec. 15	at Kent State	L, 74-82
Dec. 19	at High Point	W, 64-61
Dec. 21	at Charlotte	L, 80-100
Dec. 29	Lock Haven	W, 81-60
Jan. 1	at Detroit*	W, 80-78
Jan. 3	at Wright State*	L, 59-60
Jan. 8	UIC*	W, 80-70
Jan. 10	Loyola*	L, 57-68
Jan. 15	at Milwaukee*	L, 50-69
Jan. 17	at Green Bay*	L, 61-78
Jan. 23	Cleveland State*	W, 64-60
Jan. 26	Akron	L, 53-67
Jan. 29	Wright State*	L, 61-67
Jan. 31	Detroit*	L, 64-68
Feb. 5	at Loyola*	W, 60-49
Feb. 7	at UIC*	W, 68-60
Feb. 12	Green Bay*	W, 77-73
Feb. 14	Milwaukee*	W, 70-68
Feb. 18	at Cleveland State*	L, 54-58
Feb. 21	Saint Peter's (N.J.)	W, 68-64
Feb. 26	at Butler*	L, 57-78
Feb. 28	at Valparaiso*	L, 59-67
March 3	UIC^	L, 68-73

*Horizon League Game
^Horizon League Tournament

2009-10

8-22 • 2-16 Horizon League

Nov. 13	at Xavier	L, 57-83
Nov. 15	Hiram	W, 81-41
Nov. 18	Kent State	L, 61-70
Nov. 21	at Saint Peter's (N.J.)	W, 88-56
Nov. 24	Geneva	W, 88-47
Nov. 28	at Pitt	L, 56-72
Dec. 3	at Detroit*	L, 71-82
Dec. 5	at Wright State*	L, 54-67
Dec. 16	at Saint Francis (Pa.)	W, 74-65
Dec. 19	at Green Bay*	L, 67-75
Dec. 22	High Point	W, 82-69
Dec. 30	Robert Morris	L, 72-67
Jan. 2	Cleveland State*	L, 48-70
Jan. 7	UIC*	W, 76-67
Jan. 9	Loyola*	W, 71-67
Jan. 14	at Valparaiso*	L, 66-70
Jan. 16	at No. 22 Butler*	L, 61-91
Jan. 22	Milwaukee*	L, 59-69
Jan. 24	Green Bay*	L, 55-69
Jan. 27	North Carolina Central	W, 70-57
Jan. 30	at Cleveland State*	L, 69-77
Feb. 4	at Loyola*	L, 85-92
Feb. 6	at UIC*	L, 68-74
Feb. 11	No. 15 Butler*	L, 57-68
Feb. 13	Valparaiso*	L, 75-77
Feb. 15	at Milwaukee*	L, 62-64
Feb. 20	at UC-Riverside	L, 60-62
Feb. 25	Wright State*	L, 73-76
Feb. 27	Detroit*	L, 54-62
March 3	at Green Bay^	

*Horizon League Game
^Horizon League Tournament
Overtime Games in Italics

YSU 100-Point Games (By Most Scored) (61)

Date	Opponent	Result
Jan. 5, 1966	St. Vincent	W, 133-83
Jan. 11, 1964	Lakeland	W, 127-53
Jan. 29, 1964	Geneva	W, 127-71
Nov. 28, 1990	Point Park	W, 127-65
Dec. 14, 1974	New Hampshire	W, 121-46
Nov. 30, 1963	Malone	W, 117-81
Feb. 26, 1969	Wayne State	W, 116-61
Jan. 25, 2001	at Western Illinois	L, 116-121 (3 OT)
Feb. 15, 1968	St. Vincent	W, 115-73
Jan. 26, 1987	Tennessee Tech	W, 115-87
Jan. 24, 1968	Buffalo State	W, 113-80
Dec. 20, 1958	Marietta	W, 112-56
Jan. 15, 1975	Alliance	W, 112-62
Feb. 27, 1979	Ashland	W, 112-73
Dec. 5, 1966	Walsh	W, 111-51
Jan. 16, 1957	Baldwin-Wallace	W, 110-90
Feb. 12, 1966	Michigan Lutheran	W, 110-66
Dec. 15, 1958	Culver Stockton	W, 108-81
Jan. 28, 1976	Wilberforce	W, 108-72
Nov. 24, 1990	Bluffton	W, 108-73
Dec. 11, 1982	Hiram	W, 107-75
Feb. 20, 1971	Alliance	W, 107-63
Dec. 7, 1974	Southern California College	W, 107-66
Feb. 24, 1992	Pittsburgh-Bradford	W, 107-68
Feb. 16, 1957	at Slippery Rock	W, 106-68
Jan. 14, 1959	Baldwin-Wallace	W, 106-82
Dec. 13, 1969	Westminster	W, 106-74
Feb. 20, 1991	Morehead State	W, 106-96
Dec. 3, 2003	Slippery Rock	W, 106-69
Dec. 2, 1970	St. Vincent	W, 105-73
Jan. 19, 1991	Northeastern Illinois	W, 105-101 (2 OT)
Jan. 11, 1969	Alliance	W, 105-84
Feb. 13, 1954	at Fenn	W, 104-55
Feb. 4, 1961	St. Vincent	W, 104-67
Jan. 30, 1965	Philadelphia Textile	W, 104-81
Dec. 1, 19983	Ohio Dominican	W, 104-37
Jan. 20, 1993	Buffalo	W, 104-89
Dec. 18, 1958	St. Vincent	W, 103-72
March 2, 1959	Findlay	W, 103-65
Feb. 1, 1961	Hillsdale	W, 103-66
Dec. 8, 1961	Lincoln	W, 103-61
Dec. 11, 1971	Geneva	W, 103-59
Feb. 6, 1968	Alliance	W, 103-73
Dec. 15, 1997	Central State	W, 103-63
Dec. 19, 1960	Morris Harvey	W, 102-77
Dec. 17, 1955	Adrian	W, 102-73
Dec. 30, 1966	Baldwin-Wallace	W, 102-74
Feb. 15, 1967	Cleveland State	W, 102-74
Jan. 17, 1979	Ashland	L, 102-107
Feb. 16, 1991	Northeastern Illinois	W, 102-69
Feb. 13, 1956	Wilberforce	W, 101-65
Feb. 19, 1957	at Lawrence Tech	W, 101-74
Dec. 4, 1961	Alma	W, 101-64
Dec. 28, 1963	Akron	W, 101-82
Feb. 12, 1964	St. Vincent	W, 101-62
Jan. 14, 1978	Akron	W, 101-81
Jan. 18, 1978	Ashland	W, 101-80
Jan. 31, 1991	The Citadel	L, 101-102
Feb. 22, 1967	Walsh	W, 100-64
Feb. 8, 1975	Buffalo	W, 100-98 (OT)
Dec. 1, 1976	Walsh	W, 100-74



COACH DOM ROSSELLI

In his 38 years as the head men's basketball coach at Youngstown State University, Dom Rosselli coached in 977 basketball games and won an impressive 60 percent of those contests. But besides coaching on the hardwood, he was also the Penguins' baseball coach for 27 years and was an assistant football coach for 20 years. So to say the least he was a busy man.

His main success was on the basketball court where he finished his tenure on the YSU sideline with an overall record of 589-388. He began his YSU coaching career in 1940 after graduating from Geneva College in 1939. He coached the Penguins for two seasons before World War II duty as a Captain in the U.S. Air Force took him off the court and overseas.

Upon his return from the war, Rosselli was very involved in YSU athletics. Rosselli returned to full-time duty on the basketball court as soon as he returned from the war.

He was an assistant coach on the football team before the war and when he returned in 1946 he returned to his assistant's position until 1963. He took over the Penguin baseball program and was the coach from 1948-50. In 1958, he was back with the Penguin baseball team and for the next 24 years was a fixture in the dugout. His YSU baseball coaching record was 418-219 (.656 winning percentage), including two NAIA District Championships and three appearances in the NCAA Playoffs.

All totaled as a head basketball and baseball coach Rosselli had a 1,007-607 record. A



Youngstown area native, basketball was his passion.

In his 38 campaigns, YSU had eight 20-win seasons, 26 winning seasons, won 19 postseason games, appeared in four NAIA National Tournaments and nine NCAA Regional Tournaments. Rosselli earned accolades for his efforts as well being named the NCAA Division IV Coach of the Year, Ohio College Coach of the Year in 1957 and 1964 and the Italian Coach of the Year in 1958.

His most successful run as the Penguins' mentor came from 1962 through 1972. In those 10 seasons, YSU never won fewer than 17 games and did not lose more than nine contests. Four of his eight 20-win years came during that span as he owned a coaching record of 197-67.

In 1963-64, Rosselli had his most successful regular season as the Penguins won a school-record 24 games finishing with a 24-3 mark.

Twice YSU advanced to the Elite Eight of the NAIA National Tournament in 1956-57 and 1957-58. Both times the Penguins won their first two games before losing in the quarterfinals.

Rosselli's area lore began when he was a quarterback at Rayen High School in the early 1930's. After graduating he was a standout football and basketball player for Geneva College.

That first year at YSU he was an assistant on Dwight Beede's football staff and Ray Sweeney's hoops staff. Rosselli and Beede first teamed up at Geneva where Beede was the football coach.

Coach Rosselli passed away in October 2008, at the age of 93, but his legacy will live on forever.



BASKETBALL LEDGER

Year	Record	Pct.
1940-41	14-8	.636
1941-42	9-12	.429
1946-47	13-10	.565
1947-48	10-14	.416
1948-49	9-14	.391
1949-50	3-20	.130
1950-51	16-7	.696
1951-52	16-7	.696
1952-53	10-14	.417
1953-54	11-16	.407
1954-55	10-17	.370
1955-56	12-14	.462
1956-57	23-4	.852
1957-58	23-7	.767
1958-59	19-9	.679
1959-60	11-14	.440
1960-61	21-7	.750
1961-62	16-12	.571
1962-63	18-9	.667
1963-64	24-3	.889
1964-65	20-6	.769
1965-66	19-7	.731
1966-67	18-7	.720
1967-68	17-8	.680
1968-69	19-7	.731
1969-70	22-5	.815
1970-71	19-6	.760
1971-72	22-7	.759
1972-73	10-13	.435
1973-74	10-16	.385
1974-75	19-9	.679
1975-76	17-9	.654
1976-77	22-7	.759
1977-78	16-9	.640
1978-79	13-13	.500
1979-80	17-10	.630
1980-81	13-13	.500
1981-82	8-18	.308
Total	589-388	.604

BASEBALL LEDGER

Year	Record	Pct.
1948	7-5	.583
1949	8-5	.615
1950	6-4	.600
1958	11-6	.647
1959	10-6	.625
1960	8-5	.615
1961	7-5	.583
1962	5-12	.294
1963	11-4	.733
1964	19-3	.864
1965	16-6	.727
1966	16-5	.762
1967	16-6	.727
1968	19-5	.792
1969	21-10	.677
1970	24-15	.615
1971	24-9	.727
1972	20-14	.588
1973	21-11	.656
1974	22-6	.786
1975	20-15	.571
1976	21-13	.606
1977	26-8	.765
1978	15-9	.625
1979	21-5	.808
1980	13-18	.419
1981	11-18	.379
Total	418-219	.656



YSU BASKETBALL A TO Z

Allen, Ronald and Alexander, Bruce • Allen played both basketball and baseball for the Penguins. Later went on to play Major League Baseball for the St. Louis Cardinals. Alexander holds the school record in career steals, and is 10th in assists and points.

Bevely, Tilman • Was inducted into the Youngstown State Athletics Hall of Fame in October 2005. Scored a YSU Division I record 55 points against Tennessee Tech on Jan. 26, 1987.

Beeghly Center • Has been the home arena for the Penguins since December 1972.

Covington, Jeff • The program's all-time leading scorer. He had 2,424 points in his 106-game career from 1974 through 1978. He averaged 22.9 contests per game while grabbing a total of 1,381 rebounds.

Division I and II • The Penguins' first season in Division I was the 1981-82 campaign. YSU was a member of the Division II ranks from the 1960-61 season through the 1980-81 campaign. YSU appeared in nine NCAA Division II Regionals.

Ellington, Ray • Joined the basketball program for the 1991-92 season after playing on the 1991 National Championship football team as a wide receiver.

Fieldhouse, South • Where the Penguins played their home games from the 1950's through the time they moved into the Beeghly Center in 1972.

Gergely, Steve and Gaston, Phil • Both individuals scored more than 1,000 points in their YSU careers. Gergely had 1,016 points while Gaston had 1,081.

Haese, Craig • Made a single-season school-record 92 3-pointers during the 2000-01 season. For his career, he drilled a school-record 198 treys on 527 attempts.

Independent • The Penguins were a Division I Independent from the 1988-89 season through the 1991-92 campaign. During that span, YSU played such teams as Minnesota, Clemson, South Carolina, Ohio State and Air Force.

Johnson, Billy • Ranks seventh in school history by scoring 1,726 total points for an average of 16.9 per game. He averaged 23.3 points during the 1969-70 season.

Knott, Tony • Ranks second in school history with 2,218 points. He scored 705 points during the 1955-56 season. He averaged 21.5 points per game during his career.

Lake, Herb • Recorded an incredible 1,848 rebounds during his career. He averaged 17.3 rebounds per game during his career from 1955-1959, including 20.5 in 1956-57.


Mogus, Leo • The only player in school history to go on to play professionally. He played for six seasons for seven different professional franchises from 1945-51 in the BAA and NBA. A native of Youngstown, he was also drafted by the Washington Redskins in the NFL draft following his senior season. His jersey number 40 is retired by the school.

Nigro, Joe • Scored 1,564 points to rank eighth in school history. Averaged 16.3 points per game between 1964-65 and 1967-68.

Overtime • The Guins played a six-overtime contest against Gannon on Feb. 28, 1966. In the shot-clock era, YSU played a four-overtime contest against Siena on Dec. 14, 2004.

Peters, Dan • Coach who ranks second in school history in victories with 78. He coached at YSU for seven seasons and was named the Mid-Continent Conference Coach of the Year in 1997-98.

Quin Humphrey • First Penguin in Division I school history to be



Leo Mogus and Coach Dom Rosselli are two Penguin basketball icons.

named first-team all-conference in consecutive years. Led Horizon League in scoring and rebounding in 2005-06.

Rosselli, Dom • Spent 38 years as the men's basketball coach and also served as the head baseball coach and an assistant football coach. Finished with a 589-388 overall record, including 26 winning seasons and eight 20-win campaigns.

Spellman, Willie • Was named a second-team All-Mid-Con and was the only Penguin to be named to the Mid-Continent all-tournament team in school history.

Timko, Bruce and Tunstall, Ricky • Timko ranks second in school history with 551 assists. He also finished with 1,021 points in 114 career games, a school record. Tunstall blocked a total of 221 shots in two seasons. He had 138 in 1982-83 and 83 in 1983-84.

Underwood, Doug • One of the most recent Penguin to score more than 1,000-points. He had 1,058 in his three seasons at YSU.

Vivo, Tony • Was the first player in school history to have his jersey number (36) retired. He was a two-time captain and two-time leading scorer for the Guins.

Williamson, Marlon • Set the school record for steals in a season with 64 during the 2002-03 campaign. Was named to the Horizon League's All-Defensive team for his efforts.

eXtra season • YSU has been within one game of making the NCAA Division I basketball tournament on two occasions. In 1985, YSU lost in the Ohio Valley Conference title game to Middle Tennessee State while in 1998, the Penguins lost to Valpo in the Mid-Con title tilt.

Yugovich, Mickey • Ranks fourth in school history by scoring 1,917 points from the 1956-57 season through the 1959-60 campaign. Also is third with 1,280 career rebounds.

Zeigler, Dave • In two years, he scored 1,288 points for YSU. He scored 623 points as a freshman and 665 points as a sophomore. He averaged 26.3 points per contest in his 49 career games.