



# ALL-LEAGUE PERFORMERS




F/C • Ray Robinson  
Second Team | 1983-84



G • Bruce Timko  
Second Team | 1983-84




G • John Keshock  
First Team | 1984-85




G • Gary Robbins  
Second Team | 1985-86




F • Tilman Bevely  
First Team | 1986-87




F • Tim Jackson  
Honorable Mention  
1989-90




F • Reggie Kemp  
Second Team | 1990-91  
Second Team | 1989-90




G • Andre Smith  
Second Team | 1994-95




G • Anthony Hunt  
Second Team | 1996-97  
First Team | 1997-98




F • Willie Spellman  
Second Team | 1997-98




G • Elmer Brown  
Second Team | 1999-00



G • Craig Haese  
First Team | 2000-01



G • Ryan Patton  
Honorable Mention  
2000-01



G • Quin Humphrey  
First Team | 2005-06  
First Team | 2006-07

## All-Conference Horizon League

**First-Team**  
2006-07 • Quin Humphrey  
2005-06 • Quin Humphrey

## Mid-Continent First-Team

2000-01 • Craig Haese  
1997-98 • Anthony Hunt  
**Second-Team**  
1999-00 • Elmer Brown  
1997-98 • Willie Spellman  
1996-97 • Anthony Hunt  
1994-95 • Andre Smith  
**Honorable-Mention**  
2000-01 • Ryan Patton

## Independent Second-Team

1990-91 • Reggie Kemp  
1989-90 • Reggie Kemp  
**Honorable-Mention**  
1989-90 Tim Jackson

## Ohio Valley First-Team

1984-85 • John Keshock  
**Second-Team**  
1983-84 • Bruce Timko  
1983-84 • Ray Robinson

## All-Tournament Mid-Continent

1997-98 • Willie Spellman

## Ohio Valley

1984-85 • John Keshock  
1983-84 • Bruce Timko  
1983-84 • Ray Robinson

## All-Newcomer Horizon League

2007-08 • Vytas Sulskis  
2005-06 • Keston Roberts  
2002-03 • Adam Baumann

## Mid-Continent

1998-99 • Elmer Brown  
1997-98 • David Brown  
1995-96 • Anthony Hunt  
1993-94 • Andre Smith

## All-Defensive Horizon League

2002-03 • Marlon Williamson

## All-Freshman Ohio Valley

1987-88 • Tim Jackson  
1981-82 • Troy Williams

## Coach of the Year Mid-Continent

1997-98 • Dan Peters

## All-Academic Horizon

2003-04 • Adam Baumann

## Mid-Continent

2000-01 • Craig Haese  
2000-01 • Andrew Hannan  
1999-00 • Craig Haese  
1999-00 • Andrew Hannan  
1999-00 • Jeremy Jackson  
1998-99 • Andrew Hannan  
1998-99 • Craig Haese  
1998-99 • DeVon Lewis  
1997-98 • DeVon Lewis  
1996-97 • Mike Brennan

## CoSIDA Academic

### All-America

2003-04 • Adam Baumann  
(Third Team)

## CoSIDA Academic

### All-District

2003-04 • Adam Baumann  
2000-01 • Craig Haese  
1998-99 • Andrew Hannan

## NAIA All-Americans

**First-Team**  
1958-59 • Herb Lake  
1955-56 • Tony Knott  
**Second-Team**  
1957-58 • Herb Lake


## D-II All-Americans

1977-78 • Jeff Covington  
1976-77 • Jeff Covington  
1975-76 • Jeff Covington



# SPECIAL HONOREES


Retired Numbers | 12 • 36 • 40 • 55 • 589




G • John McElroy  
#12 | 1965-69  
Youngstown, Ohio




G • Tony Vivo  
#36 | 1936-40  
Youngstown, Ohio



C • Leo Mogus  
#40 | 1939-43  
Youngstown, Ohio



F • Jeff Covington  
#55 | 1974-78  
Washington, D.C.



Coach Dom Rosselli  
#589  
1940-42 | 1946-83

## YSU Athletics Hall-of-Fame Inductees

- Bruce Alexander • 1994
- Ron Allen • 1990
- Bob Atterholt • 1990
- Kenneth Bergman • 1997
- Tilman Bevely • 2005
- Walter Brian • 2008
- Jeff Covington • 1988
- Dave Culliver • 1989
- Steve Gergely • 1992
- Tim Jackson • 2006
- Sam Jankovich • 2006
- Billy Johnson • 1988
- Fred "Red" Jones • 1993
- Reggie Kemp • 2004
- John Keshock • 1996
- Tony Knott • 1987
- Roy Kroll • 1991
- Herb Lake • 1986
- Mike Magula • 1995
- John McElroy • 1987
- Leo Mogus • 1985
- Charley Moore • 1998
- Terry Moore • 1992
- Joe Nigro • 1993
- Roy Taylor • 1999
- Will Teague • 1991
- Bruce Timko • 2001
- Troy Williams • 2007
- Raymond Wise • 2000
- Mickey Yugovich • 1989


## Youngstown State Athletes of the Year



2006-07 | Quin Humphrey  
Guard | Atlanta, Ga.



2000-01 | Craig Haese  
Guard | DePere, Wis.



1989-90 | Tim Jackson  
Forward | Canton, Ohio



In 1984-85 YSU won 19 games advancing the Ohio Valley Conference Championship Game.



The Penguins won 20 games and reached the Mid-Continent Conference final in 1997-98.

# THE BEEGHLY CENTER



## YEAR-BY-YEAR

Year	Record
1972-73	7-8
1973-74	13-3
1974-75	10-3
1975-76	12-4
1976-77	17-3
1977-78	11-2
1978-79	9-8
1979-80	9-4
1980-81	9-5
1981-82	5-8
1982-83	7-5
1983-84	11-2
1984-85	12-1
1985-86	10-4
1986-87	9-6
1987-88	5-9
1988-89	4-9
1989-90	7-8
1990-91	9-6
1991-92	6-10
1992-93	3-10
1993-94	4-8
1994-95	11-3
1995-96	9-4
1996-97	5-8
1997-98	10-3
1998-99	8-4
1999-00	6-6
2000-01	10-2
2001-02	5-7
2002-03	8-5
2003-04	7-6
2004-05	5-10
2005-06	5-7
2006-07	10-4
2007-08	6-7
<b>Total</b>	<b>291-208</b>

## BEEGHLY'S 5,000-PLUS CROWDS

Att.	Opponent	Date
6,571	Cleveland State	Dec. 13, 1986
6,339	Akron	Jan. 31, 1987
6,320	Akron	Jan. 6, 1984
6,213	Valparaiso	Feb. 10, 2001
6,198	Butler	Jan. 19, 2008
6,123	Akron	Jan. 9, 1988
6,000	Akron	Jan. 15, 1977
6,000	Akron	Jan. 14, 1978
5,916	Clarion State	Nov. 23, 1985
5,910	Akron	Feb. 1, 1975
5,868	Gannon	Feb. 19, 1977
5,807	Akron	Jan. 4, 1986
5,710	Gannon	Jan. 25, 1975
5,700	Ohio	Dec. 2, 1972
5,700	Gannon	Feb. 18, 1978
5,634	Cheyney	Jan. 19, 1980
5,568	Valparaiso	Feb. 19, 1998
5,511	Western Illinois	Feb. 2, 1980
5,500	Northern Kentucky	Jan. 25, 1978
5,230	Eastern Kentucky	Jan. 28, 1984
5,167	Tennessee Tech	March 3, 1986
5,160	Cleveland State	Feb. 15, 1975
5,132	LaSalle	Dec. 3, 1983
5,120	Steubenville	Jan. 7, 1978
5,120	Pittsburgh	Feb. 16, 1974
5,105	Murray State	Jan. 14, 1984
5,064	Oral Roberts	Feb. 7, 1998
5,000	Akron	Dec. 15, 1979
5,000	UM-Baltimore County	Dec. 29, 1977
5,000	Mankato State	Feb. 11, 1978

The Beeghly Center, which has been the home of the men's basketball program since the 1972-73 season, has seen a major facelift totaling more than \$4 million over the past four years, including new Dom Rosselli Court installed in the summer of 2008.

In that time, refurbishing has been done to the hallways, court lighting, classrooms, flooring, lobbies, basketball and Olympic Sports offices, swimming pool, and locker rooms. Also The Coaches Court, a plush room for Athletic Department functions and press conferences, was constructed.

Located just south of Stambaugh Stadium and north of the Veterans Plaza and the Andrews Wellness and Recreation Center, the Beeghly Center is the home of the men's basketball program. Basketball support areas in the facility include an athletic training room, weight room, coaches offices, and a newly remodeled locker room and players lounge.

Not only does the Beeghly Center have an arena, it is a multi-purpose facility that includes an Olympic-sized swimming and diving facility, racquetball and squash courts, classrooms, and administrative offices.

The entire facility was built at a cost of \$5.5 million and opened in 1972. It was dedicated in the memory of Mr. and Mrs. Leon A. Beeghly, founders of the Standard Slag Company in Youngstown.

The first men's basketball game in the Beeghly Center was on Dec. 2, 1972 when the Penguins played host to Ohio.

Eleven years after construction, the original seating capacity of 6,000 was increased to 6,500 with the addition of permanent seats in the north and south ends of the arena and 1,250 chairback seats located along the court.

In the past five years, the arena has enjoyed a facelift with the addition of two scoreboards, expanded press row seating, a redesigned court and a new sound system installed before the 2002-03 season.

In addition to athletic events, the Beeghly Center serves as the site for graduation ceremonies and the President's State of the University Address. In the past several years, wrestling matches, the Harlem Globetrotters, concerts and other functions have been held in the arena.



# BEEGLY BREAKDOWN

## Beeghly Center Record vs. Opponents

Opponent	Series Record	First Meeting	Last Meeting	Opponent	Series Record	First Meeting	Last Meeting
Air Force	1-0	1992-93	1992-93	Montana	0-1	1998-99	1998-99
<b>Akron</b>	<b>10-15</b>	<b>1972-73</b>	<b>2006-07</b>	Morehead State	4-4	1981-82	1990-91
Alabama State	1-0	1984-85	1990-91	Morgan State	1-0	1985-86	1985-86
Alliance	4-0	1972-73	1975-76	Mount Union	3-0	1974-75	1978-79
Ashland	7-2	1973-74	1986-87	Murray State	3-4	1981-82	1987-88
Austin Peay	5-2	1981-82	1987-88	Nebraska-Omaha	0-2	1974-75	1975-76
Baldwin Wallace	1-0	1972-73	1972-73	New Hampshire	2-0	1973-74	1974-75
Baltimore	1-0	1977-78	1977-78	Niagara	1-2	1995-96	2002-03
Bellarmine	3-2	1976-77	1982-83	Nicholls State	1-0	1989-90	1989-90
Bluffton	1-0	1990-91	1990-91	UNC-Wilmington	1-0	1983-84	1983-84
Boston U	0-1	2004-05	2004-05	Northeastern Illinois	4-3	1989-90	1997-98
Bowling Green	0-3	1988-89	2004-05	Northern Illinois	1-1	1992-93	1993-94
Brooklyn	2-0	1984-85	1988-89	Northern Iowa	2-2	1975-76	1985-86
Bucknell	1-0	1986-87	1986-87	Northern Kentucky	3-1	1975-76	1979-80
<b>Buffalo</b>	<b>9-2</b>	<b>1973-74</b>	<b>2002-03</b>	Northern Michigan	1-2	1978-79	1980-81
Buffalo State	1-1	1976-77	1977-78	Northwestern	0-1	1993-94	1993-94
<b>Butler</b>	<b>1-6</b>	<b>2001-02</b>	<b>2007-08</b>	Oakland	3-1	1998-99	2003-04
California-Hayward	1-0	1974-75	1974-75	Ohio	1-5	1972-73	1991-92
Canisius	0-1	2006-07	2006-07	Ohio Dominican	3-0	1972-73	1983-84
CCNY	1-0	1976-77	1976-77	Oral Roberts	3-1	1997-98	2000-01
Central Connecticut St.	2-2	1993-94	1996-97	Philadelphia Textile	5-0	1972-73	1980-81
Central Michigan	0-2	1985-86	1989-90	Pittsburgh	1-1	1973-74	1976-77
Central State	1-1	1997-98	1998-99	Pittsburgh-Bradford	1-0	1991-92	1991-92
Chicago State	7-3	1988-89	2000-01	Pittsburgh-Johnston	0-1	1991-92	1991-92
Cheyney	1-1	1979-80	1980-81	Point Park	1-0	1990-91	1990-91
Clarion	3-2	1972-73	2000-01	Prairie View	0-1	1988-89	1988-89
<b>Cleveland State</b>	<b>9-12</b>	<b>1972-73</b>	<b>2007-08</b>	Radford	2-0	1987-88	1991-92
Coppin State	0-1	1991-92	1991-92	Randolph-Macon	0-1	1976-77	1976-77
Delaware State	3-1	1978-79	1990-91	Robert Morris	2-2	1990-91	2007-08
<b>Detroit</b>	<b>5-7</b>	<b>1987-88</b>	<b>2007-08</b>	Saginaw Valley	1-0	1977-78	1977-78
Drexel	0-1	1992-93	1992-93	<b>Saint Francis (Pa.)</b>	<b>3-4</b>	<b>1978-79</b>	<b>2007-08</b>
Duquesne	1-0	2005-06	2005-06	Saint Louis	0-3	1985-86	1988-89
Dyke	1-0	1991-92	1991-92	Samford	1-0	1974-75	1974-75
Eastern Illinois	3-4	1975-76	1995-96	San Francisco State	0-2	1972-73	1973-74
Eastern Kentucky	5-3	1981-82	2006-07	Shawnee State	1-0	2002-03	2002-03
Eastern Michigan	1-1	1989-90	2004-05	Siena	1-1	1996-97	2004-05
Eastern Montana	0-1	1972-73	1972-73	Slippery Rock	11-1	1986-87	2007-08
Eastern Washington	1-0	1987-88	1987-88	South Alabama	1-0	1984-85	1984-85
Fairleigh Dickinson	0-1	1997-98	1997-98	South Carolina State	1-0	1986-87	1986-87
Ferris State	1-0	1983-84	1983-84	Southern California	1-0	1974-75	1974-75
Florida A&M	1-0	1986-87	1986-87	SIU-Edwardsville	1-0	1975-76	1975-76
Gannon	6-4	1972-73	1981-82	Southern Utah	4-0	1997-98	2000-01
Georgia State	2-0	1973-74	1974-75	Steubenville	5-2	1972-73	1977-78
<b>Green Bay</b>	<b>4-5</b>	<b>1992-93</b>	<b>2007-08</b>	St. Joseph (Ind.)	1-0	1976-77	1976-77
Hillsdale	2-0	1972-73	1975-76	St. Mary's (Calif.)	0-1	1973-74	1973-74
Hiram	4-0	1982-83	1988-89	St. Mary's (Mich.)	1-0	1985-86	1985-86
Hofstra	0-1	1998-99	1998-99	St. Peter's	0-1	1992-93	1992-93
Houston Baptist	1-0	1988-89	1988-89	St. Vincent	2-0	1979-80	1990-91
<b>Illinois-Chicago</b>	<b>2-7</b>	<b>1992-93</b>	<b>2007-08</b>	Tennessee State	2-0	1987-88	1991-92
IPFW	2-0	2001-02	2003-04	Tennessee Tech	5-4	1980-81	1987-88
IUPUI	5-1	1975-76	2000-01	Thiel	1-0	1989-90	1989-90
James Madison	1-0	2005-06	2005-06	Thomas More	1-0	1994-95	1994-95
Kent State	1-2	2001-02	2007-08	Toledo	1-1	1999-00	2002-03
Kenyon	7-0	1973-74	1995-96	Towson	0-1	1991-92	1991-92
LaRoche	1-0	1996-97	1996-97	Troy	3-1	1992-93	1996-97
LaSalle	1-0	1983-84	1983-84	Utica	0-1	1983-84	1983-84
Liberty	0-1	1988-89	1988-89	<b>Valparaiso</b>	<b>6-5</b>	<b>1989-90</b>	<b>2007-08</b>
<b>Lock Haven</b>	<b>3-0</b>	<b>2006-07</b>	<b>2007-08</b>	Walsh	2-1	1973-74	1976-77
<b>Loyola (Chicago)</b>	<b>6-2</b>	<b>1997-98</b>	<b>2007-08</b>	Washington & Jefferson	1-0	1995-96	1995-96
Maine	1-1	1976-77	1996-97	West Virginia	0-1	1981-82	1981-82
Mankato State	1-0	1977-78	1977-78	West Virginia Wesleyan	1-0	1977-78	1977-78
UM-Baltimore County	1-0	1988-89	1988-89	Western Illinois	8-6	1972-73	2000-01
UM-Eastern Shore	3-1	1978-79	1982-83	Western Kentucky	0-1	1981-82	1981-82
Messiah	1-0	1991-92	1991-92	Western Michigan	1-1	1989-90	2000-01
Middle Tennessee State	4-3	1981-82	1987-88	Westminster	3-1	1972-73	1981-82
<b>Milwaukee</b>	<b>2-10</b>	<b>1973-74</b>	<b>2007-08</b>	Wilberforce	1-0	1975-76	1975-76
Minnesota	0-1	1990-91	1990-91	Wilmington	1-0	1994-95	1994-95
UMKC	5-4	1988-89	2003-04	Wooster	2-0	1984-85	1987-88
Missouri-Rolla	1-0	1974-75	1974-75	<b>Wright State</b>	<b>6-12</b>	<b>1976-77</b>	<b>2007-08</b>

2008-09 Opponents in Bold

## Beeghly Breakdown

Games: 499 in 36 seasons

Record: 291-208

Percentage: .583

Overtime Record: 7-15

Percentage: .318

Most Consecutive Winning Seasons:

7, 1974-75 to 1980-81

Most Games, Season: 20, 1976-77

Most Wins, Season: 13, 1974-75

Most Losses, Season: 10

1991-92; 1992-93; 2004-05

Most Consecutive Wins: 12 (Twice)

Most YSU Points:

127 vs. Point Park • Nov. 28, 1990

Most Wins vs. Opponent:

12 vs. Slippery Rock

Most Losses vs. Opponent:

15 to Akron

Most Games vs. Opponent:

24 vs. Akron

## Milestone Games

1	Ohio	Dec. 2, 1972
100	Wright State	Dec. 20, 1978
200	Eastern Kentucky	Jan. 13, 1986
300	Eastern Illinois	Jan. 11, 1993
400	Detroit	Dec. 16, 2000
499	Cleveland State	March 1, 2008

## Milestone Wins

1	Alliance	Dec. 16, 1972
50	Wright State	Jan. 29, 1977
100	Bellarmine	Dec. 4, 1982
150	Tennessee State	Dec. 19, 1987
200	Cleveland State	Dec. 12, 1995
250	IPFW	Feb. 23, 2002
291	Green Bay	Feb. 20, 2008

## Overtime Games

Jan. 12, 1974 • UW-Milwaukee 72, YSU 70  
 Feb. 15, 1975 • Cleveland State 93, YSU 89  
 Jan. 9, 1976 • Nothern Kentucky 82, YSU 81  
 March 7, 1977 • Randolph-Macon 71, YSU 68  
 Feb. 2, 1980 • Western Illinois 77, YSU 73  
 Nov. 28, 1981 • Westminster 68, YSU 66  
 Feb. 27, 1982 • Murray State 69, YSU 66  
 Jan. 15, 1983 • YSU 75, Austin Peay 70  
 Jan. 29, 1983 • Akron 68, YSU 66  
 Feb. 5, 1983 • YSU 73, MTSU 72  
 Dec. 15, 1984 • YSU 74, South Alabama 73  
 Feb. 11, 1985 • YSU 61, Eastern Kentucky 60  
 Jan. 13, 1986 • YSU 75, E. Kentucky 69 (2)  
 Feb. 16, 1987 • YSU 69, Morehead State 68  
 Jan. 23, 1991 • Akron 71, YSU 66  
 Dec. 19, 1998 • Montana 81, YSU 74  
 Dec. 14, 1999 • Niagara 82, YSU 77  
 Jan. 20, 2001 • YSU 71, Chicago State 68 (2)  
 Jan. 21, 2004 • Butler 67, YSU 66  
 Feb. 7, 2004 • UW-Green Bay 73, YSU 70  
 Dec. 14, 2004 • Siena 79, YSU 78 (4)  
 Feb. 25, 2006 • Loyola 87, YSU 84

# SINGLE-GAME TEAM RECORDS

## Points Scored

- 1. 133 vs. St. Vincent .....Jan. 5, 1967
- 2. 127 vs. Lakeland .....Jan. 11, 1964
- 2. 127 vs. Geneva .....Jan. 29, 1964
- 2. 127 vs. Point Park .....Nov. 28, 1990
- 5. 121 vs. New Hampshire .....Dec. 14, 1974

## Points in a Half

- 75 vs. Lakeland (2nd).....Jan. 11, 1964
- 74 vs. Point Park (1st) .....Nov. 28, 1990

## Combined Points

- 237, YSU (111) and Western Illinois (116), Jan. 25, 2001

## Field Goals Made


- 1. 58 vs. Lakeland.....Jan. 11, 1964
- 2. 56 vs. St. Vincent.....Jan. 5, 1964
- 3. 55 vs. New Hampshire.....Dec. 14, 1974
- 4. 54 vs. Geneva.....Jan. 29, 1964
- 5. 50 vs. Walsh .....Dec. 5, 1966

## Field Goals Attempted

- 1. 104 vs. Wayne State.....Feb. 26, 1969
- 2. 100 vs. Geneva.....Jan. 29, 1964
- 3. 99 vs. Lakeland.....Jan. 11, 1964
- 4. 95 vs. New Hampshire.....Dec., 14, 1974
- 5. 94 vs. St. Vincent.....Jan. 15, 1967
- 5. 94 vs. Bluffton.....Nov. 24, 1990

## Field Goal Percentage

- 1. .816 (31-38) vs. Northern Iowa .....Jan. 26, 1980
- 2. .696 (32-46) vs. Tennessee Tech .....Jan. 7, 1982
- 3. .632 (48-76) vs. Ashland.....Feb. 27, 1979
- 4. .631 (36-57) vs. IUPUI .....Dec. 11, 1977
- 5. .629 (39-62) vs. Morehead State .....Feb. 20, 1991



Reggie Kemp was involved in three of the highest rebounding games in school history.

- 5. .629 vs. Green Bay (39-62).....Jan. 5, 2006

## Free Throws Made

- 1. 40 vs. Buffalo.....Jan. 20, 1993
- 2. 36 vs. Tennessee State.....Dec. 28, 1991
- 3. 35 vs. Saint Francis (Pa.) .....Feb. 5, 1990
- 4. 34 at Northeastern Illinois .....Jan. 19, 1991
- 4. 34 vs. UM-Baltimore County .....Jan. 27, 1990

## Fewest Free Throws Made

- 0-1 vs. Illinois-Chicago .....Jan. 3, 2005
- 0-4 at Drexel .....Feb. 10, 1992

## Free Throw Attempts

- 1. 62 vs. Buffalo.....Jan. 20, 1993
- 2. 53 vs. UM-Baltimore County .....Jan. 27, 1990
- 3. 47 at Northeastern Illinois .....Jan. 19, 1991
- 4. 44 vs. Northeastern Illinois .....Jan. 29, 1990
- 4. 44 vs. Saint Francis (Pa.) .....Feb. 5, 1990

## Fewest Free-Throw Attempts

- 1 vs. Illinois-Chicago .....Jan. 3, 2005

## Highest Free-Throw Percentage (Most Made)

- 1.000 (13-13) vs. St. Mary's .....Dec. 12, 1998
- 1.000 (12-12) at Missouri.....Dec. 21, 1981
- 1.000 (10-10) vs. Green Bay.....Jan. 5, 2006

## 3-Point Field Goals

- 1. 14 vs. Pitt.-Bradford .....Feb. 24, 1992
- 1. 14 vs. Southern Utah .....Feb. 6, 1999
- 1. 14 vs. Slippery Rock.....Dec. 3, 2003
- 1. 14 vs. UIC.....Feb. 3, 2007
- 5. 13 vs. Oral Roberts .....Feb. 7, 1998
- 5. 13 vs. Detroit.....Feb. 14, 2007

## 3-Point Field-Goal Attempts

- 1. 31 vs. Troy State .....Jan. 11, 1997
- 2. 30 vs. Slippery Rock.....Nov. 23, 2005
- 3. 29 at Canisius.....Feb. 18, 2006
- 3. 29 vs. Troy State .....Feb. 8, 1997
- 3. 29 at UIC .....Feb. 2, 2008

## 3-Pt. Field Goal Pct.

- 1.000 (5-5) vs. Eastern Illinois .....Jan. 28, 1995

## Rebounds

- 1. 64 vs. Tennessee Tech.....Jan. 26, 1987
- 2. 62 vs. Lock Haven.....Nov. 16, 2007
- 2. 62 vs. Point Park.....Nov. 28, 1990
- 4. 60 vs. Chicago State .....Jan. 12, 1991
- 5. 58 vs. St. Vincent.....Dec. 29, 1990

## Most Rebounds (Combined)

- 110, YSU vs. Tennessee Tech .....Jan. 26, 1987

## Assists

- 1. 33 vs. Point Park.....Nov. 28, 1990
- 2. 32 vs. Pitt.-Bradford .....Feb. 24, 1992
- 2. 32 vs. Bluffton.....Nov. 24, 1990
- 4. 30 vs. Chicago State .....Jan. 15, 1996
- 4. 30 vs. Slippery Rock.....Dec. 3, 2003
- 4. 30 vs. Kenyon.....Jan. 28, 1991

## Blocks

- 1. 14 vs. Delaware State.....Feb. 14, 1983
- 2. 12 vs. Middle Tennessee State.....Jan. 8, 1983

- 3. 11 vs. Bellarmine .....Dec. 4, 1982
- 3. 11 vs. Clarion.....Nov. 26, 1988
- 5. 10 vs. IPFW.....Feb. 23, 2002

## Steals

- 1. 30 vs. Central State .....Dec. 15, 1997
- 2. 22 vs. Bluffton.....Nov. 24, 1990
- 3. 21 vs. Slippery Rock.....Dec. 3, 2003
- 4. 18 vs. Thomas More.....Dec. 30, 1994
- 4. 18 vs. Wright State .....Feb. 6, 1993
- 4. 18 vs. Saint Francis (Pa.) .....Nov. 29, 2003

## Fouls

- 1. 33 at Western Illinois.....Jan. 25, 2001
- 1. 33 at Montana.....Dec. 17, 1999
- 3. 32 at Green Bay .....Feb. 19, 2003
- 3. 32 vs. Morehead State.....Jan. 26, 1984
- 5. 31 at Niagara.....Nov. 22, 2003

## Most Fouls (Combined)

- 64, YSU vs. Western Illinois .....Jan. 25, 2001

## Most Disqualifications

- 4 vs. Morehead State.....Jan. 26, 1984
- 4 at Western Illinois.....Jan. 25, 2001

## Scoring Margins

### Largest Margin of Victory

- 1. 75 vs. New Hampshire (121-46) .....Dec. 14, 1974
- 2. 74 vs. Lakeland (127-53) .....Jan. 11, 1964
- 3. 67 vs. Ohio Dominican (104-37) .....Dec. 1, 1983
- 4. 62 vs. Point Park (127-65) .....Nov. 28, 1990
- 5. 60 vs. Walsh (111-51) .....Dec. 5, 1966


## Overtime Scoring

### Most Points In An Overtime

- 15 vs. Eastern Kentucky .....Jan. 21, 1983
- 15 vs. Cleveland State (2nd).....Feb. 15, 1975
- 15 vs. Northeastern Illinois, (2nd) .....Jan. 19, 1991

## Fewest Points In Overtime

- 0 vs. Akron (2nd).....Feb. 4, 1984



Craig Haese scored 15 points in a triple-overtime loss at Western Illinois in 2001.

# INDIVIDUAL GAME RECORDS

## Points

- 72, John McElroy vs. Wayne State, 2/26/1969
- 55, Tilman Bevely vs. Tennessee Tech, 11/26/1987
- 52, John McElroy vs. Illinois Wesleyan, 12/28/1968
- 50, Tony Knott vs. Fenn, 2/13/1954
- 46, Jeff Covington vs. Mankato State, 2/11/1978
- 46, Reggie Kemp vs. Wright State, 2/6/1993
- 46, John McElroy vs. Hiram, 12/21/1968

## Field Goals Made

- 29, John McElroy vs. Wayne State, 2/26/1969
- 23, John McElroy vs. Illinois Wesleyan, 12/28/1968
- 20, John McElroy vs. St. Vincent, 1/5/1967
- 19, Tilman Bevely vs. Tennessee Tech, 1/26/1987
- 19, Tony Knott vs. Fenn, 2/13/1954
- 19, Leo Mogus vs. Mexico City YMCA, 2/2/1942

## Field Goal Attempts


- 59, John McElroy vs. Wayne State, 2/26/1969
- 36, Anthony Mitchell vs. S.F. State, 12/13/1973
- 31, Jeff Covington vs. Missouri-Rolla, 12/27/1974
- 31, Bill Johnson vs. Central State, 2/13/1971
- 31, Ron Smith vs. UW-Oshkosh, 12/29/1970

## Field Goal Pct. (Min. 7 Made)


- 1.000 (9-9) TeJay Anderson vs. S. Utah, 1/13/2001
- 1.000 (7-7) Ricky Tunstall vs. Hiram, 12/15/83
- 90.9 (10-11) Phil Gaston at Westminster, 2/14/73

## 3-Point Field Goals

- 11, Mike Alcorn vs. Pitt-Bradford, 2/24/1992
- 8, Quin Humphrey vs. Detroit, 2/14/2007
- 8, Quin Humphrey vs. UIC, 2/3/2007
- 7, Craig Haese at Robert Morris, 1/2/2001
- 7, Craig Haese vs. UMKC, 1/4/2001



**John McElroy scored a school-record 72 points against Wayne State on Feb. 26, 1969.**



**Rafael Cruz connected on a school-record 41 consecutive free throws.**

- 7, Craig Haese vs. IUPUI, 1/27/2001
- 7, Craig Haese at UMKC, 2/17/2001
- 7, Elmer Brown vs. St. Francis (Pa.), 12/22/1999
- 7, Elmer Brown vs. Southern Utah, 2/6/1999
- 7, Dave Henderson vs. Valparaiso, 1/22/1996
- 7, Dave Henderson vs. Valparaiso, 2/17/1996

## 3-Point Field Goal Attempts

- 15, Doug Underwood vs. Wright State, 12/18/2003
- 13, Mike Alcorn vs. Pitt-Bradford, 2/24/1992
- 13, Dave Henderson vs. Valparaiso, 1/22/1996
- 13, Craig Haese at UMKC, 2/17/2001
- 12, Quin Humphrey vs. Detroit, 2/14/2007
- 12, Mike Alcorn vs. Western Illinois, 2/21/1992
- 12, Ray Ellington vs. Akron, 2/20/1992
- 12, Craig Haese vs. UMKC, 1/4/2001
- 12, Craig Haese vs. Southern Utah, 1/13/2001
- 12, Elmer Brown at Oral Roberts, 1/22/2000

## 3-Point Field Goal Pct. (Min. 4 Made)

- 1.000 (4-4) Jimmy Moore vs. Wright St., 1/5/2002
- 1.000, (4-4) Andrew Hannan vs. Kent, 11/18/1998
- 1.000, (4-4) Mark Vasser vs. Point Park, 11/28/1990
- 1.000, (4-4) John Robinson vs. Akron, 1/3/1987
- 1.000, (4-4) Eric Morgan vs. Northwestern, 12/13/1994
- 1.000 (4-4) George Cotal vs. Slippery Rock, 11/19/06
- .857 (6-7), Doug Underwood vs. UIC, 1/25/2003

## Free Throw Attempts

- 19, Jerome Sims vs. NE Illinois, 1/18/1992
- 19, Jeff Covington vs. North Kentucky, 1/25/1978
- 19, Reggie Kemp vs. NE Illinois, 1/19/1991
- 17, Tilman Bevely vs. Tennessee Tech, 1/26/1987
- 16, Reggie Kemp vs. UMBC, 1/29/1990
- 16, Art McCullough vs. Austin Peay, 12/10/1981
- 16, Jeff Covington vs. Walsh, 1/13/1975

## Consecutive Free Throws Made

- 41, Rafael Cruz, March 4, 2001-Feb. 2, 2002
- 35, Mike Alcorn, Dec. 14, 1991-Jan. 23, 1992
- 30, Bruce Alexander, Dec. 16, 1978-Jan. 14, 1979
- 22, Bruce Timko, Nov. 30, 1984-Dec. 22, 1984
- 20, Billy Johnson, Jan. 16, 1971-Feb. 8, 1971

## Free Throws Made

- 15, Jerome Sims vs. NE Illinois, 1/18/1992
- 14, John McElroy vs. Wayne State, 2/26/1969
- 14, Tony Knott vs. Gannon, 1/11/1955
- 14, Harry Krall vs. St. Francis, 1/15/1951
- 14, Reggie Kemp vs. Loyola, 1/19/1991

## Free Throw Pct. (Min. 10 Made)

- 1.000 (12-12) Bob Carlson vs. Westminster, 2/28/1976
- 1.000 (11-11) Adam Baumann at Oakland, 1/6/2003
- 1.000 (10-10) Craig Haese vs. Oakland, 2/22/2001
- 1.000 (10-10) Albert Crockett vs. Montana, 12/19/1998
- 1.000 (10-10) Stephen Flores vs. Western Illinois, 1/25/2001
- 1.000 (10-10) Rafael Cruz at Evansville, 11/17/2001
- 1.000 (10-10) Doug Underwood vs. Butler, 1/21/2004
- 1.000 (10-10) Bruce Alexander vs. Philadelphia Textile, 1/31/1979

## Rebounds

- 33, Herb Lake vs. Westminster • 2/12/1958
- 32, Jeff Covington vs. Bellarmine • 3/8/1977
- 32, Charles Day vs. Gannon • 1/26/1961
- 32, Herb Lake at Alliance • 2/18/1959
- 31, Herb Lake vs. St. Vincent • 1/28/1959

## Assists

- 26, Bill Eckert vs. Wayne State, 2/26/1969
- 20, Terry Moore vs. Georgia State, 12/28/1973
- 17, Bill Eckert vs. Wayne State, 2/15/1969
- 16, Joe Votino vs. Buffalo, 2/14/1979
- 15, Terry Moore vs. SIU-Edwardsville, 12/19/1975

## Blocked Shots

- 12, Ricky Tunstall at Delaware State, 2/14/1983
- 11, Ricky Tunstall vs. MTSU, 1/8/1983
- 8, Ricky Tunstall vs. UM-Eastern Shore, 12/9/1982
- 8, Jack Liles vs. Canisius, 11/28/2006
- 7, Ricky Tunstall vs. UNC-Wilmington, 11/28/1992
- 7, Ricky Tunstall vs. Bellarmine, 12/4/82
- 7, Ricky Tunstall vs. Murray State, 2/4/83
- 7, Ricky Tunstall at Austin Peay, 2/10/83
- 7, Ricky Tunstall vs. Ohio Dominican, 12/1/83

## Steals

- 6, Marlon Williamson at UMKC, 12/21/2002
- 6, Albert Crockett vs. Slippery Rock, 11/20/98
- 6, Anthony Hunt vs. Eastern Illinois, 1/20/96
- 6, Derrick Simmons vs. Valparaiso, 2/28/94
- 6, Kevin Cherry vs. Tennessee Tech, 3/9/84
- 6, Rob Carter vs. Westminster, 11/28/81
- 6, John Goodson vs. Morehead State, 12/19/81

# OUTSTANDING PERFORMANCES

## 40-Point Games

- 72 John McElroy vs. Wayne State • 2/26/1969
- 55 Tilman Bevely vs. Tennessee Tech • 1/26/1986
- 52 John McElroy vs. Illinois Wesleyan • 12/28/1968
- 50 Tony Knott vs. Fenn • 2/13/1954
- 46 Reggie Kemp vs. Wright State • 2/6/1993
- 46 Jeff Covington vs. Mankato State • 2/11/1978
- 46 John McElroy vs. Hiram • 12/21/1968
- 45 John McElroy vs. St. Vincent • 1/5/1967
- 44 Jeff Covington at Alliance • 1/22/1975
- 44 Leo Mogus vs. Mexico City YMCA • 2/2/1942
- 43 Leo Mogus vs. Grove City • 12/16/1942
- 42 Reggie Kemp vs. St. Francis (Pa.) • 1/2/1990
- 41 Jeff Covington at Cleveland State • 3/3/1976
- 41 Tony Knott vs. John Carroll • 2/21/1955
- 41 Tony Knott vs. Baldwin-Wallace • 2/25/1956
- 40 Tony Mitchell vs. San Francisco St. • 12/13/1973
- 40 Tony Knott vs. Gannon • 1/23/1956

## 30-Point Games

- 39 Bill Johnson vs. Kenyon • 1/7/1969
- 38 Ron Smith at Cleveland State • 12/23/1970
- 38 Tony Knott vs. Slippery Rock • 2/12/1955
- 37 Quin Humphrey vs. UIC • 2/3/2007
- 37 Domanique Crawford vs. Loyola • 2/25/2006
- 37 Dave Zeigler vs. Northern Michigan • 1/24/1980
- 37 John McElroy vs. UW-Oshkosh • 12/21/1967
- 37 David Culliver vs. Randolph-Macon • 3/5/1966
- 37 Tony Knott vs. Lawrence Tech • 1/21/1956
- 36 Quin Humphrey vs. Detroit • 2/14/2007
- 36 Tilman Bevely vs. Austin Peay • 2/21/1987
- 36 Dave Zeigler vs. Mount Union • 12/9/1978
- 36 Dave Zeigler vs. Ashland • 1/17/1979
- 36 Jeff Covington at Akron • 2/4/1978
- 36 Jeff Covington vs. Cleveland State • 2/23/1977
- 36 Tony Mitchell at Philadelphia Textile • 1/30/1974
- 36 John McElroy at Alliance • 2/19/1969
- 36 John McElroy at Walsh • 2/22/1967
- 36 John McElroy at Alderson-Broaddus • 2/6/1967
- 36 Dave Culliver vs. Gannon • 2/21/1966
- 36 Joe Nigro vs. Buffalo State • 1/26/1966
- 36 Jack Christein vs. John Carroll • 1/21/1948
- 35 Quin Humphrey vs. Wright State • 2/22/2007
- 35 Mike Alcorn vs. Pitt.-Bradford • 2/24/1992
- 35 Reggie Kemp vs. Chicago State • 2/19/1990
- 35 Dave Zeigler vs. Steubenville • 12/1/1979
- 35 Bill Johnson at St. Vincent • 2/18/1970
- 35 John McElroy vs. Kenyon • 1/4/1969
- 35 Herb Lake vs. Baldwin-Wallace • 1/16/1957
- 34 Marcus Culbreth at Troy State • 2/25/1996
- 34 Jeff Covington at Buffalo • 2/7/1978
- 34 Jeff Covington vs. Samford • 12/28/1974
- 34 Bill Johnson at Steubenville • 1/31/1970
- 34 Chuck Montgomery vs. Westminster • 12/13/1969
- 34 Joe Nigro at Michigan Lutheran • 2/12/1966
- 34 Tony Knott vs. Loyola (Chicago) • 1/30/1956
- 34 Herb Lake vs. Baldwin-Wallace • 1/25/1956
- 34 Tony Knott at Alliance • 1/15/1955
- 34 Tony Knott at Wayne State • 2/24/1954
- 34 Leo Mogus vs. Hiram • 12/10/1941
- 33 Quin Humphrey at UIC • 12/31/2005
- 33 Tim Jackson vs. St. Francis (Pa.) • 2/5/1990
- 33 Bruce Alexander vs. St. Vincent • 12/6/1980
- 33 Dave Zeigler vs. UM-Eastern Shore • 12/12/1979
- 33 Jeff Covington at Northern Iowa • 1/16/1978
- 33 Jeff Covington at Gannon • 2/19/1977

- 33 Dave Culliver vs. Philadelphia Textile • 1/30/1965
- 33 Howard McElroy vs. Gannon • 1/26/1961
- 33 Mickey Yugovich vs. Akron • 2/17/1960
- 33 Jim Cramer at Gannon • 2/2/1959
- 33 Herb Lake vs. Westmont (Calif.) • 3/12/1957
- 33 Mike Magula vs. Marietta • 1/19/1952
- 33 Charles Bush vs. Rio Grande • 1/29/1948
- 32 Quin Humphrey at Loyola • 1/2/2006
- 32 Ryan Patton vs. Western Illinois • 1/25/2001
- 32 Craig Haese vs. Tennessee State • 12/29/1999
- 32 Tim Jackson vs. Morehead State • 2/29/1988
- 32 Tilman Bevely vs. Detroit • 2/4/1987
- 32 Garry Robbins vs. Eastern Kentucky • 1/13/1986
- 32 Dave Zeigler at Ashland • 2/26/1980
- 32 Dave Zeigler vs. St. Vincent • 12/8/1979
- 32 Dave Zeigler vs. Western Illinois • 1/13/1979
- 32 Dave Zeigler vs. Bellarmine • 1/3/1979
- 32 Dave Zeigler vs. Delaware State • 12/29/1978
- 32 Jeff Covington at Bellarmine • 2/14/1978
- 32 Jeff Covington vs. Ashland • 1/18/1978
- 32 John McElroy at St. Vincent • 2/22/1969
- 32 Frank Fitz vs. Alliance • 2/6/1969
- 32 Joe Nigro at Baldwin-Wallace • 12/8/1965
- 32 Tom Getch vs. Muskingum • 1/4/1961
- 32 Howard McElroy vs. M. Harvey • 12/19/1960
- 32 Leo Mogus vs. St. Vincent • 1/27/1943
- 32 Leo Mogus vs. Dayton • 12/21/1940
- 31 Keston Roberts vs. Detroit • 2/27/2007
- 31 Quin Humphrey vs. UW-Green Bay • 1/5/2006
- 31 Tim Jackson vs. Eastern Kentucky • 2/27/1988
- 31 Tilman Bevely vs. Eastern Kentucky • 2/14/1987
- 31 Tilman Bevely vs. Wright State • 1/28/1987
- 31 Art McCullough vs. Ashland • 2/23/1981
- 31 Dave Zeigler at Cleveland State • 2/28/1980
- 31 Dave Zeigler vs. Ashland • 1/17/1980
- 31 Dave Zeigler vs. Phil. Textile • 1/14/1980
- 31 Gerald Parks at Maine • 12/14/1977
- 31 Gerald Parks vs. Clarion State • 1/4/1977
- 31 Jeff Covington at Walsh • 1/13/1975
- 31 Will Teague vs. Hiram • 12/22/1969
- 31 John McElroy vs. St. Vincent • 2/15/1968
- 31 Tony Pero at Marietta • 1/27/1962
- 31 Jim Gordon at St. Francis (Pa.) • 2/21/1959
- 31 Herb Lake vs. St. Vincent • 1/28/1959
- 31 Jim Cramer vs. Baldwin-Wallace • 1/14/1959
- 31 Leo Mogus vs. Hiram • 12/11/1940
- 30 Keston Roberts vs. Loyola • 12/30/2006
- 30 Elmer Brown at Cincinnati • 11/19/1999
- 30 Tilman Bevely vs. Middle Tennessee • 2/9/1987
- 30 Dave Zeigler vs. Ohio • 12/16/1978
- 30 Jeff Covington vs. Saginaw Valley • 12/26/1977
- 30 Jeff Covington vs. Akron • 1/14/1978
- 30 Gary Anderson at Alliance • 12/15/1976
- 30 Bill Johnson vs. Ohio Wesleyan • 12/13/1971
- 30 Bill Johnson at St. Vincent • 2/27/1971
- 30 Bill Johnson vs. West New England • 2/6/1971
- 30 Bill Johnson vs. Geneva • 1/28/1970
- 30 Joe Nigro vs. Cleveland State • 2/15/1967
- 30 Joe Nigro vs. St. Vincent • 1/5/1967
- 30 Mickey Yugovich at Tennessee St. • 1/30/1960
- 30 Mickey Yugovich vs. St. Vincent • 12/16/1959
- 30 Mickey Yugovich vs. John Carroll • 12/15/1956
- 30 Herb Lake at Geneva • 1/26/1957
- 30 Mike Magula vs. Fenn • 1/5/1952
- 30 Mike Magula vs. John Carroll • 12/14/1951
- 30 Leo Mogus vs. Carnegie Tech • 12/13/1940

## 20-REBOUND GAMES

### Division I

- 22 Jerome Sims vs. Radford • 2/8/1992
- 21 Adam Baumann vs. Oakland • 12/20/2003
- 21 Jerome Sims at NE Illinois • 11/18/1992
- 21 Jerome Sims vs. UW-Milwaukee • 2/1/1992
- 20 Tim Jackson vs. UW-Milwaukee • 1/14/1991

### Since 1958-59

- 33 Herb Lake vs. Westminster • 2/12/1958
- 32 Jeff Covington vs. Bellarmine • 3/8/1977
- 32 Charles Day vs. Gannon • 1/26/1961
- 32 Herb Lake at Alliance • 2/18/1959
- 31 Herb Lake vs. St. Vincent • 1/28/1959
- 30 Herb Lake vs. Geneva • 1956-57
- 28 Herb Lake vs. Anderson • 2/23/1959
- 27 Herb Lake at Geneva • 1/26/1959
- 26 Will Teague vs. Toronto • 12/7/1968
- 26 Will Teague at Alliance • 2/19/1969
- 26 Frank Fitz vs. Alliance • 2/6/1968
- 26 Mickey Yugovich vs. Alma • 12/5/1959
- 26 Robert Mayberry • 1953-54
- 25 Frank Fitz vs. Hiram • 12/19/1967
- 25 Richard Denamen at Geneva • 1/29/1969
- 25 Joe LaVolpa vs. Alliance • 2/17/1966
- 24 Jeff Covington at Alliance • 1/22/1975
- 24 Ron Allen vs. Gannon • 12/11/1963
- 24 Ron Allen vs. Geneva • 12/16/1963
- 24 Ron Allen vs. Geneva • 2/12/1962
- 24 Charles Day vs. South Carolina St. • 3/11/1961
- 24 Herb Lake vs. Findlay • 3/2/1959
- 23 Jeff Skeeles at Steubenville • 1/31/1970
- 23 Jeff Covington vs. Baltimore • 12/29/1977
- 23 Ron Allen vs. Malone • 12/3/1962
- 23 Herb Lake at Alliance • 12/8/1958
- 23 Herb Lake vs. Baldwin-Wallace • 3/3/1959
- 22 Jeff Skeeles vs. UW-Oshkosh • 12/29/1970
- 22 Frank Fitz vs. Alderson Broaddus • 1/4/1968
- 22 Ron Allen vs. Alderson Broaddus • 12/12/1962
- 22 Ron Allen vs. Hillsdale • 1/31/1962
- 22 Micky Yugovich at Alliance • 12/14/1959
- 22 Herb Lake at Gannon • 2/2/1959
- 21 Jeff Covington vs. Ashland • 1/19/1977
- 21 Gary Anderson vs. Walsh • 12/1/1973
- 21 Frank Fitz at Hillsdale • 3/2/1968
- 21 Charles Rowan vs. Alliance • 12/1/1966
- 21 Ron Allen at Buffalo • 1/25/1964
- 21 Ron Allen vs. Baldwin-Wallace • 2/7/1963
- 21 Ron Allen at Hillsdale • 2/21/1962
- 21 Jim Himmelwright vs. Ashland • 12/1/1960
- 21 Herb Lake vs. Central State • 1/12/1959
- 21 Herb Lake at Baldwin-Wallace • 2/28/1959
- 20 Jeff Covington vs. N. Kentucky • 1/9/1976
- 20 Gary Anderson at Alliance • 12/15/1976
- 20 Will Teague vs. Illinois Wesleyan • 1/3/1970
- 20 Ron Allen vs. Malone • 11/30/1963
- 20 Ron Allen at St. Vincent • 2/16/1963
- 20 Mickey Yugovich • 2/23/1959

# INDIVIDUAL RECORDS

## Season Points

1. John McElroy (1968-69).....	729
2. Tony Knott (1952-56).....	705
3. Dave Zeigler (1979-80).....	665
4. Tilman Bevely (1986-87).....	662
5. Jeff Covington (1977-78).....	660
6. Jeff Covington (1976-77).....	633
7. Dave Zeigler (1978-79).....	623
8. Reggie Kemp (1990-91).....	589
9. Quin Humphrey (2006-07).....	584
10. Bill Johnson (1969-70).....	582

## Career Points

1. Jeff Covington (1974-78).....	2,424
2. Tony Knott (1952-56).....	2,218
3. John McElroy (1965-69).....	1,942
4. Mickey Yugovich (1956-60).....	1,917
5. Reggie Kemp (1988-93).....	1,820
6. Herb Lake (1955-59).....	1,783
7. Billy Johnson (1968-72).....	1,726
8. Quin Humphrey (2003-07).....	1,707
9. Joe Nigro (1964-68).....	1,564
10. Tim Jackson (1987-91).....	1,531

## Season Points Per Game

1. John McElroy (1968-69).....	28.0
2. Dave Zeigler (1979-80).....	27.7
3. Tony Knott (1952-56).....	27.1
4. Jeff Covington (1977-78).....	26.4
5. Dave Zeigler (1978-79).....	24.9
6. Tilman Bevely (1986-87).....	23.6
7. Jeff Covington (1976-77).....	23.4
8. Bill Johnson (1969-70).....	23.3
9. John McElroy (1966-67).....	21.5
10. Mickey Yugovich (1959-60).....	21.2

## Career Points Per Game


1. Dave Zeigler (1978-80).....	26.3
2. Jeff Covington (1974-78).....	22.9
3. Tony Knott (1952-56).....	21.5
4. John McElroy (1965-69).....	19.8
5. Dave Culliver (1962-66).....	18.1
6. Mickey Yugovich (1956-60).....	17.5
7. Reggie Kemp (1988-93).....	16.9
8. Billy Johnson (1968-72).....	16.9
9. Herb Lake (1955-59).....	16.7
10. Joe Nigro (1964-68).....	16.0

## Season Field Goal Attempts

1. John McElroy (1968-69).....	732
2. Tony Knott (1952-56).....	571
3. Bill Johnson (1969-70).....	549
4. Mickey Yugovich (1959-60).....	549
5. Tilman Bevely (1986-87).....	546
6. Billy Johnson (1971-72).....	517
7. Anthony Mitchell (1973-74).....	512
8. John McElroy (1967-68).....	508
9. Dave Zeigler (1978-79).....	507
10. Dave Zeigler (1979-80).....	506

## Career Field Goal Attempts

1. John McElroy (1965-69).....	1,959
2. Mickey Yugovich (1956-60).....	1,786
3. Billy Johnson (1968-72).....	1,696
4. Herb Lake (1955-59).....	1,668
5. Jeff Covington (1974-78).....	1,665
6. Joe Nigro (1964-68).....	1,480
7. Reggie Kemp (1988-93).....	1,450



**Dave Zeigler averaged a school-best 26.3 points per game in his two-year career.**

8. Dave Culliver (1962-66).....	1,368
9. Bruce Alexander (1978-82).....	1,279
10. Tilman Bevely (1984-88).....	1,273

## Season Field Goal Percentage

1. TeJay Anderson (2000-01).....	60.8 (87-143)
2. Jeff Covington (1976-77).....	60.1 (247-411)
3. Art McCullough (1982-83).....	59.3 (70-118)
4. John Keshock (1984-85).....	57.8 (186-322)
5. Bob Fick (1990-91).....	57.6 (144-250)
6. TeJay Anderson (2001-02).....	57.5 (69-120)
7. Phil Gaston (1974-75).....	57.3 (181-316)
8. Tim Jackson (1990-91).....	56.4 (167-296)
9. Dave Zeigler (1979-80).....	56.1 (283-506)
10. Jack Liles (2006-07).....	55.6 (90-162)

## Career Field Goal Percentage

1. Jeff Covington (1974-78).....	55.4 (956-1,725)
2. Dave Zeigler (1978-80).....	53.9 (546-1,013)
<b>3. Jack Liles (2005-Present).....</b>	<b>53.6 (245-457)</b>
3. Tim Jackson (1987-91).....	52.6 (600-1,140)
4. Art McCullough (1980-83).....	50.9 (340-668)
5. TeJay Anderson (2000-2004).....	50.6 (339-670)
6. John Keshock (1981-85).....	50.5 (289-572)
7. Troy Williams (1981-85).....	49.6 (515-1,039)
8. Ray Robinson (1981-85).....	49.0 (432-880)
9. Adam Baumann (2002-04).....	48.7 (230-472)
10. Reggie Kemp (1988-93).....	47.9 (695-1,450)

## Season Field Goals Made

1. John McElroy (1968-69).....	310
2. Dave Zeigler (1979-80).....	284
3. Dave Zeigler (1978-79).....	262
4. Tilman Bevely (1986-87).....	257

5. Jeff Covington (1976-77).....	249
6. Jeff Covington (1976-77).....	247
7. Tony Knott (1952-56).....	243
8. Bill Johnson (1969-70).....	238
9. Reggie Kemp (1990-91).....	234
9. Mickey Yugovich (1959-60).....	234

## Career Field Goals Made

1. Jeff Covington (1974-78).....	956
2. John McElroy (1965-69).....	846
3. Mickey Yugovich (1956-60).....	791
4. Tony Knott (1952-56).....	776
5. Herb Lake (1955-59).....	721
6. Billy Johnson (1968-72).....	706
7. Bruce Alexander (1978-83).....	605
8. Tilman Bevely (1984-88).....	574
9. Dave Culliver (1962-66).....	571
10. Troy Williams (1981-85).....	515

## Season 3-Pt. Field Goals Made

1. Craig Haese (2000-01).....	92
2. Quin Humphrey (2006-07).....	62
3. Tilman Bevely (1986-87).....	61
3. Hank Raber (1994-95).....	61
5. Mike Alcorn (1991-92).....	59
5. David Henderson (1995-96).....	59
7. Elmer Brown (1998-99).....	58
8. Ryan Patton (2001-02).....	57
9. Doug Underwood (2003-04).....	54
10. Doug Underwood (2002-03).....	52

## Career 3-Point Field Goals Made

1. Craig Haese (1997-2001).....	198
2. Mike Alcorn (1990-94).....	166
3. Quin Humphrey (2003-2007).....	165
4. Hank Raber (1992-97).....	143
5. Doug Underwood (2001-04).....	135
6. Ryan Patton (1998-2002).....	126
7. Anthony Hunt (1995-98).....	116
8. Dave Henderson (1994-97).....	113
9. Elmer Brown (1998-00).....	106
10. Keston Roberts (2005-07).....	87

## Season 3-Pt. Field Goals Attempts


1. Craig Haese (2000-01).....	218
2. David Henderson (1995-96).....	174
3. Quin Humphrey (2006-07).....	172
4. Hank Raber (1994-95).....	167
5. Ryan Patton (2001-02).....	155
6. Keston Roberts (2005-06).....	148
7. Mike Alcorn (1991-92).....	144
8. Doug Underwood (2003-04).....	142
8. Tilman Bevely (1986-87).....	142
10. Craig Haese (1999-00).....	139
10. Keston Roberts (2006-07).....	139

## Career 3-Pt. Field Goals Attempts

1. Craig Haese (1997-2001).....	527
2. Quin Humphrey (2003-2007).....	451
3. Hank Raber (1992-97).....	432
4. Mike Alcorn (1990-94).....	421
5. Ryan Patton (1998-02).....	383
6. Doug Underwood (2001-04).....	371
7. Dave Henderson (1994-97).....	332
8. Keston Roberts (2005-07).....	287
9. Anthony Hunt (1995-98).....	278
10. Elmer Brown (1998-00).....	277



# INDIVIDUAL RECORDS



**Ricky Tunstall blocked 138 shots in 1982-82 and had 83 blocks in 1983-84.**

## Season 3-Pt. Field Goal Pct.

1. Andre Smith (1993-94).....	45.9 (40-90)
2. John Robinson (1986-87).....	44.7 (42-94)
3. Andrew Hannan (1998-99).....	44.3 (27-61)
4. Anthony Hunt (1997-98).....	43.9 (50-114)
5. Marc Vassar (1990-91).....	43.1 (22-51)
6. Tilman Bevely (1986-87).....	43.0 (61-142)
7. Craig Haese (2000-01).....	42.2 (92-218)
8. Anthony Hunt (1996-97).....	42.1 (49-95)
9. Doug Underwood (2002-03).....	41.9 (52-124)
10. Tilman Bevely (1987-88).....	41.1 (23-56)

## Career 3-Pt. Field Goal Pct.

1. John Robinson (1984-88).....	43.4 (43-99)
2. Tilman Bevely (1984-88).....	42.4 (84-198)
3. Anthony Hunt (1995-98).....	41.7 (116-278)
4. Andre Smith (1993-95).....	40.8 (82-201)
5. Marc Vassar (1988-93).....	39.7 (71-179)
6. Ray Ellington (1991-92).....	38.8 (42-108)
6. Quin Humphrey (2003-07).....	38.8 (165-451)
8. Mike Alcorn (1990-94).....	38.6 (142-368)
9. Elmer Brown (1998-00).....	38.3 (106-227)
9. Todd Lark (1988-90).....	38.3 (57-149)

## Season Free Throws Made

1. Jeff Covington (1977-78).....	162
2. Jerome Sims (1991-92).....	145
3. Reggie Kemp (1989-90).....	142
4. Quin Humphrey (2006-07).....	141
5. Jeff Covington (1976-77).....	139
6. Reggie Kemp (1990-91).....	121
7. Phil Gaston (1974-75).....	119

8. Adam Baumann (2003-04).....	117
9. Joe Nigro (1966-67).....	114
10. Art McCullough (1982-83).....	110
10. Anthony Hunt (1997-98).....	110
10. Quin Humphrey (2005-06).....	110

## Career Free Throws Made

1. Jeff Covington (1974-78).....	502
2. Reggie Kemp (1988-93).....	424
3. Quin Humphrey (2003-07).....	370
4. Herb Lake (1955-59).....	341
5. Mickey Yugovich (1956-60).....	335
6. Tim Jackson (1987-91).....	331
7. Joe Nigro (1964-68).....	320
8. Billy Johnson (1968-72).....	314
9. Phil Gaston (1971-75).....	293
10. Dave Culliver (1962-66).....	291

## Season Free Throws Attempted

1. Jerome Sims (1991-92).....	232
2. Jeff Covington (1977-78).....	215
3. Reggie Kemp (1989-90).....	204
4. Jeff Covington (1976-77).....	196
5. Reggie Kemp (1990-91).....	183
6. Quin Humphrey (2006-07).....	182
7. Desmond Harrison (2000-01).....	168
8. Herb Lake (1956-57).....	161
9. Adam Baumann (2003-04).....	156
10. Jim Cramer (1958-59).....	152
10. Mickey Yugovich (1956-57).....	152

## Career Free Throws Attempted

1. Jeff Covington (1974-78).....	697
2. Reggie Kemp (1988-93).....	633
3. Herb Lake (1955-59).....	554
4. Mickey Yugovich (1956-60).....	502
5. Quin Humphrey (2003-07).....	492
6. Tim Jackson (1987-91).....	449
7. Joe Nigro (1964-68).....	409
8. Billy Johnson (1968-72).....	408
9. Dave Culliver (1962-66).....	403
10. Desmond Harrison (1997-2001).....	394

## Season Free Throw Percentage

1. Craig Haese (2000-01).....	93.9 (62-66)
2. Bruce Alexander (1980-81).....	91.1 (92-101)
3. Bruce Timko (1984-85).....	90.7 (78-86)
4. Bruce Alexander (1978-79).....	86.6 (58-67)
5. Rafael Cruz (2001-02).....	86.4 (51-59)
6. Mike Alcorn (1991-92).....	85.9 (79-92)
7. Craig Haese (1999-2000).....	85.1 (57-67)
8. Verdell Rawls (1992-93).....	84.9 (62-73)
9. Dave Zeigler (1979-80).....	84.2 (101-120)
10. Rafael Cruz (2000-01).....	83.8 (98-117)

## Career Free Throw Percentage

1. Craig Haese (1997-2001).....	85.8 (181-211)
2. Bruce Alexander (1978-83).....	85.2 (248-291)
3. Rafael Cruz (2000-02).....	84.7 (149-176)
4. Dave Zeigler (1978-80).....	82.0 (200-244)
5. Keston Roberts (2005-07).....	81.8 (130-159)
6. Mike Alcorn (1990-94).....	81.6 (147-180)
7. Doug Underwood (2001-04).....	79.7 (177-222)
8. Anthony Hunt (1995-98).....	78.6 (253-322)
9. Joe Nigro (1964-68).....	78.2 (320-409)
10. Adam Baumann (2002-04).....	77.0 (218-283)
10. Billy Johnson (1968-72).....	77.0 (314-408)

## Season Rebounds

1. Herb Lake (1956-57).....	555
2. Herb Lake (1958-59).....	489
3. Herb Lake (1957-58).....	448
4. Jeff Covington (1976-77).....	366
5. Jeff Covington (1977-78).....	362
6. Herb Lake (1955-56).....	356
7. Ron Allen (1961-62).....	350
8. Charles Day (1960-71).....	349
9. Jerome Sims (1991-92).....	327
10. Frank Fitz (1967-68).....	323

## Career Rebounds

1. Herb Lake (1955-59).....	1,848
2. Jeff Covington (1974-78).....	1,381
3. Mickey Yugovich (1956-60).....	1,280
4. Tim Jackson (1987-91).....	810
5. Frank Fitz (1965-68).....	743
6. Dave Culliver (1962-66).....	729
7. Ron Smith (1968-72).....	713
8. Willie Teague (1966-70).....	700
9. Reggie Kemp (1988-93).....	681
10. Quin Humphrey (2003-07).....	674

## Season Rebound Avg. (Pre-1961)

1. Herb Lake (1956-57).....	20.5
2. Herb Lake (1958-59).....	17.4
3. Herb Lake (1957-58).....	16.6
4. Herb Lake (1955-56).....	14.2
5. Ron Allen (1961-62).....	14.0
6. Mickey Yugovich (1959-60).....	13.3
7. Charles Day (1960-61).....	12.5
8. Bob Mayberry (1955-56).....	12.0
9. Mickey Yugovich (1958-59).....	11.6
10. Mickey Yugovich (1956-57).....	11.1

## Season Rebounds Avg.

1. Jerome Sims (1991-92).....	11.7
2. Tim Jackson (1989-90).....	10.3
3. Jerome Sims (1992-93).....	9.2
4. Tim Jackson (1990-91).....	9.1
4. Shane Johnson (1988-89).....	9.1
6. Quin Humphrey (2005-06).....	8.3
7. Marcus Culbreth (1995-96).....	8.2
8. Reggie Kemp (1989-90).....	8.1
9. Ricky Tunstall (1983-84).....	8.0
10. Derrick Simmons (1994-95).....	7.9

## Career Rebounds Per Game

1. Herb Lake (1955-59).....	17.3
2. Jeff Covington (1974-78).....	13.0
3. Mickey Yugovich (1956-60).....	11.6
4. Jerome Sims (1990-92).....	10.6
5. Frank Fitz (1965-68).....	10.4
6. Willie Teague (1966-70).....	9.3
7. Joe LaVolpa (1964-67).....	9.1
8. Dave Culliver (1962-66).....	9.0
9. Ron Smith (1968-72).....	8.3
10. Tim Jackson (1987-91).....	8.0

## Season Assists

1. Billy Johnson (1971-72).....	239
2. Terry Moore (1974-75).....	230
3. Terry Moore (1973-74).....	200
4. Terry Moore (1975-76).....	189
5. Terry Moore (1976-77).....	176
6. Bruce Timko (1985-86).....	169

# INDIVIDUAL RECORDS



**Quin Humphrey set the school record for minutes played with 3,689.**

7. Ryan Patton (2000-01).....	163
8. Bruce Timko (1983-84).....	156
9. Billy Johnson (1970-71).....	153
10. Derrick Harris (2005-06).....	147

## Career Assists

1. Terry Moore (1973-76).....	619
2. Bruce Timko (1982-86).....	551
3. Ryan Patton (1998-2002).....	456
4. Billy Johnson (1968-72).....	392
5. Anthony Hunt (1995-98).....	325
6. Marc Vassar (1988-93).....	304
7. Albert Crockett (1998-00).....	283
8. Robert Carter (1978-82).....	271
9. Kevin Cherry (1981-85).....	265
10. Bruce Alexander (1978-83).....	251

## Season Assists Per Game

1. Billy Johnson (1971-72).....	8.2
1. Terry Moore (1974-75).....	8.2
3. Terry Moore (1973-74).....	7.7
4. Terry Moore (1975-76).....	7.6
5. Billy Johnson (1970-71).....	6.4
6. Terry Moore (1976-77).....	6.1
7. Bruce Timko (1985-86).....	6.0
8. Joe Votino (1977-78).....	5.8
9. Ryan Patton (2000-01).....	5.7
10. Shawn Burns (1979-80).....	5.5

## Season Steals

1. Marlon Williamson (2002-03).....	64
2. Reggie Kemp (1989-90).....	55
3. Bruce Alexander (1980-81).....	53
4. Bruce Alexander (1979-80).....	52
5. Reggie Kemp (1990-91).....	50

6. Kevin Cherry (1983-84).....	46
6. Bruce Timko (1985-86).....	46
8. John Robinson (1986-87).....	44
9. Anthony Hunt (1997-98).....	44
10. TeJay Anderson (2003-04).....	43

## Career Steals

1. Bruce Alexander (1978-83).....	182
2. Reggie Kemp (1988-93).....	175
3. Quin Humphrey (2003-07).....	137
4. Kevin Cherry (1981-85).....	133
5. Bruce Timko (1982-86).....	131
6. Marlon Williamson (1999-2003).....	122
7. Anthony Hunt (1995-98).....	113
8. Marc Vassar (1988-93).....	106
9. Matt McMurray (1993-97).....	103
9. TeJay Anderson (2000-04).....	103

## Season Blocked Shots

1. Ricky Tunstall (1982-83).....	138
2. Ricky Tunstall (1983-84).....	83
3. David Brown (1999-00).....	44
4. David Brown (1997-98).....	39
5. Jack Liles (2006-07).....	36
6. Shane Johnson (1988-89).....	33
7. TeJay Anderson (2003-04).....	30
8. David Brown (2000-01).....	29
9. TeJay Anderson (2002-03).....	27
10. Jack Liles (2007-08).....	25

## Career Blocked Shots

1. Ricky Tunstall (1982-84).....	221
2. David Brown (1997-2001).....	134
3. TeJay Anderson (2000-04).....	81
<b>4. Jack Liles (2005-Present).....</b>	<b>80</b>
5. John Barber (2003-2008).....	71
6. Brian Radakovich (2001-05).....	70
7. Troy Williams (1981-85).....	66
8. Tim Jackson (1987-91).....	52
9. Quin Humphrey (2003-07).....	46
10. Robbie Robinson (1998-00).....	41

## Season Minutes Played

1. Quin Humphrey (2006-07).....	1,105
2. Byron Davis (2007-08).....	1,063
3. Tilman Bevely (1986-87).....	1,052
4. Keston Roberts (2006-07).....	1,047
5. Ryan Patton (2000-01).....	1,038
6. Quin Humphrey (2005-06).....	1,034
7. Derrick Harris (2005-06).....	1,022
8. Quin Humphrey (2004-05).....	997
9. Bruce Timko (1983-84).....	994
10. Anthony Hunt (1997-98).....	986

## Career Minutes Played

1. Quin Humphrey (2003-2007).....	3,689
2. Tim Jackson (1987-91).....	3,484
3. Bruce Timko (1982-86).....	3,403
4. Reggie Kemp (1988-93).....	3,116
5. John Barber (2003-2008).....	3,025
6. Desmond Harrison (1997-2001).....	2,949
7. Tilman Bevely (1984-88).....	2,917
8. Craig Haese (1997-2001).....	2,787
9. Anthony Hunt (1995-98).....	2,620
10. Kevin Cherry (1981-84).....	2,431

## Season Personal Fouls

1. Robert Johnson (1985-86).....	109
----------------------------------	-----

2. Robert Johnson (1986-87).....	107
3. Ricky Tunstall (1983-84).....	105
3. Will Teague (1969-70).....	105
5. Ricky Tunstall (1982-83).....	101
6. Vytas Sulskis (2007-08).....	99
6. Desmond Harrison (2000-01).....	99
6. Troy Williams (1984-85).....	99
9. Ray Robinson (1984-85).....	98
10. Tim Jackson (1989-90).....	97
10. Tim Jackson (1988-89).....	97
10. Adam Baumann (2003-04).....	97

## Career Personal Fouls

1. Tim Jackson (1987-91).....	375
2. Troy Williams (1981-85).....	332
3. Ray Robinson (1981-85).....	312
4. David Brown (1997-2001).....	309
5. Brian Radakovich (2001-05).....	302
6. Craig Haese (1997-2001).....	274
7. Desmond Harrison (1997-2001).....	266
8. Andrew Hannan (1997-2001).....	249
9. Phil Gaston (1971-75).....	248
10. Tilman Bevely (1985-88).....	244

## Season Games Started

1. Quin Humphrey (2006-07).....	31
1. Keston Roberts (2006-07).....	31
3. Desmond Harrison (2000-01).....	30
3. Byron Davis (2007-08).....	30
3. John Barber (2007-08).....	30
6. 15 Players.....	29

## Career Games Started

1. Tim Jackson (1987-91).....	112
2. Quin Humphrey (2003-07).....	104
3. Reggie Kemp (1988-93).....	98
4. Troy Williams (1981-85).....	93
5. Bruce Timko (1982-86).....	89
6. Kevin Cherry (1981-1985).....	83
7. Anthony Hunt (1995-98).....	81
8. TeJay Anderson (2000-04).....	75
9. Desmond Harrison (1997-2001).....	73
10. Marc Vassar (1988-93).....	72
10. Ray Robinson (1981-85).....	72
10. Doug Underwood (2001-04).....	72

\*since 1980-81

## Season Games Played

1. Quin Humphrey (2006-07).....	31
1. George Cotal (2006-07).....	31
1. Keston Roberts (2006-07).....	31
1. John Barber (2006-07).....	31
1. Dwight Holmes (2006-07).....	31
1. Mikko Niemi (2006-07).....	31
7. Nineteen Players.....	30

## Career Games Played

1. John Barber (2003-08).....	120
2. Bruce Timko (1982-86).....	114
2. Dave Brown (1997-2001).....	114
2. Quin Humphrey (2003-07).....	114
5. Desmond Harrison (1997-2001).....	113
6. Tim Jackson (1987-91).....	112
6. Craig Haese (1997-2001).....	112
8. Andrew Hannan (1997-2001).....	111
9. Tilman Bevely (1984-88).....	110
9. Mickey Yugovich (1956-60).....	110

# ANNUAL STAT LEADERS

## Points

1946-47	.....	Charles Bush, 297
1947-48	.....	Charles Bush, 267
1948-49	.....	Steve Gergely, 308
1949-50	.....	Steve Gergely, 288
1950-51	.....	Mike Magula, 381
1951-52	.....	Mike Magula, 505
1952-53	.....	Tony Knott, 305
1953-54	.....	Tony Knott, 551
1954-55	.....	Tony Knott, 657
1955-56	.....	Tony Knott, 705
1956-57	.....	Herb Lake, 549
1957-58	.....	Herb Lake, 402
1958-59	.....	Mickey Yugovich, 495
1959-60	.....	Mickey Yugovich, 529
1960-61	.....	Howard McElroy, 436
1961-62	.....	Ron Allen, 347
1962-63	.....	Ron Allen, 412
1963-64	.....	Fred Jones, 443
1964-65	.....	David Culliver, 470
1965-66	.....	David Culliver, 508
1966-67	.....	John McElroy, 537
1967-68	.....	John McElroy, 482
1968-69	.....	John McElroy, 729
1969-70	.....	Bill Johnson, 582
1970-71	.....	Bill Johnson, 474
1971-72	.....	Bill Johnson, 522
1972-73	.....	Billy Wells, 270
1973-74	.....	Anthony Mitchell, 453
1974-75	.....	Jeff Covington, 543
1975-76	.....	Jeff Covington, 542
1976-77	.....	Jeff Covington, 633
1977-78	.....	Jeff Covington, 660
1978-79	.....	Dave Zeigler, 623
1979-80	.....	Dave Zeigler, 665
1980-81	.....	Bruce Alexander, 450
1981-82	.....	Art McCullough, 450
1982-83	.....	Ricky Tunstall, 299
1983-84	.....	Ray Robinson, 359
1984-85	.....	John Keshock, 455
1985-86	.....	Garry Robinson, 413
1986-87	.....	Tilman Bevely, 662
1987-88	.....	Tilman Bevely, 414
1988-89	.....	Shane Johnson, 381

1989-90	.....	Reggie Kemp, 564
1990-91	.....	Reggie Kemp, 589
1991-92	.....	Mike Alcorn, 392
1992-93	.....	Reggie Kemp, 413
1993-94	.....	Andre Smith, 371
1994-95	.....	Andre Smith, 441
1995-96	.....	Marcus Culbreth, 348
1996-97	.....	Anthony Hunt, 332
1997-98	.....	Anthony Hunt, 418
1998-99	.....	DeVon Lewis, 274
1999-00	.....	Desmond Harrison, 337
2000-01	.....	Craig Haese, 410
2001-02	.....	Ryan Patton, 409
2002-03	.....	Doug Underwood, 426
2003-04	.....	Doug Underwood, 342
2004-05	.....	Quin Humphrey, 402
2005-06	.....	Quin Humphrey, 538
2006-07	.....	Quin Humphrey, 584
2007-08	.....	Byron Davis, 465

## Rebounds

1955-56	.....	Herb Lake, 356
1956-57	.....	Herb Lake, 555
1957-58	.....	Herb Lake, 402
1958-59	.....	Mickey Yugovich, 495
1959-60	.....	Mickey Yugovich, 529
1960-61	.....	Charles Day, 349
1961-62	.....	Ron Allen, 350
1962-63	.....	Ron Allen, 380
1963-64	.....	David Culliver, 241
1964-65	.....	David Culliver, 270
1965-66	.....	Joe LaVolpa, 247
1966-67	.....	Charles Rowan, 269
1967-68	.....	Frank Fitz, 323
1968-69	.....	Will Teague, 294
1969-70	.....	Will Teague, 281
1970-71	.....	Ron Smith, 238
1971-72	.....	Billy Wells, 250
1972-73	.....	Billy Wells, 242
1973-74	.....	Gary Anderson, 233
1974-75	.....	Jeff Covington, 311
1975-76	.....	Jeff Covington, 342
1976-77	.....	Jeff Covington, 366
1977-78	.....	Jeff Covington, 362
1978-79	.....	Mitchell Atwood, 177
1979-80	.....	Mitchell Atwood, 196
1980-81	.....	Chris Tucker, 173
1981-82	.....	Troy Williams, 132
1982-83	.....	Ricky Tunstall, 181
1983-84	.....	Ricky Tunstall, 231
1984-85	.....	John Keshock, 209
1985-86	.....	Robert Johnson, 165
1986-87	.....	Tilman Bevely, 194
1987-88	.....	Tim Jackson, 165
1988-89	.....	Shane Johnson, 254
1989-90	.....	Tim Jackson, 289
1990-91	.....	Tim Jackson, 256
1991-92	.....	Jerome Sims, 327
1992-93	.....	Jerome Sims, 194
1993-94	.....	Derick Simmons, 153
1994-95	.....	Derick Simmons, 220
1995-96	.....	Marcus Culbreth, 213
1996-97	.....	Marcus Culbreth, 163
1997-98	.....	David Brown, 214
1998-99	.....	David Brown, 194
1999-00	.....	Desmond Harrison, 173
2000-01	.....	Desmond Harrison, 204
2001-02	.....	Jimmy Moore, 127
2002-03	.....	Adam Baumann, 224
2003-04	.....	Adam Baumann, 195
2004-05	.....	Quin Humphrey, 150
2005-06	.....	Quin Humphrey, 233
2006-07	.....	Quin Humphrey, 221
2007-08	.....	John Barber, 210

## Field Goals Made

1946-47	.....	Charles Bush, 117
1947-48	.....	Charles Bush, 100
1948-49	.....	Steve Gergely, 116

1949-50	.....	Steve Gergely, 106
1950-51	.....	Mike Magula, 145
1951-52	.....	Mike Magula, 186
1952-53	.....	Tony Knott, 110
1953-54	.....	Tony Knott, 198
1954-55	.....	Tony Knott, 229
1955-56	.....	Tony Knott, 243
1956-57	.....	Herb Lake, 225
1957-58	.....	Herb Lake, 151
1958-59	.....	Mickey Yugovich, 210
1959-60	.....	Mickey Yugovich, 234
1960-61	.....	Howard McElroy, 170
1961-62	.....	Ron Allen, 150
1962-63	.....	Ron Allen, 168
1963-64	.....	Fred Jones, 189
1964-65	.....	David Culliver, 188
1965-66	.....	David Culliver, 207
1966-67	.....	John McElroy, 233
1967-68	.....	John McElroy, 214
1968-69	.....	John McElroy, 310
1969-70	.....	Billy Johnson, 238
1970-71	.....	Billy Johnson, 200
1971-72	.....	Billy Johnson, 212
1972-73	.....	Billy Wells, 107
1973-74	.....	Anthony Mitchell, 201
1974-75	.....	Jeff Covington, 220
1975-76	.....	Jeff Covington, 222
1976-77	.....	Jeff Covington, 247
1977-78	.....	Jeff Covington, 249
1978-79	.....	Dave Zeigler, 262
1979-80	.....	Dave Zeigler, 284
1980-81	.....	Bruce Alexander, 179
1981-82	.....	Art McCullough, 170
1982-83	.....	Ricky Tunstall, 128
1983-84	.....	Ray Robinson, 151
1984-85	.....	John Keshock, 186
1985-86	.....	Garry Robinson, 166
1986-87	.....	Tilman Bevely, 257
1987-88	.....	Tilman Bevely, 161
1988-89	.....	Shane Johnson, 162
1989-90	.....	Reggie Kemp, 211
1990-91	.....	Reggie Kemp, 234
1991-92	.....	Mike Alcorn, 127
1992-93	.....	Reggie Kemp, 151
1993-94	.....	Andre Smith, 140
1994-95	.....	Andre Smith, 160
1995-96	.....	Marcus Culbreth, 140
1996-97	.....	Anthony Hunt, 105
1997-98	.....	Willie Spellman, 137
1998-99	.....	DeVon Lewis, 110
1999-00	.....	Desmond Harrison, 143
2000-01	.....	Craig Haese, 127
2001-02	.....	Ryan Patton, 131
2002-03	.....	Doug Underwood, 156
2003-04	.....	Adam Baumann, 112
2004-05	.....	Quin Humphrey, 147
2005-06	.....	Quin Humphrey, 189
2006-07	.....	Quin Humphrey, 189
2007-08	.....	Byron Davis, 175

## Field Goal Attempts

1955-56	.....	Tony Knott, 571
1956-57	.....	Herb Lake, 505
1957-58	.....	Mickey Yugovich, 393
1958-59	.....	Jim Gordon, 473
1959-60	.....	Mickey Yugovich, 549
1960-61	.....	Howard McElroy, 380
1961-62	.....	Ron Allen, 363
1962-63	.....	Ron Allen, 393
1963-64	.....	Fred Jones, 346
1964-65	.....	David Culliver, 470
1965-66	.....	David Culliver, 504
1966-67	.....	John McElroy, 483
1967-68	.....	John McElroy, 508
1968-69	.....	John McElroy, 732
1969-70	.....	Bill Johnson, 549
1970-71	.....	Bill Johnson, 494
1971-72	.....	Bill Johnson, 517
1972-73	.....	Billy Wells, 257


1973-74	.....	Anthony Mitchell, 512
1974-75	.....	Jeff Covington, 419
1975-76	.....	Jeff Covington, 407
1976-77	.....	Jeff Covington, 411
1977-78	.....	Jeff Covington, 452
1978-79	.....	Dave Zeigler, 507
1979-80	.....	Dave Zeigler, 506
1980-81	.....	Bruce Alexander, 409
1981-82	.....	Art McCullough, 361
1982-83	.....	Ricky Tunstall, 289
1983-84	.....	Ricky Tunstall, 286
1984-85	.....	John Keshock, 322
1985-86	.....	Garry Robinson, 398
1986-87	.....	Tilman Bevely, 546
1987-88	.....	Tilman Bevely, 387
1988-89	.....	Kevin Haddock, 349
1989-90	.....	Reggie Kemp, 402
1990-91	.....	Reggie Kemp, 478
1991-92	.....	Mike Alcorn, 277
1992-93	.....	Reggie Kemp, 341
1993-94	.....	Andre Smith, 305
1994-95	.....	Andre Smith, 375
1995-96	.....	Marcus Culbreth, 283
1996-97	.....	Willie Spellman, 251
1997-98	.....	Willie Spellman, 318
1998-99	.....	DeVon Lewis, 273
1999-00	.....	Desmond Harrison, 302
2000-01	.....	Craig Haese, 293
2001-02	.....	Ryan Patton, 333
2002-03	.....	Doug Underwood, 369
2003-04	.....	Doug Underwood, 271
2004-05	.....	Quin Humphrey, 331
2005-06	.....	Quin Humphrey, 381
2006-07	.....	Quin Humphrey, 436
2007-08	.....	Byron Davis, 388

## 3-Point FG Made

1982-83	.....	Bruce Alexander, 22
1986-87	.....	Tilman Bevely, 61
1987-88	.....	Tilman Bevely, 23
1988-89	.....	Todd Lark, 26
1989-90	.....	Todd Lark, 31
1990-91	.....	Mike Alcorn, 31
1991-92	.....	Mike Alcorn, 59
1992-93	.....	Mike Alcorn, 31
1993-94	.....	Mike Alcorn, 45
1994-95	.....	Hank Raber, 61
1995-96	.....	David Henderson, 59
1996-97	.....	David Henderson, 44
1997-98	.....	Willie Spellman, 51
1998-99	.....	Elmer Brown, 58
1999-00	.....	Elmer Brown, 48
2000-01	.....	Craig Haese, 92
2001-02	.....	Ryan Patton, 57
2002-03	.....	Doug Underwood, 52
2003-04	.....	Doug Underwood, 54
2004-05	.....	Quin Humphrey, 39
2005-06	.....	Quin Humphrey, 50
2006-07	.....	Quin Humphrey, 65
2007-08	.....	Vytas Sulskis, 46

## 3-PT FG Attempts

1982-83	.....	Jay McHugh, 54
1986-87	.....	Tilman Bevely, 142
1987-88	.....	Tilman Bevely, 56
1988-89	.....	Todd Lark, 65
1989-90	.....	Todd Lark, 84
1990-91	.....	Mike Alcorn, 80
1991-92	.....	Mike Alcorn, 144
1992-93	.....	Mike Alcorn, 86
1993-94	.....	Mike Alcorn, 111
1994-95	.....	Hank Raber, 167
1995-96	.....	David Henderson, 174
1996-97	.....	David Henderson, 125
1997-98	.....	Willie Spellman, 138
1998-99	.....	Elmer Brown, 147
1999-00	.....	Craig Haese, 139
2000-01	.....	Craig Haese, 218
2001-02	.....	Ryan Patton, 155



Mike Magula led Youngstown in scoring twice in the 1950's.

# ANNUAL STAT LEADERS

2002-03	.....	Doug Underwood, 124
2003-04	.....	Doug Underwood, 142
2004-05	.....	Quin Humphrey, 113
2005-06	.....	Keston Roberts, 148
2006-07	.....	Quin Humphrey, 172
2007-08	.....	Byron Davis, 136

## Free Throws Made

1946-47	.....	Charles Bush, 63
1947-48	.....	Jack Christein, 70
1948-49	.....	Steve Gergely, 76
1949-50	.....	Steve Gergely, 76
1950-51	.....	Mike Magula, 91
1951-52	.....	Mike Magula, 114
1952-53	.....	Tony Knott, 100
1953-54	.....	Tony Knott, 155
1954-55	.....	Tony Knott, 199
1955-56	.....	Tony Knott, 199
1956-57	.....	Mickey Yugovich, 107
1957-58	.....	Herb Lake, 100
1958-59	.....	Jim Cramer, 109
1959-60	.....	Howard McElroy, 80
1960-61	.....	Howard McElroy, 96
1961-62	.....	Tony Pero, 56
1962-63	.....	Ron Allen, 76
1963-64	.....	David Culliver, 88
1964-65	.....	David Culliver, 94
1965-66	.....	David Culliver, 94
1966-67	.....	Joe Nigro, 114
1967-68	.....	Joe Nigro, 100
1968-69	.....	John McElroy, 109
1969-70	.....	Billy Johnson, 106
1970-71	.....	Billy Johnson, 74
1971-72	.....	Billy Johnson, 98
1972-73	.....	Billy Wells, 56
1973-74	.....	Phil Gaston, 92
1974-75	.....	Phil Gaston, 119
1975-76	.....	Jeff Covington, 98
1976-77	.....	Jeff Covington, 139
1977-78	.....	Jeff Covington, 162
1978-79	.....	Dave Zeigler, 99
1979-80	.....	Dave Zeigler, 101
1980-81	.....	Bruce Alexander, 92
1981-82	.....	Art McCullough, 110
1982-83	.....	Troy Williams, 53
1983-84	.....	Bruce Timko, 101
1984-85	.....	John Keshock, 83
1985-86	.....	Garry Robinson, 81
1986-87	.....	Tilman Bevely, 87
1987-88	.....	Tim Jackson, 86
1988-89	.....	Shane Johnson, 57
1989-90	.....	Reggie Kemp, 142
1990-91	.....	Reggie Kemp, 121
1991-92	.....	Jerome Sims, 145
1992-93	.....	Reggie Kemp, 106
1993-94	.....	Antoine Woods, 62
1994-95	.....	Andre Smith, 79
1995-96	.....	Marcus Culbreth, 67
1997-98	.....	Anthony Hunt, 110
1998-99	.....	Desmond Harrison, 58
1999-00	.....	Ryan Patton, 68
2000-01	.....	Rafael Cruz, 98
2001-02	.....	Ryan Patton, 90
2002-03	.....	Adam Baumann, 101
2003-04	.....	Adam Baumann, 117
2004-05	.....	Brian Radakovich, 84
2005-06	.....	Quin Humphrey, 110
2006-07	.....	Quin Humphrey, 141
2007-08	.....	Byron Davis, 71

## Free Throw Attempts

1955-56	.....	Tony Knott, 259
1956-57	.....	Herb Lake, 161
1957-58	.....	Herb Lake, 146
1958-59	.....	Jim Carter, 152
1959-60	.....	Mickey Yugovich, 107
1960-61	.....	Charles Day, 130
1961-62	.....	Tony Pero, 91
1962-63	.....	Ron Allen, 107



**TeJay Anderson led YSU in assists and steals in 2003-04.**

1963-64	.....	David Culliver, 114
1964-65	.....	David Culliver, 138
1965-66	.....	David Culliver, 128
1966-67	.....	Joe Nigro, 145
1967-68	.....	Joe Nigro, 122
1968-69	.....	John McElroy, 148
1969-70	.....	Bill Johnson, 145
1970-71	.....	Bill Johnson, 90
1971-72	.....	Bill Johnson, 129
1972-73	.....	Billy Wells, 96
1973-74	.....	Phil Gaston, 118
1974-75	.....	Phil Gaston, 154
1975-76	.....	Jeff Covington, 215
1976-77	.....	Jeff Covington, 196
1977-78	.....	Jeff Covington, 215
1978-79	.....	Dave Zeigler, 124
1979-80	.....	Dave Zeigler, 120
1980-81	.....	Richard Russell, 103
1981-82	.....	Art McCullough, 137
1982-83	.....	Troy Williams, 74
1983-84	.....	Bruce Timko, 127
1984-85	.....	John Keshock, 117
1985-86	.....	James Wilson, 131
1986-87	.....	James Wilson, 116
1987-88	.....	Tim Jackson, 109
1988-89	.....	Shane Johnson, 92
1989-90	.....	Reggie Kemp, 204
1990-91	.....	Reggie Kemp, 183
1991-92	.....	Jerome Sims, 232
1992-93	.....	Reggie Kemp, 155
1993-94	.....	Antoine Woods, 99
1994-95	.....	Derrick Simmons, 112
1995-96	.....	Marcus Culbreth, 116
1996-97	.....	Willie Spellman, 246
1997-98	.....	Anthony Hunt, 139
1998-99	.....	Desmond Harrison, 81
1999-00	.....	Ryan Patton, 93
2000-01	.....	Desmond Harrison, 168
2001-02	.....	Ryan Patton, 111
2002-03	.....	Adam Baumann, 127
2003-04	.....	Adam Baumann, 156
2004-05	.....	Brian Radakovich, 145
2005-06	.....	Quin Humphrey, 149

2006-07	.....	Quin Humphrey, 182
2007-08	.....	Jack Liles, 105

## Steals

1976-77	.....	Gerald Parks, 40
1977-78	.....	Gerald Parks, 38
1978-79	.....	Bruce Alexander, 41
1979-80	.....	Bruce Alexander, 52
1980-81	.....	Bruce Alexander, 53
1981-82	.....	Rob Carter, 33
1982-83	.....	Kevin Cherry, 39
1983-84	.....	Kevin Cherry, 46
1984-85	.....	Kevin Cherry, 41
1985-86	.....	Bruce Timko, 46
1986-87	.....	John Robinson, 44
1987-88	.....	Tilman Bevely, 20
1988-89	.....	Todd Lark/Marc Vasser, 33
1989-90	.....	Reggie Kemp, 55
1990-91	.....	Reggie Kemp, 50
1991-92	.....	Lacy Jones, 36
1992-93	.....	Reggie Kemp, 39
1993-94	.....	Antoine Woods, 41
1994-95	.....	Andre Smith, 36
1995-96	.....	Matt McMurray, 39
1996-97	.....	Anthony Hunt, 42
1997-98	.....	Anthony Hunt, 44
1998-99	.....	DeVon Lewis, 37
1999-00	.....	Albert Crockett, 33
2000-01	.....	Craig Haese, 24
2001-02	.....	Ryan Patton, 39
2002-03	.....	Marlon Williamson, 64
2003-04	.....	TeJay Anderson, 43
2004-05	.....	Quin Humphrey, 39
2005-06	.....	Derrick Harris, 38
2006-07	.....	Quin Humphrey, 42
2007-08	.....	Vance Cooksey, 42

## Blocked Shots

1981-82	.....	Troy Williams, 20
1982-83	.....	Ricky Tunstall, 138
1983-84	.....	Ricky Tunstall, 83
1984-85	.....	Troy Williams, 22
1985-86	.....	Robert Johnson, 14
1986-87	.....	Robert Johnson, 18
1987-88	.....	Tim Jackson, 14
1988-89	.....	Shane Johnson, 33
1989-90	.....	Tim Jackson, 15
1990-91	.....	Terrell Stuart, 24
1991-92	.....	Edgar Ward, 19
1992-93	.....	Donnie Taylor, 22
1993-94	.....	Derick Simmons, 20
1994-95	.....	Matt McMurray, 15
1995-96	.....	Marcus Culbreth, 17
1996-97	.....	Marcus Culbreth, 10
1997-98	.....	David Brown, 39
1998-99	.....	David Brown, 22
1999-00	.....	David Brown, 44
2000-01	.....	David Brown, 29
2001-02	.....	Brian Radakovich, 24
2002-03	.....	TeJay Anderson, 27
2003-04	.....	TeJay Anderson, 30
2004-05	.....	Radakovich/Barber, 22
2005-06	.....	Jack Liles, 19
2006-07	.....	Jack Liles, 36
2007-08	.....	Jack Liles, 25


## Assists

1970-71	.....	Billy Johnson, 153
1971-72	.....	Billy Johnson, 239
1972-73	.....	Dave Burkholder, 97
1973-74	.....	Terry Moore, 200
1974-75	.....	Terry Moore, 230
1975-76	.....	Terry Moore, 189
1976-77	.....	Terry Moore, 176
1977-78	.....	Joe Votino, 111
1978-79	.....	Joe Votino, 110
1979-80	.....	Shawn Burns, 144
1980-81	.....	Robert Carter, 88
1981-82	.....	Robert Carter, 84

1982-83	.....	Bruce Timko, 90
1983-84	.....	Bruce Timko, 156
1984-85	.....	Bruce Timko, 136
1985-86	.....	Bruce Timko, 169
1986-87	.....	James Gilmore, 98
1987-88	.....	Tim McNair, 79
1988-89	.....	Marc Vassar, 109
1989-90	.....	Alfonzo Lurry, 90
1990-91	.....	Lacy Jones, 132
1991-92	.....	Lacy Jones, 82
1992-93	.....	Marc Vassar, 77
1993-94	.....	Andre Smith, 58
1994-95	.....	Eric Morgan, 70
1995-96	.....	Anthony Hunt, 81
1996-97	.....	Anthony Hunt, 105
1997-98	.....	Anthony Hunt, 139
1998-99	.....	Albert Crockett, 117
1999-00	.....	Albert Crockett, 121
2000-01	.....	Ryan Patton, 163
2001-02	.....	Ryan Patton, 141
2002-03	.....	Marlon Williamson, 144
2003-04	.....	TeJay Anderson, 63
2004-05	.....	Jon Mends, 97
2005-06	.....	Derrick Harris, 147
2006-07	.....	Byron Davis, 116
2007-08	.....	Vance Cooksey, 88

## Minutes Played

1981-82	.....	Art McCullough, 37.3 (969)
1982-83	.....	Ricky Tunstall, 25.5 (689)
1983-84	.....	Bruce Timko, 34.3 (994)
1984-85	.....	Bruce Timko, 31.0 (931)
1985-86	.....	Bruce Timko, 34.1 (957)
1986-87	.....	Tilman Bevely, 37.6 (1,052)
1987-88	.....	Tilman Bevely, 32.1 (899)
1988-89	.....	Tim Jackson, 29.5 (825)
1989-90	.....	Tim Jackson, 35.1 (982)
1990-91	.....	Reggie Kemp, 30.4 (852)
1991-92	.....	Jerome Sims, 33.1 (928)
1992-93	.....	Jerome Sims, 32.3 (678)
1993-94	.....	Antoine Woods, 29.9 (778)
1994-95	.....	Derick Simmons, 31.6 (886)
1995-96	.....	Marcus Culbreth, 29.4 (763)
1996-97	.....	Anthony Hunt, 33.1 (894)
1997-98	.....	Anthony Hunt, 34.0 (986)
1998-99	.....	DeVon Lewis, 29.0 (813)
1999-00	.....	Craig Haese, 31.6 (854)
2000-01	.....	Ryan Patton, 35.8 (1,038)
2001-02	.....	Ryan Patton, 34.6 (970)
2002-03	.....	Doug Underwood, 31.5 (914)
2003-04	.....	TeJay Anderson, 26.1 (730)
2004-05	.....	Quin Humphrey, 35.6 (997)
2005-06	.....	Quin Humphrey, 36.9 (1,034)
2006-07	.....	Quin Humphrey, 35.6 (1,005)
2007-08	.....	Byron Davis, 35.4 (1,063)



**David Brown led the Penguins in blocks four straight seasons.**

# OVERTIME/POSTSEASON INFO

## Overtime (20-41)

Date	Opponent	Result
Feb. 25, 2006	Loyola	L, 84-87
Dec. 31, 2005	at UIC	L, 84-85
Feb. 7, 2004	UW-Green Bay	L, 70-73
Jan. 21, 2004	Butler	L, 66-67
Dec. 30, 2000	at UW-Green Bay	L, 58-66
Jan. 20, 2000	at UMKC	W, 66-61
Dec. 14, 1999	Niagara	L, 77-82
Jan. 9, 1999	at Valparaiso	L, 76-83
Dec. 19, 1998	Montana	L, 74-81
Jan. 10, 1998	at Southern Utah	L, 80-86
Jan. 13, 1997	UMKC	L, 71-73
Jan. 20, 1996	at Eastern Illinois	L, 68-74
Jan. 24, 1994	at Valparaiso	L, 84-93
Jan. 10, 1994	at Wright State	L, 73-79
Jan. 30, 1993	at Valparaiso	L, 76-85
Dec. 3, 1992	Air Force	W, 82-78
March 2, 1991	at Liberty	W, 80-77
Feb. 9, 1991	at Chicago State	L, 94-95
Jan. 23, 1991	Akron	L, 66-71
Feb. 24, 1990	at Liberty	L, 72-76
Feb. 16, 1987	Morehead State	W, 69-68
Feb. 11, 1985	Eastern Kentucky	W, 61-60
Jan. 14, 1985	at Murray State	L, 62-66
Dec. 15, 1984	South Alabama	W, 81-55
March, 9, 1984	vs. Tennessee Tech	W, 63-55
Feb. 11, 1984	at Eastern Kentucky	L, 46-47
Feb. 5, 1983	Middle Tennessee State	W, 73-72

Jan. 29, 1983	Akron	L, 66-68
Jan. 21, 1983	at Eastern Kentucky	L, 78-83
Jan. 15, 1983	Austin Peay	W, 75-70
Feb. 27, 1982	Murray State	L, 66-69
Jan. 3, 1981	Bellarmine	L, 77-78
Nov. 28, 1981	Westminster	L, 66-68
Feb. 2, 1980	Western Illinois	L, 73-77
Feb. 7, 1978	at Buffalo	L, 85-87
Jan. 10, 1978	at Philadelphia Textile	L, 65-73
March 7, 1977	Randolph Macon	L, 68-71
Feb. 14, 1977	at Westminster	W, 54-53
Jan. 9, 1976	Northern Kentucky	L, 81-82
Feb. 8, 1975	at Buffalo	W, 100-98
Feb. 3, 1975	at Hillsdale	W, 88-84
Jan. 4, 1975	at Nebraska-Omaha	L, 97-100
Feb. 13, 1974	at Cleveland State	L, 93-99
Jan. 12, 1974	Wisconsin-Milwaukee	L, 70-72
Feb. 12, 1972	at Hillsdale	L, 62-64
Jan. 20, 1968	at Central State	L, 60-62
Feb. 13, 1968	at Baldwin-Wallace	L, 77-79
Feb. 4, 1967	Gannon	L, 39-41
Jan. 5, 1966	at Alliance	W, 65-59
Jan. 6, 1965	at Muskingum	W, 36-35
Jan. 25, 1964	at Buffalo	W, 66-64
Feb. 26, 1962	at Baldwin-Wallace	L, 64-66
Jan. 10, 1962	Central State	W, 72-67
Feb. 13, 1961	at Gannon	W, 84-76
Dec. 1, 1958	Kent	L, 51-53
Feb. 1, 1954	Alliance	W, 90-79

Feb. 13, 1952	Slippery Rock	W, 65-63
Jan. 24, 1952	Kent	L, 70-71
Feb. 6, 1948	at Alliance	W, 58-50
March 4, 1947	vs. Northern Arizona	L, 45-49
Feb. 8, 1936	at Fenn	L, 23-28

## Double Overtime (5-4)

Jan. 20, 2001	Chicago State	W, 71-68
Dec. 22, 2000	vs. Northern Iowa	W, 79-76
Jan. 19, 1991	Northeastern Illinois	W, 105-101
Jan. 13, 1986	Eastern Kentucky	W, 75-69
Feb. 15, 1975	Cleveland State	L, 89-93
Feb. 24, 1954	at Wayne State	L, 74-77
Feb. 18, 1953	Westminster	L, 86-93
Jan. 30, 1952	Baldwin-Wallace	W, 84-82
Jan. 1, 1948	Kent	L, 68-70

## Triple Overtime (1-1)

Jan. 25, 2001	at Western Illinois	L, 116-121
Feb. 4, 1984	at Akron	W, 74-72

## Four Overtimes (0-1)

Dec. 14, 2004	Siena	L, 78-79
---------------	-------	----------

## Six Overtimes (0-1)

Feb. 28, 1966	at Gannon	L, 69-71
---------------	-----------	----------

## NAIA Tournament Results

### 1946-47 • National Tournament

1st Round: Northern Arizona 49, Youngstown 45

### 1956-57 • District Tournament

1st Round: Youngstown 91, Defiance 69

Finals: Youngstown 59, Steubenville 58

### 1956-57 • National Tournament

1st Round: Youngstown 81, Westmont (Calif.) 75

2nd Round: Youngstown 80, Emporia State 74

Quarterfinals: SE Oklahoma 69, Youngstown 65

### 1957-58 • District Tournament

1st Round: Youngstown 99, Findlay 72

Championship: Youngstown 80, Wilmington 59

### 1957-58 • National Tournament

1st Round: Youngstown 88, Quincy (Ill.) 68

2nd Round: Youngstown 74, Platteville 63

Quarterfinals: Western Illinois 70, Youngstown 67

### 1958-59 • District Tournament

1st Round: Youngstown 97, Baldwin-Wallace 77

Championship: Youngstown 103, Findlay 65

### 1958-59 • National Tournament

1st Round: Youngstown 85, Northern State 76

2nd Round: Tennessee A&I 89, Youngstown 80

## Division II Tournament Results

### 1960-61 • Regional Tournament

at Crawfordsville, Ind.

1st Round: Wittenberg 43, Youngstown 28

Consolation: Youngstown 96, South Carolina St. 82

### 1961-62 • Regional Tournament

at Akron, Ohio

1st Round: Florida A&M 74, Youngstown 60

Consolation: Youngstown 58, Gannon 52

### 1962-63 • Regional Tournament

at Akron, Ohio

1st Round: Wittenberg 38, Youngstown 31

Consolation: Youngstown 65, Buffalo 53

### 1963-64 • Regional Tournament

at Akron, Ohio

1st Round: LeMoyne (N.Y.) 64, Youngstown 53

Consolation: Youngstown 91, Ithaca 79

### 1965-66 • Regional Tournament

at Akron, Ohio

1st Round: Akron 70, Youngstown 63

Consolation: Youngstown 94, Randolph Macon 63

### 1969-70 • Midwest Regional

at Reading, Pa.

1st Round: Philadelphia Textile 79, YSU 52

Consolation: Cheyney State 94, YSU 91

### 1971-72 • Midwest Regional

at Akron, Ohio

1st Round: Youngstown State 81, Gannon 71

Semifinals: Youngstown State 90, Cheyney State 80

Finals: Akron 87, Youngstown State 71

### 1974-75 • Great Lakes Regional

at Charleston, Ill.

1st Round: St. Joseph (Ind.) 96, Youngstown State 78

Consolation: Eastern Illinois 86, Youngstown State 80

### 1976-77 • Great Lakes Regional

at Youngstown, Ohio

1st Round: Randolph-Macon 71, YSU 68

Consolation: Youngstown State 81, Bellarmine 79

## Conference Tournament Results

### 1984 Ohio Valley (Morehead, Ky.)

Youngstown State 63, Tennessee Tech 55

@ Morehead State 47, Youngstown State 44

### 1985 Ohio Valley (Murfreesboro, Tenn.)

Youngstown State 79, Morehead State 74

Youngstown State 95, Eastern Kentucky 61

@ Middle Tennessee St. 66, Youngstown State 63

### 1986 Ohio Valley

Tennessee Tech 71, @ Youngstown State 68

### 1987 Ohio Valley

@ Akron 103, Youngstown State 74

### 1988 Ohio Valley

@ Middle Tennessee St. 81, Youngstown State 76

### 1995 Mid-Continent

@ Youngstown State 90, Troy State 83

@ Valparaiso 77, Youngstown State 52

### 1996 Mid-Continent (Moline, Ill.)

Western Illinois 68, Youngstown State 48

### 1997 Mid-Continent (Moline, Ill.)

Western Illinois 66, Youngstown State 64

### 1998 Mid-Continent (Moline, Ill.)

Youngstown State 75, UMKC 59

Youngstown State 74, Oral Roberts 60

Valparaiso 67, Youngstown State 48

### 1999 Mid-Continent (Moline, Ill.)

Youngstown State 78, Southern Utah 56

Oral Roberts 72, Youngstown State 58

### 2000 Mid-Continent (Moline, Ill.)

Oral Roberts 67, Youngstown State 59

### 2001 Mid-Continent (Fort Wayne, Ind.)

Oral Roberts 73, Youngstown State 70

### 2002 Horizon League (Cleveland, Ohio)

UW-Green Bay 86, Youngstown State 65

### 2003 Horizon League Tournament

Youngstown State 65, @ UW-Green Bay 61

Illinois-Chicago 79, Youngstown State 59

@ Milwaukee, Wis.

### 2004 Horizon League Tournament

@ Butler 88, Youngstown State 57

### 2005 Horizon League Tournament

@ Loyola 78, Youngstown State 75

### 2006 Horizon League Tournament

@ Loyola 76, Youngstown State 61

### 2007 Horizon League Tournament

@ Youngstown State 82, Detroit 80

UW-Green Bay 72, Youngstown State 55

@ Dayton, Ohio

### 2008 Horizon League Tournament

@ UIC 70, Youngstown State 59

# CLASS RECORDS

**Freshmen Records**

**Field Goals Made**  
262 • Dave Zeigler (1978-79)  
**Field Goal Attempts**  
507 • Dave Zeigler (1978-79)  
**Field Goal Percentage**  
TeJay Anderson (2000-01)  
60.8 • (87-of-143)  
**3-PT Field Goals Made**  
46 • Vytas Sulskis (2007-08)  
**3-PT FG Attempts**  
121 • Vytas Sulskis (2007-08)  
**3-PT FG Percentage**  
38.8 • (31-of-80)  
Mike Alcorn (1990-91)  
**Free Throws Made**  
99 • Dave Zeigler (1978-79)  
**Free Throw Attempts**  
124 • Dave Zeigler (1978-79)  
**Free Throw Percentage**  
86.7 • (39-of-45)  
Marc Vassar (1988-89)  
**Points**  
623 • Dave Zeigler (1978-79)  
**Blocks**  
39 • Dave Brown (1997-98)  
**Steals**  
42 • Vance Cooksey (2007-08)  
**Minutes**  
834 • Tim Jackson (1987-88)  
**Rebounds**  
356 • Herb Lake (1955-56)  
**Assists**  
200 • Terry Moore (1973-74)

**Sophomore Records**

**Field Goals Made**  
284 • Dave Zeigler (1979-80)  
**Field Goal Attempts**  
549 • Bill Johnson (1969-70)  
**Field Goal Percentage**  
TeJay Anderson (2001-02)  
57.5 • (69-of-120)  
**3-PT Field Goals Made**  
59 • Mike Alcorn (1991-92)  
**3-PT FG Attempts**  
144 • Mike Alcorn (1991-92)  
**3-PT FG Percentage**  
44.3 • (27-of-61)  
Andrew Hannan (1998-99)  
**Free Throws Made**  
142 • Reggie Kemp (1989-90)  
**Free Throw Attempts**  
204 • Reggie Kemp (1989-90)  
**Free Throw Percentage**  
83.7 • (36-of-43)  
Marc Vassar (1989-90)  
**Points**  
665 • Dave Zeigler (1979-80)  
**Blocks**  
36 • Jack Liles (2006-07)  
**Steals**  
55 • Reggie Kemp (1989-90)  
**Minutes**  
994 • Bruce Timko (1983-84)  
**Rebounds**  
555 • Herb Lake (1956-57)  
**Assists**  
230 • Terry Moore (1974-75)

**Junior Records**

**Field Goals Made**  
257 • Tilman Bevely (1986-87)  
**Field Goal Attempts**  
546 • Tilman Bevely (1986-87)  
**Field Goal Percentage**  
Jeff Covington (1976-77)  
60.1 • (247-of-411)  
**3-PT Field Goals Made**  
61 • Hank Raber (1994-95)  
**3-PT FG Attempts**  
174 • Dave Henderson (1995-96)  
**3-PT FG Percentage**  
44.4 • (40-of-90)  
Andre Smith (1993-94)  
**Free Throws Made**  
145 • Jerome Sims (1991-92)  
**Free Throw Attempts**  
232 • Jerome Sims (1991-92)  
**Free Throw Percentage**  
85.4 • (35-of-41)  
Aundra Brown (1990-91)  
**Points**  
662 • Tilman Bevely (1986-87)  
**Blocks**  
138 • Ricky Tunstall (1982-83)  
**Steals**  
50 • Reggie Kemp (1990-91)  
**Minutes**  
1,052 • Tilman Bevely (1986-87)  
**Rebounds**  
448 • Herb Lake (1957-58)  
**Assists**  
189 • Terry Moore (1975-76)

**Senior Records**

**Field Goals Made**  
310 • John McElroy (1968-69)  
**Field Goal Attempts**  
732 • John McElroy (1968-69)  
**Field Goal Percentage**  
John Keshock (1985-86)  
57.8 • (186-of-322)  
**3-PT Field Goals Made**  
92 • Craig Haese (2000-01)  
**3-PT FG Attempts**  
218 • Craig Haese (2000-01)  
**3-PT FG Percentage**  
43.9 • (50-of-114)  
Anthony Hunt (1997-98)  
**Free Throws Made**  
162 • Jeff Covington (1977-78)  
**Free Throw Attempts**  
215 • Jeff Covington (1977-78)  
**Free Throw Percentage**  
93.9 • (62-of-66)  
Craig Haese (2000-01)  
**Points**  
729 • John McElroy (1968-69)  
**Blocks**  
83 • Ricky Tunstall (1983-84)  
**Steals**  
64 • Marlon Williamson (2002-03)  
**Minutes**  
1,105 • Quin Humphrey (2006-07)  
**Rebounds**  
489 • Herb Lake (1958-59)  
**Assists**  
239 • Bill Johnson (1971-72)



Quin Humphrey set a senior school record for most minutes played in 2006-07.



Hank Raber made 61 3-pointers his junior year to establish a class record.



Jerome Sims set an overall school mark for free-throw attempts and makes in '91-92.

# TEAM SEASON RECORDS

## Points

1. 1990-91..... 2,388
2. 1958-59..... 2,385
3. 1974-75..... 2,349
4. 1971-72..... 2,290
5. 1957-58..... 2,287

## Field Goal Pct.

1. 1979-80..... 50.2
2. 1978-79..... 49.9
3. 1977-78..... 49.3
4. 1976-77..... 48.6
5. 1984-85..... 48.2

## 3-Point FG Made

1. 1997-98..... 199
2. 2005-06..... 191
3. 1998-99..... 185
4. 2000-01..... 178
5. 2006-07..... 168

## Scoring Average

1. 1990-91..... 85.3
2. 1958-59..... 85.2
3. 1966-67..... 84.4
4. 1974-75..... 83.9
5. 1956-57..... 82.9

## Free Throws Made

1. 2000-01..... 511
2. 1957-58..... 489
3. 1990-91..... 487
4. 1989-90..... 453
5. 1992-93..... 445

## 3-Point FG Att.

1. 2005-06..... 578
2. 1997-98..... 557
3. 1998-99..... 523
4. 2007-08..... 499
5. 2000-01..... 497

## Field Goals Made

1. 1958-59..... 994
2. 1974-74..... 967
3. 1971-72..... 936
4. 1990-91..... 915
5. 1960-61..... 902

## FT Attempts

1. 2000-01..... 747
2. 1990-91..... 731
3. 1957-58..... 728
4. 1956-57..... 707
5. 1992-93..... 705

## 3-Point FG Pct.

1. 1982-83..... 38.9
2. 1991-92..... 36.6
2. 1989-90..... 36.6
4. 1994-95..... 36.5
5. 1988-89..... 36.2

## FG Attempts

1. 1958-59..... 2,359
2. 1957-58..... 2,277
3. 1971-72..... 2,177
4. 1960-61..... 2,176
5. 1974-75..... 2,092

## Free Throw Pct.

1. 1979-80..... 75.6
2. 2001-02..... 73.9
3. 1990-91..... 73.1
4. 1998-99..... 71.1
5. 2005-06..... 70.6

## Total Rebounds

1. 1957-58..... 1,680
2. 1958-59..... 1,662
3. 1960-61..... 1,511
4. 1965-66..... 1,406
5. 1956-57..... 1,401



Guard Keston Roberts helped the Penguins attempt 578 3-pointers in 2005-06.

## Rebounding Avg.

1. 1958-59..... 59.4
2. 1957-58..... 56.0
3. 1966-67..... 55.5
4. 1965-66..... 54.1
5. 1960-61..... 54.0

## Rebounding Margin


1. 1958-59..... +12
2. 1956-57..... +11.8
3. 1957-58..... +8.6
4. 1969-70..... +8.0
4. 1970-71..... +8.0

## Assists

1. 1971-72..... 598
2. 1990-91..... 544
3. 1974-75..... 528
4. 1984-85..... 476
5. 1973-74..... 461

## Steals

1. 1990-91..... 255
2. 1989-90..... 219
3. 2003-04..... 218
4. 1998-99..... 212



Tilman Bevely was a key part of the 1984-85 squad that set a school Division I mark for field-goal percentage.

5. 1995-96..... 206

## Winning Pct.

1. 1963-64..... 889
2. 1956-57..... 852
3. 1969-70..... 815
4. 1928-29..... 800
5. 1957-58..... 767

## Blocked Shots

1. 1982-83..... 166
2. 1983-84..... 125
3. 2004-05..... 112
4. 1997-98..... 104
5. 1999-00..... 94

## Fewest Points Allowed

1. 1958-59..... 1,328
2. 1972-73..... 1,416
3. 1957-58..... 1,449
4. 1963-64..... 1,499
5. 1970-71..... 1,604

## Fewest Turnovers

1. 1972-73..... 310
2. 1996-97..... 315
3. 1970-71..... 319
4. 2005-06..... 368
5. 1981-82..... 371

## Victories

1. 1963-64..... 24
2. 1956-57..... 23
2. 1957-58..... 23
4. 1969-70..... 22
4. 1976-77..... 22
4. 1971-72..... 22

## Fewest Points Allowed Avg.

1. 1958-59..... 47.0
2. 1957-58..... 48.3
3. 1963-64..... 59.9
4. 1972-73..... 61.5
5. 1971-72..... 64.1



# YEAR-BY-YEAR STATS

YEAR	GP	FG-FGA	Pct.	FT-FTA	Pct.	3PT-3PTA	Pct.	REB	Avg.	A	TO	BK	S	Points	Avg.
1950-51	23	629	N/A	377	N/A	N/A	N/A	N/A	N/A	N/A	N/A	N/A	N/A	1,635	71.1
1953-54	27	725	N/A	566	N/A	N/A	N/A	N/A	N/A	N/A	N/A	N/A	N/A	2,016	74.7
1955-56	26	842-2,078	.405	431-692	.622	N/A	N/A	1,270	48.8	N/A	N/A	N/A	N/A	2,115	81.3
1956-57	27	900-1,990	.452	440-707	.622	N/A	N/A	1,401	51.8	N/A	N/A	N/A	N/A	2,240	82.9
1957-58	30	899-2,277	.395	489-728	.671	N/A	N/A	<b>1,680</b>	56.0	N/A	N/A	N/A	N/A	2,287	76.2
1958-59	28	<b>994-2,359</b>	.421	397-610	.650	N/A	N/A	1,662	<b>59.4</b>	N/A	N/A	N/A	N/A	2,385	85.2
1959-60	25	753-1,833	.411	312-486	.642	N/A	N/A	1,201	32.7	N/A	N/A	N/A	N/A	1,818	72.7
1960-61	28	902-2,176	.415	406-594	.683	N/A	N/A	1,511	53.9	N/A	N/A	N/A	N/A	2,210	78.9
1961-62	28	794-1,965	.404	319-486	.656	N/A	N/A	1,366	48.7	N/A	N/A	N/A	N/A	1,907	68.1
1962-63	27	736-1,739	.423	339-533	.636	N/A	N/A	1,327	49.1	N/A	N/A	N/A	N/A	1,811	67.1
1963-64	25	849-1,870	.454	374-556	.673	N/A	N/A	1,215	48.6	N/A	N/A	N/A	N/A	2,072	82.8
1964-65	26	753-1,883	.400	392-564	.695	N/A	N/A	1,195	46.0	N/A	N/A	N/A	N/A	1,898	73.9
1965-66	26	827-2,085	.397	363-541	.671	N/A	N/A	1,406	54.1	N/A	N/A	N/A	N/A	2,037	78.3
1966-67	25	866-1,947	.444	380-598	.635	N/A	N/A	1,387	55.4	N/A	N/A	N/A	N/A	2,112	84.4
1967-68	25	847-1,921	.441	360-518	.695	N/A	N/A	1,279	51.2	N/A	N/A	N/A	N/A	2,054	82.2
1968-69	26	840-1,989	.420	350-526	.670	N/A	N/A	1,262	48.5	N/A	N/A	N/A	N/A	2,028	78.0
1969-70	27	877-1,977	.443	406-682	.596	N/A	N/A	1,335	58.3	N/A	N/A	N/A	N/A	2,160	80.0
1970-71	25	809-1,928	.419	294-451	.652	N/A	N/A	1,130	53.4	406	319	N/A	N/A	1,912	76.5
1971-72	29	936-2,177	.429	418-631	.662	N/A	N/A	1,324	54.7	<b>598</b>	374	N/A	N/A	2,290	78.9
1972-73	23	604-1,470	.408	209-342	.605	N/A	N/A	893	44.4	382	310	N/A	N/A	1,417	61.6
1973-74	26	858-1,903	.451	313-469	.668	N/A	N/A	1,143	43.9	461	N/A	N/A	N/A	2,029	78.1
1974-75	28	967-2,092	.462	415-603	.688	N/A	N/A	1,247	44.5	528	N/A	N/A	N/A	2,349	83.9
1975-76	26	817-1,707	.480	297-429	.692	N/A	N/A	1,109	42.7	412	398	N/A	N/A	1,931	74.2
1976-77	27	828-1,698	.488	353-527	.670	N/A	N/A	1,083	40.0	411	N/A	N/A	172	2,009	74.4
1977-78	25	740-1,500	.493	371-547	.678	N/A	N/A	958	38.3	349	N/A	N/A	134	1,851	74.1
1978-79	26	745-1,494	.499	332-473	.702	N/A	N/A	813	30.1	418	N/A	N/A	162	1,822	70.1
1979-80	27	792-1,579	<b>.502</b>	411-544	.756	N/A	N/A	975	36.1	437	428	N/A	188	1,991	73.7
1980-81	26	695-1,545	.450	365-524	.697	N/A	N/A	814	31.3	319	429	55	187	1,755	67.5
1981-82	26	669-1,420	.471	326-486	.671	N/A	N/A	721	27.7	297	371	52	147	1,664	64.0
1982-83	27	789-1,788	.441	311-502	.620	75-193	<b>.389</b>	1,016	37.6	369	424	<b>166</b>	166	1,964	72.7
1983-84	29	815-1,709	.477	389-578	.673	N/A	N/A	1,087	37.5	451	463	125	197	2,019	69.6
1984-85	30	824-1,709	.482	436-626	.697	N/A	N/A	1,016	33.8	476	421	68	183	2,084	69.5
1985-86	28	789-1,736	.454	357-570	.626	N/A	N/A	1,070	38.2	444	423	51	159	1,916	68.4
1986-87	28	823-1,847	.446	309-471	.656	N/A	N/A	1,103	39.4	415	447	65	189	2,084	74.4
1987-88	28	713-1,673	.426	325-480	.677	34-103	.330	993	35.5	365	467	41	151	1,785	63.8
1988-89	28	836-1,831	.457	373-550	.678	64-177	.362	1,066	38.1	446	506	81	196	2,109	75.3
1989-90	28	798-1,764	.452	453-652	.695	106-290	.366	1,006	35.9	432	442	41	219	2,155	76.9
1990-91	28	915-1,915	.478	487-731	.731	72-234	.308	1,135	40.5	544	<b>512</b>	81	<b>255</b>	<b>2,388</b>	<b>85.3</b>
1991-92	28	649-1,557	.417	441-668	.660	113-309	.366	1,036	37.0	361	499	53	161	1,852	66.1
1992-93	26	662-1,612	.411	445-705	.631	95-290	.328	936	36.0	338	421	61	201	1,864	71.7
1993-94	26	671-1,589	.422	286-467	.612	127-363	.350	977	37.6	324	409	71	200	1,755	67.5
1994-95	28	720-1,633	.441	361-550	.656	151-414	.365	1,095	39.1	386	410	58	191	1,952	69.7
1995-96	27	669-1,555	.430	342-543	.630	148-446	.332	1,068	39.6	400	414	67	206	1,828	67.7
1996-97	27	599-1,443	.415	358-520	.688	157-474	.331	913	33.8	326	315	39	144	1,713	63.4
1997-98	29	754-1,713	.440	391-586	.667	<b>199-557</b>	.357	1,139	39.3	439	423	104	189	2,098	72.3
1998-99	28	701-1,606	.436	303-426	.711	185-523	.354	1,002	35.8	438	406	87	212	1,890	67.5
1999-00	28	696-1,593	.437	330-484	.682	154-479	.322	947	33.8	410	429	94	198	1,876	67.0
2000-01	30	722-1,622	.445	<b>511-747</b>	.684	178-497	.358	1,082	36.1	437	453	74	153	2,133	71.1
2001-02	28	620-1,550	.400	425-575	.739	143-442	.324	907	32.4	364	404	78	182	1,808	64.6
2002-03	29	652-1,574	.414	387-591	.655	122-338	.361	1,015	35.0	365	469	86	180	1,813	62.5
2003-04	28	655-1,497	.438	440-648	.679	126-394	.346	920	32.9	376	462	80	218	1,876	67.0
2004-05	28	591-1,442	.410	361-662	.654	138-435	.317	870	31.1	438	438	112	157	1,681	60.0
2005-06	28	687-1,581	.435	343-486	.706	191- <b>578</b>	.330	952	34.0	370	368	81	175	1,908	68.1
2006-07	<b>31</b>	729-1,692	.431	421-608	.692	168-488	.344	1,114	35.9	376	419	89	163	2,047	66.0
2007-08	30	708-1,643	.431	362-571	.634	166-499	.333	994	33.1	389	434	92	195	1,944	64.8



# 1,000-POINT CLUB

**1. 2,424 • JEFF COVINGTON, 1974-78**

Year	GP	FG	FT	PTS	AVG
1974-75	26	220	103	543	20.8
1975-76	26	222	98	542	20.8
1976-77	29	265	149	679	23.4
1977-78	25	249	162	660	26.4
<b>Totals</b>	<b>106</b>	<b>956</b>	<b>512</b>	<b>2,424</b>	<b>22.9</b>

**2. 2,218 • TONY KNOTT, 1952-56**

Year	GP	FG	FT	PTS	AVG
1952-53	24	110	100	305	12.7
1953-54	27	198	155	551	20.4
1954-55	27	229	199	657	24.3
1955-56	26	243	199	705	27.1
<b>Totals</b>	<b>104</b>	<b>780</b>	<b>653</b>	<b>2,218</b>	<b>21.3</b>

**3. 1,942 • JOHN McELROY, 1965-69**

Year	GP	FG	FT	PTS	AVG
1965-66	22	89	20	194	8.8
1966-67	25	233	71	537	21.5
1967-68	25	214	54	482	19.3
1968-69	26	310	109	729	28.0
<b>Totals</b>	<b>98</b>	<b>846</b>	<b>245</b>	<b>1,942</b>	<b>19.8</b>

**4. 1,917 • MICKEY YUGOVICH, 1956-60**

Year	GP	FG	FT	PTS	AVG
1956-57	27	198	107	503	18.6
1957-58	30	149	92	390	13.0
1958-59	28	210	75	495	17.6
1959-60	25	234	61	529	21.2
<b>Totals</b>	<b>110</b>	<b>791</b>	<b>335</b>	<b>1,917</b>	<b>17.4</b>

**5. 1,820 • REGGIE KEMP, 1988-93**

Year	GP	FG	FT	PTS	AVG
1988-89	28	99	55	254	9.1
1989-90	28	211	142	564	20.1
1990-91	28	234	121	589	21.1
1992-93	24	151	106	413	17.2
<b>Totals</b>	<b>108</b>	<b>695</b>	<b>424</b>	<b>1,820</b>	<b>16.8</b>

**6. 1,783 • HERB LAKE, 1956-59**

Year	GP	FG	FT	PTS	AVG
1955-56	25	168	84	420	16.8
1956-57	27	225	99	582	20.3
1957-58	27	151	100	402	14.9
1958-59	28	177	58	412	14.7
<b>Totals</b>	<b>107</b>	<b>721</b>	<b>341</b>	<b>1,783</b>	<b>16.7</b>

**7. 1,726 • BILLY JOHNSON, 1968-72**

Year	GP	FG	FT	PTS	AVG
1968-69	24	56	36	148	6.2
1969-70	25	238	106	549	23.3
1970-71	24	200	74	474	19.8
1971-72	29	212	98	522	18.0
<b>Totals</b>	<b>102</b>	<b>706</b>	<b>314</b>	<b>1,726</b>	<b>16.9</b>

**8. 1,707 • QUIN HUMPHREY, 2003-07**

Year	GP	FG	FT	PTS	AVG
2003-04	27	61	50	183	6.8
2004-05	28	147	69	402	14.4
2005-06	28	189	110	538	19.2



Jeff Covington is the leading scorer in school history with 2,424 points.

2006-07	31	189	141	584	18.8
<b>Totals</b>	<b>114</b>	<b>586</b>	<b>370</b>	<b>1,707</b>	<b>15.0</b>

**9. 1,564 • JOE NIGRO, 1964-68**

Year	GP	FG	FT	PTS	AVG
1964-65	22	112	50	274	12.0
1965-66	24	153	56	362	15.1
1966-67	25	177	114	468	18.7
1967-68	25	180	100	460	18.4
<b>Totals</b>	<b>96</b>	<b>622</b>	<b>320</b>	<b>1,564</b>	<b>16.3</b>

**10. 1,531 • TIM JACKSON, 1987-91**

Year	GP	FG	FT	PTS	AVG
1987-88	28	136	86	352	12.7
1988-89	28	124	52	300	10.7
1989-90	28	173	103	449	16.0
1990-91	28	167	90	430	15.1
<b>Totals</b>	<b>112</b>	<b>600</b>	<b>331</b>	<b>1,531</b>	<b>13.7</b>

**11. 1,480 • BRUCE ALEXANDER, 1978-83**

Year	GP	FG	FT	PTS	AVG
1978-79	26	165	58	388	14.9
1979-80	27	150	64	364	13.5
1980-81	26	179	92	405	17.3
1981-82	3	12	1	25	8.3
1982-83	26	99	33	253	9.7
<b>Totals</b>	<b>108</b>	<b>605</b>	<b>248</b>	<b>1,480</b>	<b>13.7</b>

**12. 1,434 • TILMAN BEVELY, 1984-88**

Year	GP	FG	FT	PTS	AVG
1984-85	25	44	10	98	3.9
1985-86	28	112	36	260	9.2
1986-87	28	257	87	662	23.6
1987-88	28	161	69	414	14.8
<b>Totals</b>	<b>109</b>	<b>574</b>	<b>202</b>	<b>1,434</b>	<b>13.2</b>

**13. 1,430 • DAVE CULLIVER, 1962-66**


Year	GP	FG	FT	PTS	AVG
1962-63	2	5	3	11	5.5
1963-64	25	165	88	441	16.7
1964-65	26	188	94	470	18.2
1965-66	26	207	94	508	19.5
<b>Totals</b>	<b>88</b>	<b>565</b>	<b>279</b>	<b>1,430</b>	<b>16.3</b>

**14. 1,400 • LEO MOGUS, 1939-43**

Year	GP	FG	FT	PTS	AVG
1939-40	18	N/A	N/A	307	17.1
1940-41	22	N/A	N/A	348	15.8
1941-42	21	N/A	N/A	391	18.6
1942-43	16	N/A	N/A	354	22.1
<b>Totals</b>	<b>77</b>	<b>N/A</b>	<b>N/A</b>	<b>1,400</b>	<b>18.2</b>

**15. 1,347 • GERALD PARKS, 1974-78**

Year	GP	FG	FT	PTS	AVG
1974-75	25	100	49	248	9.9
1975-76	26	142	38	322	12.4
1976-77	29	173	42	388	13.4
1977-78	24	164	66	394	16.4
<b>Totals</b>	<b>104</b>	<b>579</b>	<b>195</b>	<b>1,347</b>	<b>12.9</b>



Leo Mogus was the first Penguin to score over 1,000 points. He scored 1,400 in his career.

## 1,000-POINT CLUB

### 16. 1,288 • DAVE ZEIGLER, 1978-80

Year	GP	FG	FT	PTS	AVG
1978-79	25	262	99	623	24.9
1979-80	24	284	101	665	27.7
<b>Totals</b>	<b>49</b>	<b>546</b>	<b>200</b>	<b>1,288</b>	<b>26.3</b>

### 17. 1,255 • TROY WILLIAMS, 1981-85


Year	GP	FG	FT	PTS	AVG
1981-82	25	103	49	255	10.2
1982-83	24	118	53	289	12.0
1983-84	29	139	36	314	10.8
1984-85	30	155	57	367	12.2
<b>Totals</b>	<b>108</b>	<b>515</b>	<b>195</b>	<b>1,255</b>	<b>11.6</b>

### 18. 1,198 • ANTHONY MITCHELL, 1973-77


Year	GP	FG	FT	PTS	AVG
1973-74	24	201	51	453	18.8
1974-75	26	130	32	292	11.2
1975-76	6	42	10	94	15.7
1976-77	28	160	39	359	12.8
<b>Totals</b>	<b>84</b>	<b>533</b>	<b>132</b>	<b>1,198</b>	<b>14.3</b>

### 19. 1,187 • RON SMITH, 1968-72

Year	GP	FG	FT	PTS	AVG
1968-69	10	36	16	88	8.8
1969-70	25	129	27	285	11.4
1970-71	25	186	49	421	16.8
1971-72	26	212	98	393	15.1
<b>Totals</b>	<b>86</b>	<b>563</b>	<b>190</b>	<b>1,187</b>	<b>13.8</b>



Bruce Timko is the only player in history with 1,000 points, 500 assists and 100 steals.



Mickey Yugovich ranks fourth on the all-time scoring list at 1,917 points.

### 20. 1,130 • BOB ATTERHOLT, 1954-58

Year	GP	FG	FT	PTS	AVG
1954-55	13	80	34	194	14.9
1955-56	26	150	46	346	13.3
1956-57	27	145	52	342	12.7
1957-58	27	108	32	248	9.2
<b>Totals</b>	<b>93</b>	<b>483</b>	<b>164</b>	<b>1,130</b>	<b>12.1</b>

### 21. 1,081 • PHIL GASTON, 1971-75

Year	GP	FG	FT	PTS	AVG
1971-72	18	29	16	74	4.1
1972-73	22	88	22	198	9.0
1973-74	25	118	92	328	13.5
1974-75	27	181	119	481	17.8
<b>Totals</b>	<b>92</b>	<b>416</b>	<b>249</b>	<b>1,081</b>	<b>11.8</b>

### 22. 1,074 • DESMOND HARRISON, 1997-2001

Year	GP	FG	FT	PTS	AVG
1997-98	27	77	37	191	7.1
1998-99	28	91	58	241	8.6
1999-00	28	143	51	337	12.0
2000-01	30	105	95	305	10.2
<b>Totals</b>	<b>113</b>	<b>416</b>	<b>241</b>	<b>1,074</b>	<b>9.5</b>

### 23. 1,058 • DOUG UNDERWOOD, 2001-04

Year	GP	FG	FT	PTS	AVG
2001-02	28	110	41	290	10.4
2002-03	29	156	62	426	14.7
2003-04	28	107	74	342	12.2
<b>Totals</b>	<b>85</b>	<b>373</b>	<b>177</b>	<b>1,058</b>	<b>12.4</b>

### 24. 1,045 • RAY ROBINSON, 1981-85

Year	GP	FG	FT	PTS	AVG
1981-82	23	76	33	185	8.0
1982-83	27	82	40	204	7.6
1983-84	29	151	57	359	12.4
1984-85	30	123	51	297	9.9
<b>Totals</b>	<b>109</b>	<b>432</b>	<b>181</b>	<b>1,045</b>	<b>9.6</b>

### 25. 1,033 • CRAIG HAESE, 1997-2001

Year	GP	FG	FT	PTS	AVG
1997-98	29	49	31	158	5.4
1998-99	27	47	31	155	5.7
1999-2000	27	103	57	310	11.5
2000-01	29	128	62	410	14.1
<b>Totals</b>	<b>112</b>	<b>327</b>	<b>181</b>	<b>1,033</b>	<b>9.2</b>

### 26. 1,025 • RYAN PATTON, 1998-2002

Year	GP	FG	FT	PTS	AVG.
1998-99	24	3	30	73	2.0
1999-00	28	72	68	238	8.5
2000-01	29	97	71	305	10.5
2001-02	28	131	90	409	14.6
<b>Totals</b>	<b>109</b>	<b>303</b>	<b>259</b>	<b>1,025</b>	<b>9.4</b>

### 27. 1,021 • BRUCE TIMKO, 1982-86

Year	GP	FG	FT	PTS	AVG
1982-83	27	54	44	167	6.2
1983-84	29	119	101	339	11.7
1984-85	30	84	78	246	8.2
1985-86	28	107	55	269	9.6
<b>Totals</b>	<b>114</b>	<b>364</b>	<b>278</b>	<b>1,021</b>	<b>8.6</b>

### 28. 1,016 • STEVE GERGELY, 1946-50

Year	GP	FG	FT	PTS	AVG
1946-47	23	87	56	230	10.0
1947-48	20	73	44	190	9.5
1948-49	23	116	76	308	13.4
1949-50	22	98	75	288	13.1
<b>Totals</b>	<b>88</b>	<b>374</b>	<b>251</b>	<b>1,016</b>	<b>11.5</b>

### 28. 1,016 • JOHN BARBER, 2003-08

Year	GP	FG	FT	PTS	AVG
2003-04	3	2	0	4	1.3
2004-05	28	64	34	175	6.3
2005-06	28	77	22	195	7.0
2006-07	31	85	57	235	7.6
2007-08	30	158	63	407	13.6
<b>Totals</b>	<b>120</b>	<b>386</b>	<b>176</b>	<b>1,016</b>	<b>8.5</b>

### 30. 1,015 • ANTHONY HUNT, 1995-98

Year	GP	FG	FT	PTS	AVG
1995-96	26	89	61	265	10.2
1996-97	27	105	40	332	12.3
1997-98	29	129	110	418	14.4
<b>Totals</b>	<b>82</b>	<b>323</b>	<b>211</b>	<b>1,015</b>	<b>12.4</b>

### 31. 1,001 • RON ALLEN, 1961-64

Year	GP	FG	FT	PTS	AVG
1961-62	25	150	47	347	13.8
1962-63	27	168	76	412	15.2
1963-64	16	106	30	242	15.1
<b>Totals</b>	<b>68</b>	<b>424</b>	<b>153</b>	<b>1,001</b>	<b>14.7</b>

# ALL-TIME LETTERWINNERS

**aaaaAaaaa**

Mike Adams.....	2004-06
John Aiken.....	1938-41
Scott Airato.....	1994-96
Mike Alcorn.....	1990-94
Bruce Alexander.....	1978-83
Ronald Allen.....	1961-64
Terry Allen.....	1972-74
Frank Aloia.....	1959-60
Gary Anderson.....	1973-77
Matt Anderson.....	1987-88
Maurice Anderson.....	1997-98
Ray Anderson.....	1937-38
TeJay Anderson.....	2000-04
Frank Andrews.....	1974-78
Aaron Ashburn.....	1997-98
Tyrone Askew.....	1977-78
Robert Atterholt.....	1954-58
Mitchell Atwood.....	1978-80

**bbbbBbbbb**

Dave Baker.....	1978-81
Jeff Ball.....	2000-01
Paul Banks.....	1931-32
John Barber.....	2004-08
Bill Barnhart.....	1969-71
Herb Barthelmay.....	1951-54
Adam Baumann.....	2002-04
Ron Beaber.....	1970-72
Frank Beck.....	1953-55
Denver Belknap.....	1971-74
Joe Benish.....	1938-39
Frank Bennett.....	1942-43
Claude Bentley.....	1971-73
Fred Berecek.....	1960-62
Kenneth Bergman.....	1938-42
Tilman Bevely.....	1984-88
Antonio Bias.....	1997-98
Jack Blaski.....	1951-53
Bob Bloom.....	1947-48
Tony Boatwright.....	1967-68
John Bolivar.....	1950-51
Chris Booth.....	2006-07
Bryan Borcherdt.....	1991-92

**Dan Boudler..... 2007-08**

Donald Boylan.....	1929-32
Richard Bralski.....	1959-60
Zack Brandes.....	1951-52
Rudolph Braydich.....	1946-48
Joe Brennan.....	1965-69
Mike Brennan.....	1996-98
Walt Brian.....	1947-52
Kevin Brooks.....	1979-80
Randy Brooks.....	2000-01
Aundra Brown.....	1987-91
David Brown.....	1997-2001
Elmer Brown.....	1998-00
Mark Brown.....	1977-80
Ralph Browne.....	1965-66
Al Bucci.....	1941-42
Dave Burkholder.....	1971-75
Charlie Burns.....	1961-65
Shawn Burns.....	1979-80
Charles Bush.....	1946-50
Charlie Bushman.....	1955-59
Roy Butler.....	1971-72

**ccccCcccc**

Art Cacceno.....	1933-34
Anthony Camuso.....	1996-97
Joseph Cantrello.....	1934-35
Angelo Capozzi.....	1940-41
Bob Carlson.....	1973-77
Jack Carney.....	1952-53

Bill Carson.....	1962-63
Dwight Carter.....	1983-85
Robert Carter.....	1978-82
Jay Cashon.....	1937-39
Gary Causey.....	1981-82
Robert Cercone.....	1952-56
James Chambers.....	1930-32
Kevin Cherry.....	1981-85
George Chops.....	1946-47
Jack Christein.....	1946-50
Bob Chuey.....	1958-62
Phillip Chuey.....	1942-43
Steve Chuey.....	1938-42
Billy Clapper.....	2004-05
Fred Cleary.....	1952-55
Nick Cochran.....	1990-91
Buddy Cole.....	1932-34
Robert Cole.....	1930-31
Otis Colvin.....	1987-88

**Vance Cooksey..... 2007-08**

Fred Cooper.....	1932-33
Tom Cope.....	1968-71
Joe Coppola.....	1954-55
Carl Corletzi.....	1937-41
Costan.....	1927-28
George Cotal.....	2006-08
Dave Cousart.....	1973-74
Jeff Covington.....	1974-78
Frank Coyle.....	1938-40
Charles Craig.....	1951-52
Tom Craig.....	1962-63
Jack Cramb.....	1941-43
Jim Cramer.....	1957-59
Domonique Crawford.....	2004-06
Ralph Crawford.....	1929-30
Albert Crockett.....	1998-00
Walter Cromer.....	1965-66
Rafael Cruz.....	2000-02
Marcus Culbreth.....	1996-97
Dave Culliver.....	1962-66
Sheldon Cunningham.....	1958-59

**ddddDdddd**

Eli Danilov.....	1946-52
Paul Danilov.....	1955-56
Byron Davis.....	2006-08
Wayne Davis.....	1966-70
Charles Day.....	1958-62
Tony DeAscentis.....	1953-54
Allen Deep.....	2003-05
Jim Dellick.....	1955-56
R. D. DeLoach.....	1989-90
Julius Demi.....	1928-29
Richard Denamen.....	1968-72
Chris Denman.....	1994-95
Ryan Dennis.....	1993-94
Joe DeSalvo.....	1991-92
Kevin Dill.....	1993-94
Carmen DiMuzio.....	1947-48
Mychal Doblanski.....	2007-08
Robert Dougherty.....	1959-60
Bob Douglas.....	1958-62
Brad Downie.....	1979-81
Kevin Draughon.....	2007-08
William Dray.....	1939-40
Cecil Duffett.....	1948-52
Donald Duffy.....	1942-43
Roger Dyer.....	1965-68

**eeeeEeeee**

Ronnie Easter.....	1994-96
William Eckert.....	1965-69
Louis Edwards.....	1929-30
Robert Edwards.....	1989-90

Lynn Elkins.....	1969-70
Ray Ellington.....	1991-92
Chris Ellis.....	1968-70
Steve Ellison.....	1987-88
Ed Enterline.....	1938-42
Joe Ethen.....	1995-97

**ffffFffff**

Anthony Farris.....	1974-75
Lawrence Faust.....	1931-32
Bob Fick.....	1990-92
Frank Fitz.....	1965-68
Don Fitzgerald.....	1986-87
Jerry Fitzpatrick.....	1957-60
Robert Fleming.....	1965-66
Stephen Flores.....	2000-02
Lou Fortuna.....	1956-57
A. Frank.....	1936-37
Sam Freeman.....	1959-60
James Fulcher.....	1983-86
Jim Fuqua.....	1960-61

**ggggGgggg**

Louis Gaffney.....	1984-86
Larry Galcik.....	1958-62
Louis Gambrel.....	1932-33
Phil Gaston.....	1971-75
Roy Gay.....	1965-66
John Georges.....	1956-58
Steve Gergely.....	1946-50
Tom Getch.....	1959-62
Bobby Gibson.....	1946-49
Percy Giles.....	1954-55
Bob Gill.....	1972-73
Jeff Gilliam.....	1980-84
Cortney Gilmore.....	1986-88
Jimmy Gilmore.....	1984-88
Joe Glover.....	1972-74
John Goodson.....	1980-83
Jim "Beanie" Gordon.....	1957-59
Don Graham.....	1967-70
John Gray.....	1989-92
Allister Green.....	1994-96
Henry Green.....	1934-35
Jack Green.....	1938-39
John Gregory.....	1959-60
Wayne Grinnen.....	1927-30
Andy Gromley.....	1966-67
Sal Guapone.....	1947-50
Frank Guarnati.....	1956-58
Ron Guerrieri.....	1958-59
Phil Guiliano.....	1956-57

**hhhhHhhhh**

Kevin Haddock.....	1988-89
Craig Haese.....	1997-2001
Elmo Hallerman.....	1927-29
Paul Halter.....	1940-42
Andrew Hannan.....	1997-2001
Steve Hanousek.....	1986-90
G. Harder.....	1927-28
R. Harder.....	1927-28
Derrick Harris.....	2002-06
Desmond Harrison.....	1997-2001
Jim Hartshorn.....	1961-65
Steve Hawthorne.....	1956-58
Jim Heber.....	1941-42
Kimmo Heinonen.....	1990-92
David Henderson.....	1994-97
Francis "Hank" Herman.....	1927-30
Tom Hernon.....	1947-53
Gregg Hey.....	1972-73
Jim Himmelwright.....	1960-64
Dennis Hines.....	1993-95
Bill Hodges.....	1972-73

Gerald Hoey.....	1978-79
Jeff Hoey.....	1980-81
Scott Hollywood.....	1987-88
Dwight Holmes.....	2004-08
Jerry Holmes.....	1938-39
Jim Hood.....	1972-73
Robert Hooper.....	1996-98
Mark Horner.....	1986-87
Quin Humphrey.....	2003-07
Anthony Hunt.....	1995-98
Brian Hunter.....	1975-77
John Hunter.....	1930-31
Robert Hunter.....	1961-63

**iiiiIiiii**

Larry Imburgia.....	1948-49
---------------------	---------

**jjjjJjjj**

Kevin Jackson.....	1986-88
Tim Jackson.....	1987-91
Eric Jacobs.....	1985-88
Mike Jaffee.....	1934-36
Andy Jahnke.....	2002-04
Sam Jankovich.....	1948-52
Sam Jarvis.....	1949-50
Billy Johnson.....	1968-72
Damon Johnson.....	1993-94
Howard Johnson.....	1946-47
Mel Johnson.....	2007-08
Robert Johnson.....	1985-87
Shane Johnson.....	1988-89
"Stuffy" Johnson.....	1930-31
Anthony Jones.....	1985-86
Charles Jones.....	1961-64
Chris Jones.....	1982-83
Dan Jones.....	2004-05
Fred Jones.....	1960-64
Jeff Jones.....	1995-96
Jim Jones.....	1954-55
Lacy Jones.....	1990-92

**kkkkKkkkk**

John Karaffa.....	1947-48
Charles Kellum.....	1955-56
Alfonso Kelly.....	1965-66
Reggie Kemp.....	1988-92
John Keshock.....	1981-85
Leroy King.....	1994-96
Dave Klenovich.....	1981-85
Tony Knott.....	1952-56
Milt Kochert.....	1950-51
J. Kodis.....	1936-37
George Kolesar.....	1974-75
Bill Koleszar.....	1962-63
Ed Korbini.....	1958-62
Kovich.....	1949-50
Harry Krall.....	1949-51
Paul Kranch.....	1949-51
Tom Kreitzer.....	1964-65
Bob Krizancic.....	1971-75
Roy Kroll.....	1940-43
Bennett Kunicki.....	1932-34
Dave Kyle.....	1974-75

**llllLlll**

Bill Lackey.....	1933-37
Colin LaForme.....	2004-06
Herb Lake.....	1955-59
Mel Lampkins.....	1957-58
Todd Lark.....	1988-90
Joe LaVolpa.....	1964-68
John Lawhorn.....	1946-47
Dale Lehman.....	1961-62
Bill Leipold.....	1962-63
William Lenzi.....	1961-65
Jim Leonard.....	1965-67

# ALL-TIME LETTERWINNERS

Bill Leskovac ..... 1947-49	Tony Morocco ..... 1964-66	Richard Russell..... 1980-81	<b>uuuuUuuuu</b>
Brian Levels..... 1993-95	Lamar Morton..... 1991-92	Bob Rutkouski..... 1973-74	Doug Underwood ..... 2001-04
Bob Lewis ..... 1933-35	John Moses..... 1928-30	<b>ssssSssss</b>	<b>vvvvVvvvv</b>
Bobby Lewis ..... 1948-49	Alek Mrozik..... 2006-08	Tom Sablack ..... 1962-66	Marc Vassar ..... 1988-91; 1992-93
DeVon Lewis..... 1995-99	Robert Mullin..... 1928-31	Ronald Sabo ..... 1963-64	Robin Vincer ..... 1975-79
Jim Lewis ..... 1955-56	Harry Myers ..... 1949-52	Robert Sahr..... 1988-90	Tony Vivo ..... 1936-40
Randall Leyshon..... 1932-34	<b>nnnnNnnnn</b>	Steve Saldon..... 1961-65	Joe Votino..... 1976-80
<b>Jack Liles..... 2005-08</b>	Richard Nagy..... 1959-60	Alex Sanchez..... 2004-06	<b>wwwWWwww</b>
William Litvin ..... 1935-38	Steve Nagy..... 1935-36	Alfred Santangelo ..... 1929-30	Dan Wallace..... 1968-69
Larry Lobaugh ..... 1954-55	Frank Namesnick ..... 1958-60	Jim Santelli ..... 1965-66	Edgar Ward..... 1990-92
Joe Lombardi ..... 1977-81	Bob Naples..... 1974-75	Duane Schell ..... 1951-52	Ralph Weaver..... 1928-29
Jim Lott..... 1965-68	Dan Napolitano..... 1980-81	Tom Schneider..... 1980-81	Billy Wells..... 1970-74
Tony Lucas..... 1989-90	Jim Nard..... 1938-39	Bob Schultz..... 1932-35	Ronald Wetzel..... 1965-66
Alfonzo Lurry..... 1989-91	Mark Nichols..... 1973-77	Joseph Seefried..... 1937-39	Don Weyer..... 1952-54
Vaughn Luton..... 1984-86	Sam Nichols..... 1964-65	Joe Sekora..... 1976-79	Walter Whelen..... 1929-30
<b>mmmmMmmmm</b>	<b>Mikko Niemi ..... 2005-08</b>	Larry Seneta ..... 1961-64	Louis Whiting ..... 1977-78
John MacDonald..... 1934-35	Joe Nigro ..... 1964-68	Charles Serednesky..... 1965-66	Brian Williams..... 2005-06
Mike Magula ..... 1949-52	Richard Nuskievicz..... 1954-55	"Mutt" Shaeffer ..... 1947-48	Dick Williams ..... 1950-52
Bill Mallernee ..... 2001-04	<b>ooooOoooo</b>	Brad Shank..... 1985-86	Evan Williams ..... 1934-35
John Mandish ..... 1959-60	John O'Connor ..... 1933-34	Joe Sharik..... 1947-48	J. C. Williams ..... 1970-71
Tony Marcovecchio..... 1950-51	Matt Olsen..... 1996-97	Ronald Shebeck ..... 1953-54	Richard Williams..... 1946-47
Matt Maresh ..... 1972-74	John Onderish ..... 1965-66	Wills Shively..... 1929-30	Troy Williams ..... 1981-85
McCoy Mariner..... 1928-29	<b>ppppPpppp</b>	Zach Silverman..... 2004-05	Marlon Williamson ..... 1999-2003
James Marks ..... 1930-33	Gerald Parks..... 1974-78	Lou Simko..... 1935-36	James Wilson..... 1985-87
Vince Marrow ..... 1988-89	Baylor Patterson..... 1937-41	Derick Simmons ..... 1993-95	Roy Winston..... 1966-67
Steve Martin ..... 1980-84	Jack Patterson..... 1932-33	Jerome Sims ..... 1991-92	Louis Winters ..... 930-31
Richard Mayberry ..... 1951-52	Bob Patton ..... 1967-71	Jeff Skeeles..... 1969-72	Ray Wise ..... 1946-50
Bob Mayberry ..... 1952-57	Ryan Patton ..... 1998-2002	Andre Smith ..... 1993-95	Chris Wisneski..... 1977-78
Greg Mayes..... 2006-07	John Pawlen ..... 1941-42	Henry Smith ..... 1954-55	William Wolf..... 1959-63
Brian McCall..... 1942-43	Tony Pero..... 1959-63	James Smith ..... 1936-38	Andy Woodall..... 1955-56
Howard McBroy..... 1958-61	Marty Pesut..... 1959-60	Ronald Smith..... 1968-72	Mike Woodard..... 2003-04
Rickie McClanahan..... 1998-99	Harry Peterson..... 1931-34	Pete Solar..... 1931-32	Antoine Woods..... 1993-94
Mike McClenahan..... 1982-84	Al Petollini..... 1942-43	Michael Solmen ..... 1984-88	<b>yyyyYyyyy</b>
Art McCullough..... 1980-83	Bill Phillips ..... 1986-87	Mike Soroka ..... 1947-48	Kenny Young ..... 1975-76
Wayne McDevitt ..... 1973-75	Jerry Pierce..... 1956-57	Willie Spellman..... 1996-98	Mickey Yugovich..... 1956-60
Bill McDonald..... 1932-34	"Butch" Platt..... 1958-59	Kevin Spivey ..... 1985-86	Bob Yuhas..... 1951-54
John "Mickey" McDonald..... 1928-31	Ed Poplava..... 1951-55	Grant Spong ..... 1933-34	<b>zzzzZzzzz</b>
John McBroy..... 1965-69	Mark Popoveck..... 1975-76	Jack Staff..... 1942-43	John Zban ..... 1955-56
Fred McFarland..... 1931-35	Jamel Porter ..... 2002-03	Ray Stambaugh..... 1932-33	Dave Zeigler ..... 1978-80
Chris McGill..... 1997-98	Steve Postel ..... 1974-75	Fred Stauch ..... 1964-65	Joe Zemba..... 1946-48
Jay McHugh..... 1982-83	Angelo Prezioso ..... 1937-38	Tom Steele ..... 1956-57	Bob Ziak..... 1971-72
Jerry "Red" McKinney ..... 1958-59	John Price..... 1946-47	Rich Steffen..... 1969-70	Joe Ziak..... 1968-71
Francis "Red" McLaughlin ..... 1938-40	Chris Prichard..... 1989-90	Dennis Steinbeck..... 1966-70	Bill Zimmer..... 1947-48
Bill McMeans ..... 1969-73	Pete Prokop ..... 1946-47	Joe Stephenson..... 1947-48	Ken Zinz ..... 1965-66
Matt McMurray..... 1993-97	Jeff Puffer..... 1972-74	Bill Stoudt..... 1947-48	
Tim McNair..... 1987-88	Hugh "Red" Pugh ..... 1935-38	Terrell Stuart ..... 1990-91	
John R. McPhee..... 1930-31	Fred Purucker..... 1932-33	Mike Sullivan ..... 1989-90	
Khari McQueen..... 2000-01/02-05	Charley Pusin ..... 1956-57	<b>Vytas Sulskis ..... 2007-08</b>	
James McVay..... 1996-97	<b>rrrrRrrrr</b>	Charles Swalko ..... 1965-67	
Steve Melchoir..... 1974-75	Hank Raber, Jr. .... 1993-97	Bill Swift ..... 1954-55	
John Melfi..... 1955-59	Brian Radakovich..... 2001-05	Stanley Sylak ..... 1935-38	
Ralph Melfi..... 1953-57	Ricardo Ragland..... 1978-79	<b>ttttTttt</b>	
Jon Mendis..... 2002-05	Russ Ramage..... 1932-33	Steve Taczak ..... 1975-78	
Jim Merchant ..... 1954-55	Lindsay Randall ..... 1968-71	Frank Tavalario ..... 1954-55	
Gregg Merrill ..... 1969-72	Clarence Ray ..... 1987-89	Roy Taylor ..... 1956-60	
Lou Meuhlbauer ..... 1946-50	<b>Zack Rebillot ..... 2006-08</b>	Willie Teague ..... 1966-70	
Al Meyers..... 1938-39	John Reed..... 1972-75	Brian Thaxton..... 1991-94	
John Mihalenko ..... 1959-61	Francis Reinher ..... 1938-39	Damon Thomas..... 1994-95	
John Milliken ..... 1959-60	Wade Renner..... 1989-90	Lee Thomas..... 1947-48	
Dave Milliren ..... 1996-98	James Rich ..... 1932-34	Robert Thomas..... 1953-54	
Harold Mintz..... 1942-43	Henry Richetto ..... 1941-43	Clifford Thompson ..... 1954-55	
Steve Miodrag ..... 1976-80	Garry Robbins ..... 1983-86	Don Thompson ..... 1975-78	
Aaron Mitchell ..... 1973-74	Keston Roberts ..... 2005-07	Carl Tidmore ..... 1987-88	
Tony Mitchell..... 1973-77	Bill Robinson ..... 1935-36	Demond Tidwell..... 1997-98	
Leo Mogus ..... 1939-43	Greg Robinson..... 1997-98	Bruce Timko ..... 1982-86	
Chuck Montgomery ..... 1969-72	John Robinson..... 1984-88	Dick Timmerman ..... 1952-53	
Randy Montgomery ..... 1973-75	Ray Robinson ..... 1981-85	Jim Timmerman ..... 1960-63	
Montgomery..... 1927-28	Robbie Robinson..... 1998-00	George Trogotott..... 1971-72	
Charles Moore ..... 1954-58	Tom Robinson..... 1936-38	Chris Tucker ..... 1979-81	
Pat Moore..... 1954-55	Tyrone Robinson..... 1991-92	Ricky Tunstall..... 1982-84	
Pat "P.J." Moore ..... 1978-79	Steve Rohan..... 1991-92	Jack Tupper..... 1959-63	
Terry Moore ..... 1973-77	Ron Romine ..... 1970-73	Howard Turner..... 1947-49	
Eric Morgan ..... 1994-95	Charles Rowan ..... 1964-68	Bob Tyndall ..... 1959-60	



**Gerald Parks was a standout from 1974-78.**

# ALL-TIME SERIES RECORDS

Team	Record	First Meeting	Recent Meeting	Record	First Meeting	Recent Meeting	Record	First Meeting	Recent Meeting		
Adrian	1-3	1932-33	1955-56	Hillsdale	15-3	1960-61	1975-76	Radford	2-1	1987-88	1991-92
Air Force	1-1	1991-92	1992-93	Hiram	25-5	1928-29	1988-89	Randolph-Macon	1-1	1965-66	1976-77
<b>Akron</b>	<b>31-53</b>	<b>1937-38</b>	<b>2007-08</b>	Hofstra	0-2	1998-99	1998-99	Rider	0-2	1935-36	1936-37
Alabama	0-1	1984-85	1984-85	Houston Baptist	1-0	1988-89	1988-89	Rio Grande	1-0	1947-48	1947-48
Alabama State	2-0	1984-85	1990-91	Idaho	0-1	1998-99	1998-99	Robert Morris	4-5	1989-90	2007-08
Alderson-Broadus	8-0	1960-61	1967-68	<b>IUC</b>	<b>2-18</b>	<b>1992-93</b>	<b>2007-08</b>	Rockhurst	1-0	1958-59	1958-59
Allegheny	3-3	1930-31	1935-36	Illinois Wesleyan	8-0	1963-64	1971-72	<b>Saint Francis (Pa.)</b>	<b>13-21</b>	<b>1931-32</b>	<b>2007-08</b>
Alliance	48-7	1938-38	1976-77	Indiana (Pa.)	5-9	1928-29	1933-34	Saint Joseph's (Ind.)	1-1	1974-75	1976-77
Alma	3-0	1959-60	1961-62	Indiana State	0-1	2002-03	2002-03	Saint Louis	0-5	1985-86	1988-89
Alumni	4-0	1932-33	1937-38	IPFW	2-2	2001-02	2004-05	St. Bonaventure	1-6	1939-40	2005-06
Anderson	1-1	1957-58	1958-59	IUPUI	8-1	1975-76	2000-01	St. John's (N.Y.)	0-1	1986-87	1986-87
Ashland	15-10	1939-40	1986-87	Ithaca	2-1	1939-40	1963-64	St. Joseph's (Pa.)	1-0	1941-42	1941-42
Auburn	0-1	1983-84	1983-84	James Madison	2-0	2005-06	2006-07	St. Lawrence	0-2	1938-39	1939-40
Austin Peay	8-6	1981-82	1987-88	John Carroll	11-9	1935-36	1957-58	St. Mary's (Calif.)	0-2	1973-74	1998-99
Baldwin-Wallace	22-22	1946-47	1972-73	Juniata	1-0	1942-43	1942-43	St. Mary's (Mich.)	1-0	1985-86	1985-86
Ball State	1-0	1983-84	1983-84	Kean (Newark State)	1-0	1936-37	1936-37	St. Norbert	1-0	1968-69	1968-69
Baltimore	1-0	1977-78	1977-78	Kennedy James	0-1	1929-30	1929-30	St. Peters	0-2	1992-93	1992-93
Bellarmino	5-4	1976-77	1984-85	<b>Kent State</b>	<b>17-24</b>	<b>1928-29</b>	<b>2007-08</b>	St. Thomas Aquinas (N.Y.)	0-1	1935-36	1935-36
Belmont Abbey	1-0	1967-68	1967-68	Kentucky Wesleyan	0-2	1959-60	1961-62	St. Vincent	36-21	1929-30	1990-91
Bluffton	1-0	1990-91	1990-91	Kenyon	10-1	1968-69	1995-96	Saginaw Valley	1-0	1977-78	1977-78
Boston College	0-1	2000-01	2000-01	Lakeland	2-0	1962-63	1963-64	Samford	1-0	1974-75	1974-75
Boston U	0-2	2003-04	2004-05	LaRoche	1-0	1996-97	1996-97	San Diego	1-0	1970-71	1970-71
Bowling Green	2-9	1938-39	2004-05	LaSalle	2-1	1951-52	1983-84	San Francisco State	3-2	1966-67	1973-74
Brooklyn	3-0	1984-85	1988-89	Lawrence Tech	4-0	1955-56	1964-65	Siena	1-2	1996-97	2005-06
Bucknell	1-0	1986-87	1986-87	Le Moyne	0-1	1963-64	1963-64	Shawnee State	1-0	2002-03	2002-03
<b>Buffalo</b>	<b>13-11</b>	<b>1962-63</b>	<b>2007-08</b>	Liberty	1-2	1988-89	1990-91	Slippery Rock	18-8	1931-32	2007-08
Buffalo State	5-3	1965-66	1977-78	Lincoln	1-0	1960-61	1960-61	South Alabama	1-2	1984-85	1986-87
<b>Butler</b>	<b>2-14</b>	<b>1982-83</b>	<b>2007-08</b>	<b>Lock Haven</b>	<b>3-0</b>	<b>2004-05</b>	<b>2007-08</b>	South Carolina	0-1	1988-89	1988-89
Butler Paulists	0-1	1930-31	1930-31	Long Island	0-1	1936-37	1936-37	South Carolina State	2-0	1960-61	1986-87
California (Pa.)	1-0	1928-29	1928-29	<b>Loyola (Chicago)</b>	<b>9-10</b>	<b>1955-56</b>	<b>2007-08</b>	South Florida	0-1	1984-85	1984-85
California-Haywood	1-0	1974-75	1974-75	Maine	2-3	1964-65	1996-97	Southeastern Louisiana	1-2	1987-88	2004-05
UCLA	0-1	2007-08	2007-08	Malone	3-0	1962-63	1963-64	Southeast Oklahoma	0-1	1956-57	1956-57
Canisius	0-3	1940-41	2006-07	Mankato State	1-0	1977-78	1977-78	Southern (Calif.) College	1-0	1974-75	1974-75
Capital	1-0	1935-36	1935-36	Marietta	10-8	1948-49	1963-64	Southern Illinois	0-1	1959-60	1959-60
Carnegie Tech	3-4	1929-30	1955-56	Marist	1-0	1986-87	1986-87	SIU-Edwardsville	1-0	1975-76	1975-76
Case Western Reserve	5-2	1946-47	1955-56	Marshall	1-6	1947-48	2005-06	Southern Utah	5-4	1997-98	2000-01
CCNY	1-0	1976-77	1976-77	UM-Baltimore County	2-0	1989-90	1989-90	Stetson	1-0	1996-97	1996-97
Central Connecticut State	3-4	1993-94	1996-97	UM-Eastern Shore	3-1	1978-79	1982-83	Steubenville	28-17	1950-51	1979-80
Central Florida	1-0	1996-97	1996-97	Messiah	1-0	1991-92	1991-92	Susquehanna	2-0	1964-65	1965-66
Central Michigan	1-4	1985-86	2006-07	Mexico City YMCA	1-0	1941-42	1941-42	Tennessee (A&I) State	3-8	1958-59	1999-00
Central State	7-7	1956-57	1998-99	Michigan	0-4	1984-85	2006-07	UT-Chattanooga	1-0	1999-00	1999-00
Cheyney	2-2	1969-70	1980-81	Michigan Lutheran	6-2	1964-65	1968-69	Tennessee Tech	8-10	1980-81	1987-88
Chicago State	13-8	1988-89	2001-02	Michigan State	0-1	2006-07	2006-07	Texas Southern	1-0	1966-67	1966-67
Christian Brothers	0-1	1959-60	1959-60	Middle Tennessee State	7-9	1981-82	1987-88	Thiel	10-4	1927-28	1989-90
Cincinnati	0-3	1993-94	2000-01	<b>Milwaukee</b>	<b>4-19</b>	<b>1973-74</b>	<b>2007-08</b>	Thomas More	2-0	1969-70	1994-95
Citadel	0-1	1990-91	1990-91	Minnesota	0-4	1988-89	1991-92	Toledo	1-8	1941-42	2003-04
Clarion	6-4	1927-28	2000-01	Missouri	0-1	1981-82	1981-82	Toledo DeSales	2-0	1939-40	1940-41
Clemson	0-1	1988-89	1988-89	Missouri State (SMS)	1-1	1965-66	2004-05	Toronto	1-0	1968-69	1968-69
<b>Cleveland State/Fenn</b>	<b>35-34</b>	<b>1930-31</b>	<b>2007-08</b>	UMKC	13-7	1988-89	2002-03	Towson	0-2	1990-91	1991-92
Coastal Carolina	0-1	1990-91	1990-91	Missouri-Rolla	1-0	1974-75	1974-75	Troy State	5-3	1994-95	1997-98
Colby	0-1	1952-53	1952-53	Montana	0-2	1998-99	1999-00	Tulsa	0-1	1984-85	1984-85
Columbia	1-0	1982-83	1982-83	Morehead State	6-12	1981-82	1990-91	Upsala	2-0	1934-35	1935-36
Coppin State	0-2	1991-92	1991-92	Morgan State	1-0	1985-86	1985-86	Utica	0-1	1983-84	1983-84
Cortland Teachers	1-0	1939-40	1939-40	Morris Harvey	2-0	1960-61	1960-61	<b>Valparaiso</b>	<b>7-18</b>	<b>1989-90</b>	<b>2007-08</b>
Culver Stockton	1-0	1958-59	1958-59	Mount Union	11-12	1928-29	1978-79	Villa Madonna	4-1	1960-61	1967-68
Davis & Elkins	0-2	1938-39	1938-39	Murray State	4-11	1981-82	1994-95	Walsh	11-1	1964-65	1976-77
Dayton	4-5	1940-41	1983-84	Muskingum	15-8	1941-42	1967-68	Warren	1-1	1932-33	1932-33
Defiance	3-1	1939-40	1971-72	Nebraska-Omaha	0-4	1974-75	1975-76	Washington & Jefferson	3-8	1934-35	1995-96
Delaware State	4-2	1978-79	1990-91	New Hampshire	3-0	1960-61	1974-75	Wayne State	3-1	1953-54	1968-69
DePaul	0-2	1960-61	2001-02	Niagara	5-7	1957-58	2003-04	Waynesburg	5-4	1934-35	1948-49
<b>Detroit</b>	<b>6-17</b>	<b>1953-54</b>	<b>2007-08</b>	Nicholls State	1-0	1989-90	1989-90	Weber State	1-0	2007-08	2007-08
Detroit Tech	2-0	1956-57	1957-58	Northeastern Illinois	6-7	1989-90	1997-98	West Liberty State	6-6	1932-33	1939-40
Drexel	0-2	1991-92	1992-93	Northern Arizona	0-1	1946-47	1946-47	West Virginia	0-4	1941-42	1982-83
Duquesne	2-9	1941-42	2006-07	Northern Illinois	1-3	1992-93	1993-94	West Virginia Tech	1-1	1957-58	1958-59
Dyke	1-0	1991-92	1991-92	Northern Iowa	7-4	1976-77	2000-01	West Virginia Wesleyan	1-0	1977-78	1977-78
Eastern Illinois	5-10	1974-75	1995-96	Northern Kentucky	6-2	1975-76	1980-81	Western Illinois	11-21	1957-58	2001-02
Eastern Kentucky	8-6	1981-82	2007-08	Northern Michigan	2-4	1978-79	1980-81	Western Kentucky	0-2	1981-82	1981-82
Eastern Michigan	3-7	1957-58	2005-06	Northern (S.D.) State	1-0	1958-59	1958-59	Western Michigan	1-3	1988-89	1999-00
Eastern Montana	1-1	1969-70	1972-73	UNC-Wilmington	2-1	1982-83	1983-84	Western New England	1-0	1970-71	1970-71
Eastern Washington	1-0	1987-88	1987-88	North Texas State	0-1	1985-86	1985-86	Westinghouse	1-0	1927-28	1927-28
Emporia State	1-0	1956-57	1956-57	Northwestern	0-4	1992-93	1995-96	Westminster	17-29	1928-29	1981-82
Evansville	0-1	2001-02	2001-02	Notre Dame	0-2	1996-97	2007-08	Westmont (Calif.)	1-0	1956-57	1056-57
Farleigh Dickinson	1-1	1997-98	1998-99	Oakland	3-5	1998-99	2003-04	Wilberforce	2-0	1955-56	1975-76
Ferris State	1-0	1983-84	1983-84	Oberlin	3-2	1927-28	1935-36	Williamsport	1-0	1934-35	1934-35
Findlay	2-1	1951-52	1958-59	Ohio	4-14	1940-41	1993-94	Wilmington (Ohio)	2-0	1957-58	1994-95
Florida A&M	2-1	1961-62	1986-87	Ohio Chiropody	3-5	1928-29	1938-39	Wilmerding YMCA	0-2	1936-37	1936-37
Florida Atlantic	1-0	2000-01	2000-01	Ohio Dominican	4-0	1971-72	1983-84	UW-Oshkosh	3-0	1967-68	1970-71
Gannon	39-25	1946-47	1982-83	Ohio State	0-3	1982-83	2006-07	UW-Platteville	1-0	1957-58	1957-58
Geneva	30-20	1931-32	1971-72	Ohio Wesleyan	1-0	1971-72	1983-84	Windsor	3-1	1964-65	1965-66
Georgetown	1-0	1953-54	1953-54	Oral Roberts	5-7	1997-98	2000-01	Wittenberg	0-2	1960-61	1962-63
Georgia Southern	0-1	1985-86	1985-86	Parsons	1-0	1964-65	1964-65	Wooster	3-0	1964-65	1987-88
Georgia State	2-0	1973-74	1974-75	Philadelphia Textile	9-7	1962-63	1980-81	<b>Wright State</b>	<b>7-29</b>	<b>1976-77</b>	<b>2007-08</b>
Georgia Tech	0-1	1992-93	1992-93	Pittsburgh	1-5	1971-72	2003-04	Xavier	0-3	1940-41	1949-50
Glenville State	1-0	1942-42	1941-42	Pittsburgh-Bradford	1-0	1991-92	1991-92				
<b>Green Bay</b>	<b>5-17</b>	<b>1992-93</b>	<b>2007-08</b>	Pittsburgh-Johnstown	0-1	1991-92	1991-92				
Grove City	6-1	1933-34	1942-43	Point Park	1-0	1990-91	1990-91				
Gustavus Adolphus	1-0	1949-50	1949-50	Prairie View A&M	0-1	1988-89	1988-89				
				Purdue	0-1	1983-84	1983-84				
				Quincy (Ill.)	2-2	1957-58	1964-65				

2008-09 Opponents in Bold

## ALL-TIME SCORES

### 1927-28

#### 2-2

Dec. 14	Thiel	.....L, 24-53
Jan. 2	Oberlin	.....L, 19-20
Jan. 14	at Clarion	.....W, 36-16
Jan. 21	Westinghouse	.....W, 38-32

### 1928-29

#### 8-2

Dec. 14	Hiram	.....L, 41-43
Dec. 21	Oberlin	.....W, 12-18
Dec. 28	Westminster	.....L, 19-32
Jan. 4	California (Pa.)	.....W, 56-32
Jan. 5	at Indiana (Pa.)	.....W, 27-18
Jan. 11	Clarion	.....W, 64-29
Jan. 12	at Hiram	.....W, 30-24
Jan. 26	at Ohio Chiropody	.....W, 42-16
Jan. 31	at Kent State	.....W, 22-19
Feb. 1	Indiana (Pa.)	.....W, 42-21

### 1929-30

#### 6-6

Dec. 20	Westminster	.....L, 16-36
Dec. 27	Carnegie Tech	.....L, 30-33
Jan. 3	Mount Union	.....L, 22-31
Jan. 10	Kent State	.....W, 29-26
Jan. 15	Clarion	.....W, 41-22
Jan. 24	St. Vincent	.....W, 22-21
Jan. 31	at Indiana (Pa.)	.....W, 26-20
Feb. 1	at Clarion	.....L, 20-25
Feb. 15	at Kent State	.....W, 32-30
Feb. 21	at Indiana (Pa.)	.....L, 21-22
Feb. 22	at St. Vincent	.....W, 21-19
March 5	Kennedy James	.....L, 24-35

### 1930-31

#### 1-13

Dec. 19	at Fenn	.....L, 18-35
Dec. 26	Carnegie Tech	.....L, 15-45
Jan. 2	at Allegheny	.....L, 17-39
Jan. 3	Kent State	.....L, 26-32
Jan. 8	at Butler Paulists	.....L, 17-19
Jan. 10	at Indiana (Pa.)	.....L, 13-14
Jan. 17	Hiram	.....L, 19-34
Jan. 23	Indiana (Pa.)	.....L, 27-37
Jan. 31	at Kent State	.....L, 20-43
Feb. 6	St. Vincent	.....L, 29-47
Feb. 13	at Indiana (Pa.)	.....L, 25-45
Feb. 14	at St. Vincent	.....L, 30-41
Feb. 21	Fenn	.....W, 34-32
Feb. 27	Indiana (Pa.)	.....L, 25-33

### 1931-32

#### 3-10

Dec. 8	Ohio Chiropody	.....L, 23-36
Dec. 12	at Fenn	.....L, 20-21
Dec. 19	Oberlin	.....L, 9-30
Dec. 28	Geneva	.....L, 15-54
Jan. 5	Allegheny	.....L, 21-44
Jan. 11	at St. Vincent	.....L, 15-29
Jan. 15	at Indiana (Pa.)	.....L, 12-23
Jan. 21	at Saint Francis (Pa.)	.....W, 19-15
Jan. 27	Slippery Rock	.....L, 19-33
Feb. 2	Indiana (Pa.)	.....W, 35-29
Feb. 7	Fenn	.....W, 20-16
Feb. 16	at Slippery Rock	.....L, 16-26
Feb. 21	St. Vincent	.....L, 15-28

### 1932-33

#### 3-11

Dec. 9	Hiram	.....W, 34-25
Dec. 16	at Allegheny	.....L, 24-34
Dec. 22	at Ohio Chiropody	.....L, 34-36
Dec. 29	at Westminster	.....L, 15-47
Dec. 30	Alumni	.....W, 42-33

Jan. 3	Adrian	.....L, 27-36
Jan. 7	at Indiana (Pa.)	.....L, 23-25
Jan. 13	Warren	.....W, 46-34
Jan. 23	at Warren	.....L, 24-38
Jan. 27	Slippery Rock	.....L, 24-38
Feb. 9	at West Liberty State	.....L, 28-33
Feb. 15	at Slippery Rock	.....L, 27-45
Feb. 18	Ohio Chiropody	.....L, 32-51
Feb. 24	Indiana (Pa.)	.....L, 32-34

### 1933-34

#### 6-8

Dec. 13	Slippery Rock	.....L, 29-30
Dec. 15	at Indiana (Pa.)	.....L, 28-33
Dec. 16	Allegheny	.....W, 27-26
Dec. 19	Grove City	.....L, 29-30
Dec. 20	at Oberlin	.....W, 44-27
Dec. 29	Alumni	.....W, 27-19
Jan. 6	at Indiana (Pa.)	.....W, 29-26
Jan. 12	West Liberty State	.....W, 28-12
Jan. 13	at St. Vincent	.....L, 15-21
Jan. 23	Slippery Rock	.....L, 28-34
Jan. 28	at West Liberty State	.....W, 39-28
Feb. 2	at Geneva	.....L, 26-40
Feb. 10	at Hiram	.....L, 30-33
Feb. 13	St. Vincent	.....L, 29-37

### 1934-35

#### 11-9

Dec. 1	Ohio Chiropody	.....L, 31-33
Dec. 8	Washington & Jefferson	.....W, 32-23
Dec. 11	at Thiel	.....L, 28-30
Dec. 13	at Geneva	.....L, 33-45
Dec. 17	at Waynesburg	.....L, 16-23
Dec. 19	at Allegheny	.....W, 33-29
Dec. 29	at Fenn	.....W, 37-23
Jan. 4	at Grove City	.....W, 18-16
Jan. 11	at West Liberty State	.....L, 35-36
Jan. 12	at St. Vincent	.....L, 18-33
Jan. 16	Thiel	.....W, 41-40
Jan. 19	West Liberty State	.....L, 31-34
Jan. 25	Geneva	.....L, 24-32
Feb. 2	at Ohio Chiropody	.....W, 29-27
Feb. 8	St. Vincent	.....W, 40-34
Feb. 16	Fenn	.....L, 32-42
Feb. 19	Hiram	.....W, 35-19
Feb. 27	Waynesburg	.....W, 35-34
March 1	Williamsport	.....W, 24-20
March 2	at Upsala	.....W, 27-26

### 1935-36

#### 8-11

Dec. 12	at Mount Union	.....L, 24-30
Dec. 18	at Allegheny	.....W, 24-14
Dec. 21	Oberlin	.....W, 36-31
Dec. 28	Alumni	.....W, 41-17
Jan. 4	at Westminster	.....L, 17-42
Jan. 9	West Liberty State	.....L, 46-48
Jan. 10	at Grove City	.....W, 37-35
Jan. 14	Thiel	.....L, 29-34
Jan. 25	St. Vincent	.....L, 36-49
Jan. 31	Westminster	.....L, 19-45
Feb. 7	John Carroll	.....W, 70-27
Feb. 8	at Fenn	.....L, 23-28
Feb. 10	at Hiram	.....W, 35-26
Feb. 12	Upsala	.....W, 51-20
Feb. 14	at Thiel	.....L, 32-34
Feb. 22	Capital	.....W, 29-25
Feb. 27	at St. Vincent	.....L, 35-48
Feb. 28	at St. Thomas Aquinas	.....L, 31-41
Feb. 29	at Rider	.....L, 29-36

### 1936-37

#### 8-10

Dec. 10	Mount Union	.....L, 22-23
Dec. 16	at Westminster	.....L, 16-38
Dec. 18	Geneva	.....W, 28-24

Jan. 8	at West Liberty State	.....W, 40-34
Jan. 9	at St. Vincent	.....L, 19-37
Jan. 12	Hiram	.....W, 40-24
Jan. 16	Fenn	.....W, 34-27
Jan. 22	Thiel	.....W, 35-25
Jan. 30	Westminster	.....L, 23-45
Feb. 6	Wilmerding YMCA	.....L, 31-35
Feb. 9	at Long Island	.....L, 24-61
Feb. 10	at Newark	.....W, 41-32
Feb. 12	at Rider	.....L, 27-36
Feb. 13	at Wilmerding YMCA	.....L, 27-54
Feb. 16	at Thiel	.....W, 44-41
Feb. 19	St. Vincent	.....L, 35-41
Feb. 26	at Grove City	.....W, 39-30
March 6	Washington & Jefferson	.....L, 27-37

### 1937-38

#### 11-9

Dec. 7	at Wash. & Jefferson	.....L, 11-61
Dec. 9	at Kent	.....L, 27-41
Dec. 11	at Akron	.....L, 16-23
Dec. 16	Geneva	.....W, 38-32
Jan. 5	Alumni	.....W, 47-25
Jan. 7	at West Liberty State	.....L, 29-30
Jan. 9	at St. Vincent	.....L, 25-37
Jan. 11	at Grove City	.....W, 40-37
Jan. 13	Ohio Chiropody	.....W, 47-28
Jan. 19	Hiram	.....W, 33-27
Jan. 21	Thiel	.....W, 36-26
Feb. 4	Alliance	.....W, 50-31
Feb. 9	Akron	.....W, 32-31
Feb. 11	St. Vincent	.....L, 32-46
Feb. 12	at Hiram	.....W, 44-27
Feb. 15	at Thiel	.....W, 44-27
Feb. 17	at Westminster	.....L, 27-55
Feb. 22	Alliance	.....W, 38-36
Feb. 23	West Liberty State	.....L, 35-36
Feb. 25	Westminster	.....L, 32-45

### 1938-39

#### 6-12

Dec. 14	at Mount Union	.....L, 19-27
Dec. 18	Davis & Elkins	.....L, 18-47
Dec. 20	at Geneva	.....L, 30-45
Jan. 8	Washington & Jefferson	.....L, 28-41
Jan. 9	at Hiram	.....L, 32-34
Jan. 17	at West Liberty State	.....W, 36-34
Jan. 18	at Davis & Elkins	.....L, 36-51
Jan. 28	West Liberty State	.....W, 34-16
Feb. 1	Westminster	.....L, 38-41
Feb. 3	at Ohio Chiropody	.....L, 23-25
Feb. 7	at Thiel	.....W, 39-35
Feb. 8	St. Lawrence	.....L, 37-45
Feb. 11	at St. Vincent	.....L, 27-42
Feb. 14	Thiel	.....W, 39-25
Feb. 16	Bowling Green	.....L, 27-33
Feb. 23	Hiram	.....W, 45-22
Feb. 24	at Westminster	.....L, 41-56
March 4	St. Vincent	.....W, 47-37

### 1939-40

#### 9-9

Dec. 7	at Ashland	.....L, 30-39
Dec. 8	at Toledo DeSales	.....W, 42-40
Dec. 9	at Bowling Green	.....W, 37-31
Dec. 16	Hiram	.....W, 38-37
Dec. 20	Defiance	.....W, 51-46
Jan. 6	at Cortland Teachers	.....W, 28-26
Jan. 8	at St. Lawrence	.....L, 39-47
Jan. 9	at Ithaca	.....L, 38-47
Jan. 10	at St. Bonaventure	.....L, 35-40
Jan. 13	Ashland	.....L, 28-37
Jan. 18	West Liberty State	.....W, 63-51
Jan. 20	at Westminster	.....L, 53-55
Feb. 3	at Waynesburg	.....L, 38-54
Feb. 8	Westminster	.....L, 37-44
Feb. 17	at Hiram	.....W, 48-40
Feb. 20	Saint Francis (Pa.)	.....W, 46-28

Feb. 24	St. Vincent	.....L, 38-39
Feb. 28	at Geneva	.....W, 48-45

### 1940-41


#### 14-8

Dec. 4	at Wash. & Jefferson	.....L, 43-55
Dec. 6	at Ohio	.....L, 25-41
Dec. 7	at Xavier	.....L, 44-58
Dec. 11	Hiram	.....W, 59-48
Dec. 13	Carnegie Tech	.....W, 47-41
Dec. 21	Dayton	.....W, 53-40
Jan. 4	at Westminster	.....L, 29-42
Jan. 9	Toledo DeSales	.....W, 62-50
Jan. 17	at St. Bonaventure	.....L, 33-53
Jan. 18	at Canisius	.....L, 47-51
Jan. 25	Ithaca	.....W, 32-30
Jan. 30	Kent State	.....W, 46-33
Feb. 1	at Akron	.....L, 28-62
Feb. 3	Geneva	.....W, 44-43
Feb. 5	Thiel	.....W, 52-35
Feb. 7	at Saint Francis (Pa.)	.....W, 62-58
Feb. 11	Waynesburg	.....W, 53-47
Feb. 15	Akron	.....W, 43-39
Feb. 19	Westminster	.....L, 48-49
Feb. 21	at Kent State	.....W, 56-49
Feb. 25	at Thiel	.....W, 74-58
Feb. 26	at Hiram	.....W, 64-40

### 1941-42

#### 9-12

Dec. 5	Glennville State	.....W, 43-30
Dec. 10	Hiram	.....W, 69-27
Dec. 12	at Duquesne	.....L, 22-43
Dec. 18	Washington & Jefferson	.....L, 32-44
Dec. 20	Ohio	.....W, 57-46
Jan. 5	Akron	.....W, 49-42
Jan. 10	at West Virginia	.....L, 40-50
Jan. 12	Westminster	.....L, 55-61
Jan. 17	at Westminster	.....L, 41-54
Jan. 24	Muskingum	.....W, 57-51
Jan. 27	at Akron	.....L, 39-57
Jan. 31	at Dayton	.....W, 44-35
Feb. 2	Mexico City YMCA	.....W, 74-43
Feb. 4	Kent State	.....L, 57-61
Feb. 6	at Toledo	.....L, 32-88
Feb. 10	at Ohio	.....L, 40-42
Feb. 18	Toledo	.....L, 43-80



**John Aiken lettered three years at YSU from 1938-41.**

## ALL-TIME SCORES

Feb. 23	Geneva.....	L, 52-55
Feb. 26	at Kent.....	W, 52-39
Feb. 28	at Geneva.....	L, 47-58
March 4	St. Joseph's (Pa.).....	W, 52-51

### 1942-43 11-5

Dec. 9	at Kent.....	W, 56-45
Dec. 12	at Hiram.....	W, 63-37
Dec. 14	at Geneva.....	W, 46-45
Dec. 16	Grove City.....	W, 81-44
Dec. 19	at Toledo.....	L, 51-76
Dec. 21	Muskingum.....	L, 38-43
Jan. 7	at Mount Union.....	L, 57-70
Jan. 14	Geneva.....	W, 61-53
Jan. 21	Bowling Green.....	W, 56-53
Jan. 23	at St. Vincent.....	W, 63-36
Jan. 27	Kent.....	W, 59-57
Feb. 3	St. Vincent.....	W, 61-46
Feb. 6	at Grove City.....	W, 56-43
Feb. 11	Juniata.....	W, 55-50
Feb. 13	at Wash. & Jefferson.....	L, 29-61
Feb. 17	Toledo.....	L, 39-62


### 1946-47 13-10 • NAIA

Dec. 7	at Geneva.....	L, 52-54
Dec. 11	Dayton.....	W, 53-36
Dec. 14	at Gannon.....	W, 59-49
Dec. 18	John Carroll.....	W, 57-53
Dec. 28	Duquesne.....	L, 47-53
Dec. 30	at Dayton.....	L, 54-55
Jan. 1	Kent.....	W, 66-57
Jan. 6	Muskingum.....	W, 50-48
Jan. 8	Case Western.....	L, 41-51
Jan. 11	at Kent.....	W, 66-57
Jan. 18	at St. Bonaventure.....	W, 58-50
Jan. 22	Akron.....	L, 41-71
Jan. 25	at Saint Francis (Pa.).....	W, 52-48
Jan. 29	Baldwin-Wallace.....	W, 59-55
Feb. 5	at John Carroll.....	W, 60-52
Feb. 7	at Bowling Green.....	L, 52-60
Feb. 11	Geneva.....	W, 63-52
Feb. 12	St. Vincent.....	W, 59-49
Feb. 19	Saint Francis (Pa.).....	L, 49-56
Feb. 22	Waynesburg.....	L, 51-61
Feb. 25	St. Vincent.....	W, 71-46
March 1	Washington & Jefferson.....	L, 61-64
March 4	Northern Arizona.....	L, 45-49

^NAIA National Tournament  
(Kansas City, Mo.)

### 1947-48 10-14 • NAIA

Dec. 13	at Dayton.....	L, 43-50
Dec. 15	Gannon.....	W, 62-45
Dec. 17	Kent State.....	L, 53-58
Dec. 19	at John Carroll.....	W, 61-55
Dec. 31	Muskingum.....	L, 49-76
Jan. 1	Kent.....	L, 68-70
Jan. 5	Waynesburg.....	W, 67-54
Jan. 7	Akron.....	L, 55-66
Jan. 10	Duquesne.....	L, 45-53
Jan. 17	at Fenn.....	W, 54-43
Jan. 20	at Kent.....	L, 53-87
Jan. 21	John Carroll.....	W, 81-54
Jan. 24	at Baldwin-Wallace.....	L, 53-58
Jan. 28	at Marshall.....	L, 77-78
Jan. 29	at Rio Grande.....	W, 78-63
Jan. 31	Bowling Green.....	L, 26-75
Feb. 6	at Alliance.....	W, 58-50
Feb. 11	Washington & Jefferson.....	W, 59-57
Feb. 13	at Mount Union.....	L, 37-45
Feb. 18	Baldwin-Wallace.....	L, 59-68
Feb. 21	at Gannon.....	L, 57-58
Feb. 25	at Waynesburg.....	W, 57-56
March 3	at Saint Francis (Pa.).....	L, 45-53
March 5	at Case Western.....	W, 68-51



**Ronald Allen (1961-64) played Major League Baseball for the St. Louis Cardinals.**

^Youngstown Tournament

### 1948-49 9-14 • NAIA

Dec. 6	Saint Francis (Pa.).....	W, 58-43
Dec. 12	at Baldwin-Wallace.....	L, 49-64
Dec. 15	Hiram.....	W, 52-40
Dec. 18	Marietta.....	L, 56-63
Dec. 22	Fenn.....	W, 51-44
Dec. 23	Mount Union.....	W, 57-50
Dec. 28	Kent.....	W, 59-67
Jan. 5	at Akron.....	L, 57-78
Jan. 8	at Gannon.....	W, 60-50
Jan. 10	St. Bonaventure.....	L, 38-56
Jan. 12	Waynesburg.....	W, 61-43
Jan. 14	at Marshall.....	L, 55-62
Jan. 19	John Carroll.....	W, 64-59
Jan. 24	Kent.....	L, 52-63
Feb. 2	Marshall.....	L, 60-83
Feb. 5	Duquesne.....	L, 41-55
Feb. 7	at Waynesburg.....	L, 51-64
Feb. 12	at Mount Union.....	L, 28-33
Feb. 14	Gannon.....	W, 72-60
Feb. 16	Baldwin-Wallace.....	L, 61-74
Feb. 19	at Alliance.....	W, 69-36
Feb. 22	at John Carroll.....	L, 53-65
Feb. 25	at Hiram.....	L, 64-70

### 1949-50 3-20 • NAIA

Dec. 3	at Baldwin-Wallace.....	L, 46-66
Dec. 5	at Geneva.....	L, 47-62
Dec. 6	Gustavus Adolphus.....	W, 59-46
Dec. 10	at Wash. & Jefferson.....	L, 42-60
Dec. 14	at Xavier.....	L, 46-68
Dec. 17	vs. Marietta.....	L, 61-72
Dec. 19	Marshall.....	L, 64-71
Dec. 28	Kent.....	W, 75-74
Dec. 29	Mount Union.....	L, 47-49
Jan. 4	Xavier.....	L, 59-70
Jan. 6	at Marshall.....	W, 81-76
Jan. 9	John Carroll.....	L, 61-62
Jan. 11	at Kent.....	L, 43-55
Jan. 13	at Marietta.....	L, 82-83
Jan. 14	at Muskingum.....	L, 56-89
Jan. 18	Akron.....	L, 74-90
Jan. 21	at Saint Francis (Pa.).....	L, 74-77

Jan. 27	Duquesne.....	L, 49-69
Feb. 1	Baldwin-Wallace.....	L, 59-67
Feb. 2	at Dayton.....	L, 61-74
Feb. 8	Kent.....	L, 60-74
Feb. 15	at Mount Union.....	L, 37-46
Feb. 18	at Gannon.....	L, 59-74

### 1950-51 16-7 • NAIA

Dec. 6	Alliance.....	W, 73-46
Dec. 9	at Baldwin-Wallace.....	L, 63-69
Dec. 16	vs. Marietta.....	W, 74-55
Dec. 18	Ohio.....	W, 73-64
Dec. 20	Muskingum.....	W, 81-76
Dec. 21	Geneva.....	W, 74-57
Dec. 27	Fenn.....	W, 61-56
Jan. 3	St. Bonaventure.....	L, 50-67
Jan. 6	at Akron.....	W, 66-57
Jan. 8	Gannon.....	W, 83-43
Jan. 13	at Steubenville.....	W, 84-49
Jan. 15	Saint Francis (Pa.).....	L, 72-74
Jan. 17	Muskingum.....	L, 55-65
Jan. 24	Baldwin-Wallace.....	L, 61-74
Jan. 26	Geneva.....	W, 92-68
Jan. 31	Mount Union.....	W, 77-69
Feb. 2	at Marietta.....	L, 46-55
Feb. 5	Dayton.....	W, 76-73
Feb. 7	at Kent.....	L, 55-57
Feb. 10	at Alliance.....	W, 87-38
Feb. 12	John Carroll.....	W, 72-53
Feb. 13	at Slippery Rock.....	W, 79-61
Feb. 17	at Fenn.....	W, 75-58

^Farrell, Pa.  
&Youngstown Tournament

### 1951-52 16-7 • NAIA

Dec. 8	at Baldwin-Wallace.....	L, 59-60
Dec. 10	Alliance.....	W, 89-29
Dec. 12	Case Western.....	W, 76-65
Dec. 14	at John Carroll.....	L, 53-72
Dec. 19	Geneva.....	L, 60-76
Dec. 29	Duquesne.....	L, 42-79
Jan. 2	Akron.....	W, 83-75
Jan. 5	at Fenn.....	W, 74-48
Jan. 7	John Carroll.....	W, 88-70
Jan. 9	Steubenville.....	W, 69-46
Jan. 12	at Geneva.....	W, 63-61
Jan. 14	Fenn.....	W, 76-39
Jan. 18	at Muskingum.....	W, 59-57
Jan. 19	at Marietta.....	W, 92-76
Jan. 22	at Mount Union.....	W, 51-50
Jan. 24	Kent.....	L, 70-71
Jan. 26	at St. Bonaventure.....	L, 50-76
Jan. 30	Baldwin-Wallace.....	W, 84-82
Feb. 2	at Alliance.....	W, 86-62
Feb. 5	LaSalle.....	W, 68-57
Feb. 7	at Gannon.....	W, 51-48
Feb. 13	Slippery Rock.....	W, 65-63
Feb. 18	Findlay.....	L, 70-72

### 1952-53 10-14 • NAIA

Dec. 2	at Gannon.....	L, 72-78
Dec. 4	Alliance.....	L, 55-68
Dec. 6	at Baldwin-Wallace.....	L, 72-90
Dec. 11	at Case Western.....	W, 72-68
Dec. 13	at John Carroll.....	L, 76-91
Dec. 15	Gannon.....	W, 66-54
Dec. 20	Fenn.....	W, 72-39
Dec. 29	Colby.....	L, 63-67
Dec. 30	at Westminster.....	W, 75-69
Jan. 3	at Akron.....	L, 73-91
Jan. 7	John Carroll.....	W, 77-69
Jan. 13	Kent.....	L, 65-69
Jan. 15	Marietta.....	W, 83-79
Jan. 17	at Westminster.....	L, 72-75

Jan. 21	Mount Union.....	W, 72-62
Jan. 28	Geneva.....	L, 63-96
Jan. 31	at Alliance.....	W, 81-64
Feb. 3	Geneva.....	L, 80-87
Feb. 10	at Slippery Rock.....	L, 57-81
Feb. 12	Baldwin-Wallace.....	L, 86-96
Feb. 14	Muskingum.....	W, 91-87
Feb. 18	Westminster.....	L, 86-93
Feb. 20	Carnegie Tech.....	W, 69-67
Feb. 28	at LaSalle.....	L, 41-94

### 1953-54 11-16 • NAIA

Dec. 3	at Muskingum.....	W, 68-66
Dec. 5	at Baldwin-Wallace.....	L, 60-80
Dec. 7	at John Carroll.....	L, 61-76
Dec. 9	Geneva.....	L, 66-77
Dec. 12	at Detroit.....	L, 65-101
Dec. 15	at Westminster.....	L, 51-91
Dec. 17	at Steubenville.....	L, 67-76
Dec. 28	Baldwin-Wallace.....	W, 82-71
Dec. 29	Westminster.....	L, 63-76
Dec. 30	Muskingum.....	L, 63-76
Jan. 6	Kent.....	W, 76-69
Jan. 9	Gannon.....	L, 78-80
Jan. 11	at Alliance.....	W, 79-60
Jan. 14	at Marietta.....	L, 78-96
Jan. 20	at Mount Union.....	L, 62-64
Jan. 23	Geneva.....	L, 75-96
Jan. 28	Georgetown.....	W, 78-74
Jan. 30	Akron.....	W, 80-74
Feb. 1	Alliance.....	W, 90-79
Feb. 2	Baldwin-Wallace.....	W, 89-73
Feb. 8	John Carroll.....	L, 75-90
Feb. 10	Slippery Rock.....	W, 78-46
Feb. 13	at Fenn.....	W, 104-55
Feb. 17	Westminster.....	L, 87-94
Feb. 20	at Carnegie Tech.....	L, 53-71
Feb. 22	Case Western.....	W, 87-81
Feb. 24	at Wayne State.....	L, 74-77

^Youngstown Tournament

### 1954-55 10-17 • NAIA

Dec. 4	at Baldwin-Wallace.....	L, 67-74
Dec. 7	at Kent.....	L, 87-88
Dec. 11	Muskingum.....	W, 72-69
Dec. 13	Wayne State.....	W, 68-65
Dec. 16	Mount Union.....	W, 69-60
Dec. 18	Marietta.....	L, 70-83
Dec. 29	Westminster.....	L, 67-99
Dec. 30	Geneva.....	W, 82-74
Jan. 3	at Adrian.....	L, 79-80
Jan. 8	St. Vincent.....	W, 90-72
Jan. 11	at Gannon.....	W, 71-68
Jan. 13	Steubenville.....	L, 57-71
Jan. 15	at Alliance.....	W, 87-81
Jan. 20	Westminster.....	L, 75-85
Jan. 27	John Carroll.....	L, 80-93
Jan. 29	Geneva.....	L, 89-104
Jan. 31	Alliance.....	W, 95-76
Feb. 3	Baldwin-Wallace.....	L, 89-98
Feb. 5	Akron.....	L, 84-92
Feb. 9	St. Vincent.....	L, 60-81
Feb. 12	at Slippery Rock.....	W, 97-95
Feb. 14	Westminster.....	L, 77-85
Feb. 17	Carnegie Tech.....	W, 92-84
Feb. 19	at Geneva.....	L, 86-99
Feb. 21	at John Carroll.....	L, 95-108
Feb. 26	at Steubenville.....	L, 73-86
March 1	at Case Western.....	L, 84-93

^Youngstown Tournament

### 1955-56 12-14 • NAIA

Dec. 1	at Carnegie Tech.....	L, 65-74
Dec. 3	Case Western.....	W, 89-65
Dec. 5	Steubenville.....	W, 80-66

# ALL-TIME SCORES

Dec. 10	Kent.....	L, 75-82
Dec. 12	at John Carroll.....	L, 84-96
Dec. 15	at Marietta.....	L, 81-86
Dec. 17	Adrian.....	W, 102-73
Jan. 4	at Steubenville.....	L, 60-83
Jan. 7	at Geneva.....	L, 66-90
Jan. 11	Westminster.....	W, 80-77
Jan. 14	at Alliance.....	W, 82-60
Jan. 16	St. Vincent.....	L, 64-70
Jan. 18	at Mount Union.....	L, 55-56
Jan. 21	Lawrence Tech.....	W, 92-66
Jan. 23	Gannon.....	W, 95-75
Jan. 25	Baldwin-Wallace.....	L, 89-92
Jan. 28	Geneva.....	L, 75-78
Jan. 30	Loyola (Chicago).....	W, 87-81
Feb. 4	at Adrian.....	L, 86-87
Feb. 8	Akron.....	W, 76-74
Feb. 11	at Westminster.....	L, 82-95
Feb. 13	Wilberforce.....	W, 101-65
Feb. 15	Alliance.....	W, 90-70
Feb. 18	Slippery Rock.....	W, 98-80
Feb. 20	at St. Vincent.....	L, 73-75
Feb. 25	at Baldwin-Wallace.....	L, 88-107

## 1956-57 23-4 • NAIA

Dec. 1	at Baldwin-Wallace.....	L, 72-82
Dec. 5	at Kent.....	W, 87-85
Dec. 8	Marietta.....	W, 87-62
Dec. 12	at Alliance.....	W, 89-48
Dec. 15	John Carroll.....	W, 84-73
Dec. 19	Muskingum.....	W, 76-66
Jan. 5	at Akron.....	L, 63-68
Jan. 7	St. Vincent.....	W, 88-63
Jan. 9	Central State.....	W, 80-56
Jan. 12	at Gannon.....	W, 78-50
Jan. 16	Baldwin-Wallace.....	W, 110-90
Jan. 19	at Mount Union.....	W, 84-43
Jan. 26	at Geneva.....	L, 69-79
Jan. 28	Alliance.....	W, 99-58
Jan. 31	Westminster.....	W, 76-66
Feb. 7	Geneva.....	W, 90-75
Feb. 9	at Westminster.....	W, 81-77
Feb. 13	Steubenville.....	W, 78-59
Feb. 16	at Slippery Rock.....	W, 106-68
Feb. 19	at Lawrence Tech.....	W, 101-74
Feb. 20	at Detroit Tech.....	W, 81-67
Feb. 25	Saint Francis (Pa.).....	W, 76-67
March 4	Defiance.....	W, 91-69
March 5	Steubenville.....	W, 99-58
March 12	Westmont (Calif.)^.....	W, 81-75
March 13	Emporia State^.....	W, 80-74
March 14	SE Oklahoma^.....	L, 65-69

^NAIA National Tournament  
(Kansas City, Mo.)

## 1957-58 23-7 • NAIA

Dec. 2	Kent State.....	W, 71-61
Dec. 7	Eastern Michigan.....	W, 81-58
Dec. 11	Alliance.....	W, 88-59
Dec. 13	at Muskingum.....	L, 73-77
Dec. 14	at Marietta.....	W, 80-79
Dec. 18	Akron.....	W, 83-70
Dec. 26	Anderson &.....	W, 84-71
Dec. 27	Geneva &.....	W, 84-69
Dec. 28	Steubenville &.....	L, 55-57
Jan. 2	West Virginia Tech.....	W, 92-91
Jan. 8	Baldwin-Wallace.....	W, 82-74
Jan. 11	at Central State.....	W, 60-54
Jan. 13	at Steubenville.....	L, 57-85
Jan. 16	at St. Vincent.....	L, 67-99
Jan. 25	at Baldwin-Wallace.....	W, 70-59
Jan. 27	Gannon.....	L, 77-86
Jan. 30	at Westminster.....	W, 79-55
Feb. 1	Niagara.....	W, 57-55
Feb. 3	at Alliance.....	W, 92-50

Feb. 8	Geneva.....	W, 61-60
Feb. 12	Westminster.....	W, 92-65
Feb. 15	Detroit Tech.....	W, 72-60
Feb. 17	at John Carroll.....	W, 99-93
Feb. 21	at Saint Francis (Pa.).....	L, 52-55
Feb. 26	at Geneva.....	W, 71-55
March 4	Findlay.....	W, 99-72
March 5	Wilmington.....	W, 80-59
March 11	Quincy (Ill.)^.....	W, 88-68
March 12	UW-Platteville^.....	W, 74-63
March 13	Western Illinois^.....	L, 67-70

&NAIA Tipoff Tournament  
^NAIA National Tournament  
(Kansas City, Mo.)

## 1958-59 19-9 • NAIA

Dec. 1	at Kent.....	L, 51-53
Dec. 6	at Eastern Michigan.....	W, 71-62
Dec. 8	at Alliance.....	W, 91-58
Dec. 10	Muskingum.....	W, 85-60
Dec. 13	at Akron.....	L, 66-79
Dec. 15	Culver Stockton.....	W, 108-81
Dec. 18	St. Vincent.....	W, 103-72
Dec. 20	Marietta.....	W, 112-56
Dec. 27	vs. Rockhurst &.....	W, 77-71
Dec. 29	vs. Tennessee State &.....	L, 73-103
Dec. 30	at Quincy (Ill.) &.....	L, 90-96
Jan. 5	Geneva.....	W, 96-72
Jan. 7	Saint Francis (Pa.).....	W, 87-78
Jan. 12	Central State.....	W, 84-78
Jan. 14	Baldwin-Wallace.....	W, 106-82
Jan. 26	at Geneva.....	W, 85-83
Jan. 31	Mount Union.....	W, 71-59
Feb. 2	at Gannon.....	W, 88-64
Feb. 7	at West Virginia Tech.....	L, 77-93
Feb. 14	at Niagara.....	L, 64-79
Feb. 18	at Alliance.....	W, 95-63
Feb. 21	at Saint Francis (Pa.).....	L, 80-91
Feb. 23	Anderson.....	L, 69-71
Feb. 28	at Baldwin-Wallace.....	W, 91-80
March 2	Findlay.....	W, 103-65
March 3	Baldwin-Wallace.....	W, 97-77
March 10	Northern (S.D.) State^.....	W, 85-76
March 11	Tennessee State^.....	L, 80-89

&NAIA Holiday Tournament (Quincy, Ill.)  
^NAIA National Tournament  
(Kansas City, Mo.)

## 1959-60 11-14 • NAIA

Dec. 1	at Kent State.....	L, 81-87
Dec. 5	Alma.....	W, 81-55
Dec. 12	Baldwin-Wallace.....	W, 89-60
Dec. 14	at Alliance.....	W, 75-65
Dec. 16	St. Vincent.....	W, 79-69
Dec. 19	at St. Francis (Pa.).....	L, 66-102
Dec. 28	vs. Southern Illinois %.....	L, 66-85
Dec. 29	vs. Christian Brothers %.....	L, 58-59
Dec. 30	at Quincy (Ill.) %.....	L, 85-89
Jan. 6	Gannon.....	W, 96-59
Jan. 9	at Alma.....	W, 88-51
Jan. 11	Steubenville.....	W, 79-69
Jan. 13	Kent.....	W, 78-73
Jan. 16	at Baldwin-Wallace.....	W, 67-60
Jan. 23	Kentucky Wesleyan.....	L, 72-81
Jan. 30	at Tennessee State.....	L, 76-104
Feb. 1	Alliance.....	W, 58-60
Feb. 6	at Marietta.....	W, 61-50
Feb. 10	Saint Francis (Pa.).....	L, 70-89
Feb. 13	at St. Vincent.....	L, 56-64
Feb. 15	Tennessee State.....	L, 71-94
Feb. 17	Akron.....	L, 76-97
Feb. 20	at Muskingum.....	L, 82-90
Feb. 22	at Steubenville.....	L, 40-42
Feb. 24	at Gannon.....	W, 68-65

%NAIA Holiday Tournament (Quincy, Ill.)



Bill Johnson led YSU in assists in 1970-71 and 1971-72.

## 1960-61

### 21-7 • Division II

Dec. 1	Ashland.....	W, 95-84
Dec. 3	at Ohio.....	L, 74-87
Dec. 8	Lincoln.....	W, 103-61
Dec. 10	at Villa Madonna.....	W, 92-85
Dec. 14	at St. Vincent.....	W, 60-59
Dec. 17	Marietta.....	W, 82-72
Dec. 19	vs. Morris Harvey %.....	W, 104-77
Dec. 20	at Akron %.....	L, 63-79
Jan. 2	New Hampshire.....	W, 89-70
Jan. 4	Muskingum.....	W, 76-59
Jan. 7	Alderson-Broadus.....	W, 98-82
Jan. 9	Morris Harvey.....	W, 83-74
Jan. 11	at Central State.....	W, 88-72
Jan. 13	at Steubenville.....	W, 58-53
Jan. 21	at Saint Francis (Pa.).....	L, 56-77
Jan. 26	Gannon.....	W, 90-72
Jan. 28	at Baldwin-Wallace.....	L, 64-74
Feb. 1	Hillsdale.....	W, 103-66
Feb. 4	St. Vincent.....	W, 104-67
Feb. 8	Alliance.....	W, 87-51
Feb. 11	Steubenville.....	W, 74-73
Feb. 13	at Gannon.....	W, 84-76
Feb. 15	Baldwin-Wallace.....	W, 82-61
Feb. 20	Saint Francis (Pa.).....	W, 75-71
Feb. 22	at Alliance.....	L, 49-64
Feb. 27	at DePaul.....	L, 55-78
March 10	vs. Wittenberg^.....	L, 28-43
March 11	vs. S. Carolina State^.....	W, 96-82

%Akron Tournament (Akron, Ohio)  
^Division II Mid-east Regional  
(Crawfordsville, Ind.)

## 1961-62

### 16-12 • Division II

Dec. 2	at Ashland.....	L, 71-76
Dec. 4	Alma.....	W, 101-64
Dec. 6	at Geneva.....	L, 77-83
Dec. 9	Villa Madonna.....	W, 75-68
Dec. 11	at Alderson-Broadus.....	W, 69-51
Dec. 14	St. Vincent.....	W, 91-72
Dec. 16	at Saint Francis (Pa.).....	L, 63-71
Jan. 3	Saint Francis (Pa.).....	L, 57-73

Jan. 6	at Gannon.....	W, 62-61
Jan. 8	Akron.....	W, 63-46
Jan. 10	Central State.....	W, 72-67
Jan. 13	Steubenville.....	L, 61-68
Jan. 20	at Muskingum.....	W, 74-64
Jan. 22	Baldwin-Wallace.....	W, 61-52
Jan. 25	at Kentucky Wesleyan.....	L, 72-100
Jan. 27	at Marietta.....	L, 79-82
Jan. 31	Hillsdale.....	L, 62-63
Feb. 3	Ohio.....	L, 58-63
Feb. 7	at Alliance.....	L, 63-80
Feb. 10	at Steubenville.....	W, 60-52
Feb. 12	Geneva.....	W, 72-53
Feb. 14	Gannon.....	W, 57-47
Feb. 17	at St. Vincent.....	W, 60-56
Feb. 19	Alliance.....	W, 78-69
Feb. 21	at Hillsdale.....	W, 69-60
Feb. 26	at Baldwin-Wallace.....	L, 64-66
March 9	vs. Florida A&M^.....	L, 60-74
March 10	vs. Gannon^.....	W, 58-52

^NCAA Division II Regional (Akron, Ohio)

## 1962-63

### 18-9 • Division II

Dec. 1	Ashland.....	L, 51-66
Dec. 3	Malone.....	W, 64-45
Dec. 5	Geneva.....	W, 66-38
Dec. 8	at Hillsdale.....	W, 76-42
Dec. 12	Alderson-Broadus.....	W, 83-45
Dec. 14	at Akron.....	L, 55-63
Dec. 19	at Geneva %.....	W, 65-35
Dec. 20	vs. Steubenville %.....	L, 67-73
Jan. 9	at Steubenville.....	L, 45-63
Jan. 12	St. Vincent.....	W, 70-42
Jan. 19	at Alliance.....	L, 66-75
Jan. 21	Gannon.....	W, 53-48
Jan. 24	Marietta.....	W, 88-51
Jan. 26	Niagara.....	L, 65-82
Jan. 28	Lakeland.....	W, 94-72
Jan. 30	at Geneva.....	W, 58-51
Feb. 2	Hillsdale.....	W, 85-46
Feb. 4	Muskingum.....	W, 86-61
Feb. 7	Baldwin-Wallace.....	W, 60-42
Feb. 9	Steubenville.....	W, 77-49
Feb. 14	Philadelphia Textile.....	L, 50-63
Feb. 16	at St. Vincent.....	W, 83-39
Feb. 18	Alliance.....	W, 68-60
Feb. 22	at Malone.....	W, 70-64
Feb. 26	at Gannon.....	L, 70-72
March 8	vs. Wittenberg^.....	L, 31-38
March 9	vs. Buffalo^.....	W, 65-53

%Geneva Tournament (Beaver Falls, Pa.)  
^NCAA Division II Regional (Akron, Ohio)

## 1963-64

### 24-3 • Division II

Nov. 30	Malone.....	W, 117-81
Dec. 2	Hillsdale.....	W, 89-47
Dec. 7	Ashland.....	W, 83-49
Dec. 11	Gannon.....	W, 74-44
Dec. 16	at Geneva %.....	W, 84-48
Dec. 17	vs. Steubenville %.....	W, 64-48
Dec. 21	Illinois Wesleyan.....	W, 92-65
Dec. 28	Akron.....	W, 101-82
Jan. 4	at Marietta.....	W, 71-50
Jan. 8	at St. Vincent.....	W, 99-51
Jan. 11	Lakeland.....	W, 127-53
Jan. 18	at Baldwin-Wallace.....	W, 74-63
Jan. 22	Steubenville.....	W, 64-61
Jan. 25	at Buffalo.....	W, 66-64
Jan. 27	Alderson-Broadus.....	W, 93-53
Jan. 29	Geneva.....	W, 127-71
Feb. 1	at Central State.....	L, 69-75
Feb. 4	Lawrence Tech.....	W, 83-75
Feb. 6	at Gannon.....	L, 63-78
Feb. 10	Alliance.....	W, 70-67
Feb. 12	St. Vincent.....	W, 101-62
Feb. 19	at Philadelphia Textile.....	W, 50-49



# ALL-TIME SCORES

Feb. 22 at Niagara .....W, 78-58  
 Feb. 27 at Geneva.....W, 77-53  
 Feb. 29 at Hillsdale.....W, 60-53  
 March 6 vs. LeMoyné<sup>^</sup> .....L, 53-64  
 March 7 vs. Ithaca<sup>^</sup>.....W, 91-79  
 %Geneva Tournament (Beaver Falls, Pa.)  
<sup>^</sup>NCAA Division II Regional (Akron, Ohio)

**1964-65**

**20-6 • Division II**

Dec. 1 at Ashland.....W, 43-41  
 Dec. 3 Quincy (Ill.) .....W, 83-77  
 Dec. 5 Michigan Lutheran.....W, 91-61  
 Dec. 9 Hillsdale.....W, 96-63  
 Dec. 12 at Lawrence Tech.....W, 74-65  
 Dec. 16 Central State .....L, 63-84  
 Dec. 19 Wooster.....W, 53-51  
 Dec. 23 Illinois Wesleyan.....W, 60-55  
 Dec. 28 Maine .....W, 81-60  
 Dec. 30 Windsor.....W, 88-64  
 Jan. 4 Baldwin-Wallace.....W, 83-70  
 Jan. 6 at Muskingum.....W, 36-35  
 Jan. 9 Susquehanna.....W, 84-69  
 Jan. 13 at Steubenville.....L, 48-50  
 Jan. 16 at Gannon.....L, 47-48  
 Jan. 28 Niagara .....L, 42-55  
 Jan. 30 Philadelphia Textile.....W, 104-81  
 Feb. 4 Alliance .....W, 83-73  
 Feb. 6 Parsons.....W, 91-84  
 Feb. 8 Steubenville.....L, 49-62  
 Feb. 11 at Alderson-Broaddus.....W, 89-71  
 Feb. 13 Gannon.....W, 73-61  
 Feb. 15 St. Vincent.....W, 87-63  
 Feb. 17 at Windsor.....W, 86-77  
 Feb. 20 at Walsh.....W, 95-73  
 Feb. 24 at Alliance.....L, 69-78

**1965-66**

**19-7 • Division II**

Dec. 1 at Ashland.....W, 57-47  
 Dec. 6 Walsh.....W, 84-54  
 Dec. 8 at Baldwin-Wallace.....W, 97-70  
 Dec. 13 Michigan Lutheran.....W, 86-62  
 Dec. 15 Windsor.....W, 90-67  
 Dec. 18 Muskingum.....W, 86-52  
 Dec. 20 Hiram.....W, 88-59  
 Dec. 23 Illinois Wesleyan.....W, 68-52  
 Jan. 5 at Alliance.....W, 65-59  
 Jan. 8 at Niagara .....L, 67-87  
 Jan. 13 SW Missouri State.....W, 83-70  
 Jan. 24 Alderson-Broaddus.....W, 83-66  
 Jan. 26 Buffalo State.....W, 87-62  
 Jan. 29 at Susquehanna.....W, 92-64  
 Jan. 31 Gannon.....L, 70-72  
 Feb. 5 at Walsh.....W, 79-55  
 Feb. 9 Villa Madonna.....W, 78-62  
 Feb. 12 at Michigan Lutheran.....W, 110-66  
 Feb. 14 Tennessee State.....L, 52-67  
 Feb. 17 Alliance.....W, 65-51  
 Feb. 19 at Hillsdale.....L, 66-81  
 Feb. 23 at Windsor.....L, 76-94  
 Feb. 26 at St. Vincent.....W, 82-63  
 Feb. 28 at Gannon.....L, 69-71  
 March 4 at Akron<sup>^</sup>.....L, 63-70  
 March 5 vs. Randolph Macon<sup>^</sup>.....W, 94-63  
<sup>^</sup>NCAA Division II Regional (Akron, Ohio)

**1966-67**

**18-7 • Division II**

Dec. 1 Alliance.....W, 92-67  
 Dec. 5 Walsh.....W, 111-51  
 Dec. 10 at Muskingum.....L, 73-80  
 Dec. 12 Texas Southern.....W, 83-75  
 Dec. 15 San Francisco State.....W, 93-71  
 Dec. 17 Philadelphia Textile.....L, 70-71  
 Dec. 20 Hiram.....W, 99-78  
 Dec. 23 Illinois Wesleyan.....W, 97-66

Dec. 30 Baldwin-Wallace.....W, 102-74  
 Jan. 5 St. Vincent.....W, 133-83  
 Jan. 7 at Gannon.....L, 75-76  
 Jan. 10 at Alliance.....W, 87-72  
 Jan. 14 at Buffalo State.....L, 63-67  
 Jan. 21 Hillsdale.....W, 86-64  
 Jan. 25 at Tennessee State.....L, 56-71  
 Feb. 1 Michigan Lutheran.....W, 98-75  
 Feb. 4 Gannon.....L, 39-41  
 Feb. 6 at Alderson-Broaddus.....W, 79-74  
 Feb. 8 Geneva.....W, 78-74  
 Feb. 11 at Central State.....W, 71-56  
 Feb. 13 at Villa Madonna.....L, 70-84  
 Feb. 15 Cleveland State.....W, 102-74  
 Feb. 18 at Michigan Lutheran.....W, 85-68  
 Feb. 22 at Walsh.....W, 100-64  
 Feb. 25 at St. Vincent.....W, 70-60


**1967-68**

**17-8 • Division II**

Dec. 2 at Akron.....L, 57-65  
 Dec. 7 Villa Madonna.....W, 94-68  
 Dec. 9 Muskingum.....W, 96-72  
 Dec. 16 Illinois Wesleyan.....W, 97-83  
 Dec. 19 Hiram.....W, 84-64  
 Dec. 21 UW-Oshkosh.....W, 88-83  
 Dec. 23 Belmont Abbey.....W, 78-71  
 Dec. 30 Geneva.....W, 96-79  
 Jan. 4 Alderson-Broaddus.....W, 98-86  
 Jan. 6 at Eastern Michigan.....L, 58-92  
 Jan. 13 at Alliance.....L, 65-67  
 Jan. 15 Michigan Lutheran.....W, 75-71  
 Jan. 20 at Central State.....L, 60-62  
 Jan. 24 Buffalo State.....W, 113-80  
 Jan. 27 Eastern Michigan.....W, 68-58  
 Feb. 3 at Gannon.....L, 74-78  
 Feb. 6 Alliance.....W, 103-73  
 Feb. 10 at Cleveland State.....W, 69-66  
 Feb. 13 at Baldwin-Wallace.....L, 77-79  
 Feb. 15 St. Vincent.....W, 115-73  
 Feb. 17 at Philadelphia Textile.....L, 73-95  
 Feb. 20 Gannon.....W, 85-83  
 Feb. 24 at St. Vincent.....L, 73-80  
 Feb. 27 Akron.....W, 71-68  
 March 2 at Hillsdale.....W, 87-75

**1968-69**

**19-7 • Division II**



**Dave Culliver led YSU in scoring in 1964-65 and 1965-66.**

Nov. 30 St. Vincent.....W, 83-71  
 Dec. 7 Toronto.....W, 75-51  
 Dec. 9 Hillsdale.....W, 97-55  
 Dec. 14 Philadelphia Textile.....W, 72-60  
 Dec. 21 Hiram.....W, 89-58  
 Dec. 27 San Francisco State.....W, 79-66  
 Dec. 28 Illinois Wesleyan.....W, 107-93  
 Jan. 4 Kenyon.....L, 86-100  
 Jan. 7 Akron.....W, 49-41  
 Jan. 9 Baldwin-Wallace.....L, 68-74  
 Jan. 11 Alliance.....W, 105-84  
 Jan. 15 Steubenville.....W, 88-65  
 Jan. 18 at Akron.....L, 59-73  
 Jan. 22 Cleveland State.....W, 73-68  
 Jan. 25 at Michigan Lutheran.....L, 68-87  
 Jan. 29 at Geneva.....W, 73-61  
 Feb. 1 Michigan Lutheran.....L, 59-73  
 Feb. 3 St. Norbert.....W, 92-70  
 Feb. 5 at Steubenville.....W, 75-74  
 Feb. 8 Central State.....L, 52-53  
 Feb. 12 Gannon.....W, 70-67  
 Feb. 15 at Wayne State.....W, 79-62  
 Feb. 19 at Alliance.....W, 66-53  
 Feb. 22 at St. Vincent.....W, 77-76  
 Feb. 26 Wayne State.....W, 116-61  
 March 1 at Gannon.....L, 70-74

**1969-70**

**22-5 • Division II**

Dec. 3 Cleveland State.....W, 67-48  
 Dec. 6 St. Vincent.....W, 91-65  
 Dec. 11 at Baldwin-Wallace.....W, 83-69  
 Dec. 13 Westminster.....W, 106-74  
 Dec. 20 at Akron.....W, 55-48  
 Dec. 22 Hiram.....W, 93-43  
 Dec. 27 Wisconsin-Oshkosh.....W, 87-81  
 Dec. 30 Eastern Montana.....W, 90-76  
 Jan. 3 Illinois Wesleyan.....W, 79-64  
 Jan. 7 Kenyon.....W, 98-82  
 Jan. 10 at Hillsdale.....W, 71-60  
 Jan. 17 Alliance.....W, 93-66  
 Jan. 19 at Cleveland State.....W, 78-68  
 Jan. 24 at Westminster.....W, 86-65  
 Jan. 26 San Francisco State.....W, 89-50  
 Jan. 28 Geneva.....W, 95-57  
 Jan. 31 at Steubenville.....W, 86-52  
 Feb. 4 Gannon.....W, 94-64  
 Feb. 7 at Central State.....L, 52-67  
 Feb. 9 at Thomas More.....L, 59-77  
 Feb. 14 Akron.....W, 80-69  
 Feb. 18 at St. Vincent.....W, 87-70  
 Feb. 21 at Alliance.....W, 82-51  
 Feb. 24 Steubenville.....W, 66-56  
 Feb. 28 at Gannon.....L, 50-53  
 March 6 vs. Philadelphia Textile<sup>^</sup>.....L, 52-79  
 March 7 vs. Cheyney State<sup>^</sup>.....L, 91-94  
<sup>^</sup>NCAA Division II Mideast Regional (Reading, Pa.)

**1970-71**

**19-6 • Division II**

Dec. 2 St. Vincent.....W, 105-73  
 Dec. 5 at Geneva.....W, 89-63  
 Dec. 12 Westminster.....W, 79-54  
 Dec. 19 Kenyon.....W, 82-58  
 Dec. 22 Hiram.....W, 60-35  
 Dec. 23 at Cleveland State.....W, 76-55  
 Dec. 29 Wisconsin-Oshkosh.....W, 63-56  
 Jan. 2 Baldwin-Wallace.....W, 65-59  
 Jan. 6 Akron.....L, 73-98  
 Jan. 9 San Diego.....W, 75-57  
 Jan. 14 Gannon.....W, 88-77  
 Jan. 16 at Westminster.....W, 70-61  
 Jan. 20 at Steubenville.....L, 57-66  
 Jan. 23 at Akron.....L, 71-77  
 Jan. 26 Defiance.....W, 89-72  
 Jan. 28 Alliance.....W, 74-60  
 Jan. 30 at Buffalo State.....L, 52-63

Feb. 3 Cleveland State.....W, 79-65  
 Feb. 6 Western New England.....W, 90-72  
 Feb. 8 Hillsdale.....W, 76-53  
 Feb. 13 Central State.....L, 48-60  
 Feb. 16 at Gannon.....L, 73-75  
 Feb. 20 at Alliance.....W, 107-63  
 Feb. 23 Steubenville.....W, 85-68  
 Feb. 27 at St. Vincent.....W, 86-64

**1971-72**

**22-7 • Division II**

Dec. 4 St. Vincent.....W, 71-53  
 Dec. 11 Geneva.....W, 103-59  
 Dec. 13 Ohio Wesleyan.....W, 88-57  
 Dec. 16 Kenyon.....W, 94-63  
 Dec. 21 Ohio Dominican.....W, 97-77  
 Dec. 23 Illinois Wesleyan.....W, 85-76  
 Dec. 29 Western Illinois.....W, 91-51  
 Jan. 5 at Akron.....L, 57-62  
 Jan. 7 Buffalo State.....W, 90-61  
 Jan. 10 at Walsh.....W, 81-61  
 Jan. 12 Gannon.....W, 70-54  
 Jan. 15 Alliance.....W, 71-47  
 Jan. 18 at Cleveland State.....W, 80-69  
 Jan. 22 at Westminster.....W, 74-51  
 Jan. 24 Defiance.....L, 70-71  
 Jan. 27 at Steubenville.....W, 88-55  
 Jan. 29 Akron.....L, 53-54  
 Feb. 2 Walsh.....W, 71-58  
 Feb. 5 at Alliance.....W, 82-59  
 Feb. 8 at Baldwin-Wallace.....L, 69-84  
 Feb. 12 at Hillsdale.....L, 62-64  
 Feb. 16 Cleveland State.....W, 79-62  
 Feb. 19 Steubenville.....W, 86-61  
 Feb. 23 at Gannon.....W, 79-72  
 Feb. 26 at St. Vincent.....W, 91-57  
 Feb. 29 at Pittsburgh.....L, 66-82  
 March 9 vs. Gannon<sup>^</sup>.....W, 81-71  
 March 10 vs. Cheyney State<sup>^</sup>.....W, 90-80  
 March 11 at Akron<sup>^</sup>.....L, 71-87  
<sup>^</sup>NCAA Mideast Regional (Akron, Ohio)

**1972-73**

**10-13 • Division II**

Dec. 2 Ohio.....L, 59-68  
 Dec. 16 Alliance.....W, 75-50  
 Dec. 20 Cleveland State.....L, 53-71  
 Dec. 23 San Francisco State.....L, 62-80  
 Dec. 28 Eastern Montana.....L, 70-72  
 Dec. 30 Clarion.....L, 49-61  
 Jan. 6 at Alliance.....W, 74-61  
 Jan. 10 Gannon.....L, 54-63  
 Jan. 13 Western Illinois.....W, 64-63  
 Jan. 18 at Cleveland State.....L, 66-72  
 Jan. 20 Westminster.....W, 66-58  
 Jan. 22 at Walsh.....W, 67-51  
 Jan. 25 at Steubenville.....L, 42-47  
 Jan. 27 Akron.....L, 59-65  
 Jan. 31 Philadelphia Textile.....L, 50-61  
 Feb. 3 Ohio Dominican.....W, 61-51  
 Feb. 7 Baldwin-Wallace.....W, 88-50  
 Feb. 10 at Western Illinois.....L, 73-93  
 Feb. 14 at Westminster.....W, 78-59  
 Feb. 17 Steubenville.....W, 38-37  
 Feb. 21 at Gannon.....L, 53-64  
 Feb. 24 Hillsdale.....W, 63-57  
 Feb. 28 at Akron.....L, 53-62

**1973-74**

**10-16 • Division II**

Dec. 1 Walsh.....L, 63-64  
 Dec. 8 New Hampshire.....W, 83-77  
 Dec. 13 San Francisco State.....L, 81-84  
 Dec. 15 Kenyon.....W, 91-82  
 Dec. 17 Ohio Dominican.....W, 97-63  
 Dec. 19 at Clarion.....L, 79-94


## ALL-TIME SCORES

Dec. 22	St. Mary's (Calif.).....	L, 71-91
Dec. 28	Georgia State&.....	W, 87-79
Dec. 29	Cleveland State&.....	W, 84-81
Jan. 5	at Alliance.....	W, 85-80
Jan. 9	Ashland.....	L, 67-83
Jan. 12	UW-Milwaukee.....	L, 70-72
Jan. 16	Alliance.....	W, 95-69
Jan. 19	at UW-Milwaukee.....	L, 75-90
Jan. 23	at Steubenville.....	L, 34-47
Jan. 26	Akron.....	L, 70-79
Jan. 30	at Philadelphia Textile.....	W, 93-76
Feb. 2	at Akron.....	W, 78-69
Feb. 5	at Mount Union.....	L, 89-105
Feb. 9	Buffalo.....	W, 90-89
Feb. 13	at Cleveland State.....	L, 93-99
Feb. 16	Pittsburgh.....	L, 71-91
Feb. 20	at Gannon.....	L, 77-90
Feb. 23	Steubenville.....	L, 50-53
Feb. 27	at Ashland.....	L, 84-98
March 2	Gannon.....	L, 70-74
& YSU Holiday Classic		

### 1974-75

#### 19-9 • Division II

Nov. 30	Kenyon.....	W, 96-66
Dec. 7	Southern California.....	W, 107-66
Dec. 14	New Hampshire.....	W, 121-46
Dec. 17	Mount Union.....	W, 79-76
Dec. 21	Calif.-Hayward.....	W, 99-78
Dec. 27	Missouri-Rolla&.....	W, 70-68
Dec. 28	Samford&.....	W, 83-77
Jan. 4	at Nebraska-Omaha.....	L, 97-100
Jan. 8	at Pittsburgh.....	L, 62-86
Jan. 11	Philadelphia Textile.....	W, 69-61
Jan. 13	at Walsh.....	W, 78-69
Jan. 15	Alliance.....	W, 112-62
Jan. 18	Ashland.....	W, 96-80
Jan. 22	at Alliance.....	W, 96-85
Jan. 25	Gannon.....	W, 60-58
Jan. 29	at Steubenville.....	W, 95-88
Feb. 1	Akron.....	L, 61-65
Feb. 3	at Hillsdale.....	W, 88-84
Feb. 5	at Ashland.....	W, 71-64
Feb. 8	at Buffalo.....	W, 100-98



**Bruce Alexander was a standout from 1978 to 1983.**

Feb. 12	at Akron.....	L, 55-70
Feb. 15	Cleveland State.....	L, 89-93
Feb. 19	at Gannon.....	L, 64-75
Feb. 22	Nebraska-Omaha.....	L, 76-80
Feb. 26	Steubenville.....	W, 80-73
March 1	Georgia State.....	W, 82-57
March 7	vs. Saint Joseph's (Ind.)^.....	L, 78-96
March 8	at Eastern Illinois^.....	L, 80-86
& YSU Holiday Classic		
^NCAA Great Lakes Regional (Charleston, Ill.)		

### 1975-76

#### 17-9 • Division II

Nov. 29	Hillsdale.....	W, 82-60
Dec. 3	Mount Union.....	W, 71-66
Dec. 12	IUPUI.....	W, 78-61
Dec. 16	Kenyon.....	W, 73-56
Dec. 19	SIU-Edwardsville&.....	W, 79-62
Dec. 20	Akron&.....	L, 62-64
Jan. 7	at Westminster.....	W, 67-53
Jan. 9	Northern Kentucky.....	L, 81-82
Jan. 10	at Philadelphia Textile.....	L, 64-76
Jan. 17	Akron.....	L, 58-57
Jan. 19	at Steubenville.....	W, 86-76
Jan. 21	Walsh.....	W, 94-70
Jan. 24	Nebraska-Omaha.....	L, 54-63
Jan. 28	Wilberforce.....	W, 108-72
Jan. 31	Steubenville.....	L, 66-68
Feb. 4	at Gannon.....	W, 77-64
Feb. 7	at Nebraska-Omaha.....	L, 55-68
Feb. 11	at Akron.....	L, 55-73
Feb. 14	Ashland.....	W, 60-55
Feb. 16	at Buffalo State.....	W, 71-66
Feb. 21	Gannon.....	W, 86-79
Feb. 23	at Northern Kentucky.....	W, 85-70
Feb. 25	Alliance.....	W, 95-59
Feb. 28	Westminster.....	W, 69-56
March 1	at Ashland.....	L, 67-72
March 3	at Cleveland State.....	L, 86-88
& YSU Holiday Classic		

### 1976-77

#### 22-7 • Division II

Nov. 27	Kenyon.....	W, 71-66
Dec. 1	Walsh.....	W, 100-74
Dec. 11	at Mount Union.....	W, 72-65
Dec. 15	at Alliance.....	W, 95-68
Dec. 17	CCNY&.....	W, 86-53
Dec. 18	Saint Joseph's (Ind.)&.....	W, 99-73
Dec. 21	Pittsburgh.....	W, 78-73
Jan. 5	Northern Iowa.....	W, 48-46
Jan. 8	Philadelphia Textile.....	W, 62-60
Jan. 10	at Dayton.....	L, 59-83
Jan. 12	Steubenville.....	W, 84-71
Jan. 15	Akron.....	L, 56-61
Jan. 17	at Northern Kentucky.....	L, 65-81
Jan. 19	Ashland.....	W, 67-63
Jan. 22	Buffalo State.....	L, 66-72
Jan. 26	Northern Kentucky.....	W, 69-67
Jan. 29	Wright State.....	W, 73-71
Feb. 2	at Steubenville.....	W, 72-63
Feb. 5	Buffalo.....	W, 84-79
Feb. 8	at Gannon.....	L, 68-85
Feb. 12	IUPUI.....	W, 76-67
Feb. 14	at Westminster.....	W, 54-53
Feb. 16	Maine.....	W, 77-68
Feb. 19	Gannon.....	W, 82-78
Feb. 23	Cleveland State.....	W, 90-65
Feb. 26	at Akron.....	W, 84-80
March 1	at Ashland.....	L, 72-73
March 7	Randolph-Macon^.....	L, 68-71
March 8	Bellarmine^.....	W, 81-79
& YSU Holiday Classic		
^NCAA Great Lakes Regional		

### 1977-78

#### 16-9 • Division II

Nov. 26	Saginaw Valley.....	W, 68-67
Dec. 3	at Ohio.....	L, 64-67
Dec. 10	IUPUI.....	W, 88-49
Dec. 14	at Maine.....	L, 74-88
Dec. 17	W. Virginia Wesleyan.....	W, 68-61
Dec. 20	Bellarmine.....	L, 63-70
Dec. 28	Buffalo State&.....	W, 70-60
Dec. 29	Baltimore&.....	W, 71-56
Jan. 4	Clarion.....	W, 71-63
Jan. 7	Steubenville.....	W, 96-60
Jan. 10	at Philadelphia Textile.....	L, 65-73
Jan. 14	Akron.....	W, 101-81
Jan. 16	at Northern Iowa.....	L, 65-77
Jan. 18	Ashland.....	W, 101-80
Jan. 21	at Gannon.....	W, 62-61
Jan. 23	at Steubenville.....	W, 90-55
Jan. 25	Northern Kentucky.....	W, 75-68
Jan. 28	at Wright State.....	L, 59-60
Feb. 4	at Akron.....	W, 91-78
Feb. 7	at Buffalo.....	L, 85-87
Feb. 11	Mankato State.....	W, 87-75
Feb. 14	at Bellarmine.....	W, 68-63
Feb. 18	Gannon.....	L, 57-61
Feb. 23	at Cleveland State.....	L, 56-57
Feb. 28	at Ashland.....	W, 56-51
& YSU Holiday Classic		

### 1978-79

#### 13-13 • 4-6 Mid-Con

Dec. 2	UM-Eastern Shore.....	W, 78-70
Dec. 9	Mount Union.....	W, 91-78
Dec. 16	Ohio.....	L, 71-86
Dec. 20	Wright State.....	L, 55-75
Dec. 29	Delaware State&.....	W, 69-52
Dec. 30	Saint Francis (Pa.)&.....	L, 67-70
Jan. 3	Bellarmine.....	W, 81-74
Jan. 6	Akron*.....	W, 53-51
Jan. 8	at Northern Kentucky.....	W, 69-60
Jan. 11	Eastern Illinois*.....	L, 57-67
Jan. 13	Western Illinois*.....	W, 75-65
Jan. 15	at Westminster.....	L, 50-59
Jan. 17	Ashland.....	L, 102-107
Jan. 22	at Gannon.....	L, 58-77
Jan. 25	Northern Michigan*.....	L, 68-75
Jan. 27	Northern Iowa*.....	L, 65-75
Jan. 31	Philadelphia Textile.....	W, 66-56
Feb. 3	at Akron*.....	L, 47-61
Feb. 8	at Western Illinois*.....	L, 77-78
Feb. 10	at Eastern Illinois*.....	L, 64-80
Feb. 14	Buffalo.....	W, 67-53
Feb. 17	Gannon.....	W, 89-59
Feb. 22	at Northern Iowa*.....	W, 63-61
Feb. 24	at Northern Michigan*.....	W, 58-48
Feb. 27	at Ashland.....	W, 112-73
March 1	Cleveland State.....	L, 70-74
& YSU Holiday Classic		
*Mid-Continent Conference Game		

### 1979-80

#### 17-10 • 2-6 Mid-Con

Dec. 1	Steubenville.....	W, 99-81
Dec. 8	St. Vincent.....	W, 74-56
Dec. 10	at Buffalo.....	W, 59-57
Dec. 12	UM-Eastern Shore.....	W, 79-66
Dec. 15	Akron.....	W, 87-53
Dec. 18	at Bellarmine.....	L, 85-95
Dec. 22	at Ohio.....	W, 72-68
Jan. 3	Northern Kentucky.....	W, 88-77
Jan. 5	at Gannon.....	W, 65-62
Jan. 8	at Akron.....	W, 80-67
Jan. 12	Westminster.....	W, 65-49
Jan. 14	at Philadelphia Textile.....	W, 76-65
Jan. 17	Ashland.....	W, 83-81
Jan. 19	Cheyney State.....	W, 69-57
Jan. 24	at Northern Michigan*.....	L, 69-90

Jan. 26	at Northern Iowa*.....	W, 72-69
Jan. 31	Eastern Illinois*.....	W, 70-60
Feb. 2	Western Illinois*.....	L, 73-77
Feb. 7	at Western Illinois*.....	L, 65-68
Feb. 9	at Eastern Illinois*.....	L, 67-86
Feb. 14	Gannon.....	L, 65-71
Feb. 16	at Steubenville.....	W, 73-58
Feb. 18	at Wright State.....	L, 61-72
Feb. 21	Northern Iowa*.....	L, 65-70
Feb. 23	Northern Michigan*.....	L, 73-82
Feb. 26	at Ashland.....	L, 74-82
Feb. 28	at Cleveland State.....	W, 77-72
*Mid-Continent Conference Game		

### 1980-81

#### 13-13 • 3-3 Mid-Con

Dec. 3	UM-Eastern Shore.....	L, 56-66
Dec. 6	at St. Vincent.....	W, 75-57
Dec. 13	Ohio.....	W, 93-85
Dec. 16	at Akron.....	L, 67-85
Dec. 20	Western Illinois*.....	W, 78-73
Jan. 3	Bellarmine.....	L, 77-78
Jan. 7	at West Virginia.....	L, 59-81
Jan. 10	at Northern Michigan*.....	L, 67-77
Jan. 12	at Westminster.....	L, 70-74
Jan. 14	Ashland.....	W, 70-67
Jan. 17	Gannon.....	W, 56-52
Jan. 22	at Western Illinois*.....	L, 66-80
Jan. 24	at Eastern Illinois*.....	L, 70-72
Jan. 28	Philadelphia Textile.....	W, 43-42
Jan. 31	Northern Michigan*.....	W, 66-62
Feb. 4	Wright State.....	L, 59-66
Feb. 7	Cheyney State.....	L, 66-74
Feb. 9	at Tennessee Tech.....	L, 59-61
Feb. 14	Eastern Illinois*.....	W, 70-63
Feb. 16	at Cleveland State.....	L, 63-94
Feb. 19	at Gannon.....	W, 52-47
Feb. 21	Tennessee Tech.....	W, 69-59
Feb. 23	at Ashland.....	W, 89-85
Feb. 25	Akron.....	W, 78-64
Feb. 28	Cleveland State.....	L, 56-59
March 2	at Northern Kentucky.....	W, 81-77
*Mid-Continent Conference Game		

### 1981-82

#### 8-18 • 5-11 Ohio Valley

Nov. 28	Westminster.....	L, 66-68
Dec. 2	Gannon.....	W, 65-57
Dec. 5	at Delaware State.....	L, 51-67
Dec. 10	at Austin Peay*.....	W, 66-50
Dec. 12	at Murray State*.....	L, 63-67
Dec. 17	Eastern Kentucky*.....	W, 68-57
Dec. 19	Morehead State*.....	L, 62-69
Dec. 21	at Missouri.....	L, 60-97
Jan. 5	at Bellarmine.....	L, 61-64
Jan. 7	at Tennessee Tech*.....	W, 76-60
Jan. 9	at Middle Tennessee*.....	L, 56-73
Jan. 13	West Virginia.....	L, 60-62
Jan. 16	at Akron*.....	L, 62-64
Jan. 21	Cleveland State.....	W, 67-55
Jan. 23	Western Kentucky*.....	L, 59-66
Jan. 28	at Eastern Kentucky*.....	W, 86-75
Jan. 30	at Morehead State*.....	L, 60-71
Feb. 1	at Wright State.....	L, 74-85
Feb. 4	Tennessee Tech*.....	L, 49-66
Feb. 6	Middle Tennessee*.....	L, 67-73
Feb. 10	Delaware State.....	W, 72-47
Feb. 13	Akron*.....	L, 61-78
Feb. 18	at Western Kentucky*.....	L, 51-63
Feb. 20	at Cleveland State.....	L, 71-91
Feb. 25	Austin Peay*.....	W, 65-51
Feb. 27	Murray State*.....	L, 66-69
*Ohio Valley Conference Game		

### 1982-83

#### 15-12 • 5-9 Ohio Valley

Nov. 27	vs. Columbia%.....	W, 55-51
---------	--------------------	----------

# ALL-TIME SCORES

Nov. 28	vs. UNC-Wilmington%	W, 58-52
Dec. 1	at West Virginia	W, 79-105
Dec. 4	Bellarmine	W, 96-79
Dec. 9	UM-Eastern Shore	W, 72-63
Dec. 11	Hiram	W, 107-75
Dec. 16	at Ohio State	L, 53-81
Dec. 18	Delaware State	W, 70-68
Dec. 20	Tennessee Tech*	L, 74-76
Jan. 7	at Murray State*	L, 83-92
Jan. 8	at Middle Tennessee*	W, 73-66
Jan. 10	at Detroit	L, 72-73
Jan. 12	at Cleveland State	W, 65-57
Jan. 15	Austin Peay*	W, 75-70
Jan. 21	at Eastern Kentucky*	L, 78-83
Jan. 22	at Morehead State*	L, 74-90
Jan. 29	Akron*	L, 66-68
Feb. 4	Murray State*	L, 74-79
Feb. 5	MTSU*	W, 73-72
Feb. 10	at Austin Peay*	W, 73-72
Feb. 12	Cleveland State	W, 99-77
Feb. 14	at Delaware State	W, 89-86
Feb. 18	Eastern Kentucky*	L, 69-75
Feb. 19	Morehead State*	L, 70-75
Feb. 23	at Gannon	W, 58-56
Feb. 26	at Akron*	W, 52-48
March 5	at Tennessee Tech*	L, 57-70

%Utica Matt's Classic (Utica, N.Y.)  
\*Ohio Valley Conference Game

## 1983-84

### 18-11 • 9-5 Ohio Valley

Nov. 26	Ferris State	W, 87-60
Dec. 1	Ohio Dominican	W, 104-37
Dec. 3	LaSalle	W, 81-76
Dec. 8	vs. Auburn&	L, 52-78
Dec. 9	vs. Florida A&M&	W, 84-69
Dec. 12	at Dayton	L, 64-73
Dec. 15	Hiram	W, 85-61
Dec. 17	at Purdue	L, 54-65
Dec. 19	vs. Butler%	W, 90-79
Dec. 20	at Ball State%	W, 64-63
Jan. 6	Akron*	W, 80-51
Jan. 12	Austin Peay*	W, 73-63
Jan. 14	Murray State*	W, 59-57
Jan. 18	Utica	L, 67-68
Jan. 19	at Middle Tennessee*	W, 59-57
Jan. 21	at Tennessee Tech*	L, 72-77
Jan. 26	Morehead State*	L, 77-88
Jan. 28	Eastern Kentucky*	W, 75-61
Feb. 1	UNC-Wilmington	W, 79-67
Feb. 4	at Akron*	W, 74-72
Feb. 9	at Morehead State*	L, 64-88
Feb. 11	at Eastern Kentucky*	L, 46-47
Feb. 16	at Austin Peay*	W, 62-57
Feb. 18	at Murray State*	L, 62-83
Feb. 23	Middle Tennessee*	W, 75-64
Feb. 24	Tennessee Tech*	W, 80-64
March 1	at UNC-Wilmington	L, 43-72
March 9	Tennessee Tech^	W, 63-55
March 10	at Morehead State^	L, 44-47

&Colonial Bank Classic (Mobile, Ala.)  
%Cardinal Varsity Club Classic (Muncie, Ind.)  
\*Ohio Valley Conference Game  
^Ohio Valley Conference Tournament (Morehead, Ky.)

## 1984-85

### 19-11 • 8-6 Ohio Valley

Nov. 26	Brooklyn	W, 71-58
Nov. 30	vs. Alabama State%	W, 81-55
Dec. 1	at Northern Iowa%	W, 70-57
Dec. 3	Wooster	W, 80-64
Dec. 5	at Michigan	L, 73-103
Dec. 8	at Tulsa	L, 49-67
Dec. 15	South Alabama	W, 74-73
Dec. 18	at South Florida	L, 56-63
Dec. 20	at Alabama	L, 69-88


Dec. 22	Eastern Michigan	L, 70-74
Dec. 27	Cleveland State	W, 70-63
Dec. 29	at Bellarmine	W, 86-84
Jan. 5	at Akron*	W, 75-61
Jan. 12	at Austin Peay*	L, 72-74
Jan. 14	at Murray State*	L, 62-66
Jan. 16	Hiram	W, 58-56
Jan. 19	Middle Tennessee*	W, 57-56
Jan. 21	Tennessee Tech*	W, 68-67
Jan. 26	at Morehead State*	L, 65-67
Jan. 27	at Eastern Kentucky*	L, 61-74
Feb. 2	Akron*	W, 73-67
Feb. 9	Morehead State*	W, 71-65
Feb. 11	Eastern Kentucky*	W, 61-60
Feb. 16	Austin Peay*	W, 80-64
Feb. 18	Murray State*	W, 59-57
Feb. 23	at MTSU*	W, 82-76
Feb. 25	at Tennessee Tech*	L, 54-64
Feb. 28	vs. Morehead State^	W, 79-74
March 1	vs. Eastern Kentucky^	W, 95-61
March 2	at Middle Tennessee^	L, 63-66

%UNI-Dome Classic (Cedar Falls, Iowa)  
\*Ohio Valley Conference Game  
^Ohio Valley Conference Tournament (Murfreesboro, Tenn.)

## 1985-86

### 12-16 • 8-6 Ohio Valley

Nov. 23	Clarion	W, 85-69
Nov. 25	at Eastern Michigan	L, 77-87
Nov. 30	at Saint Louis	L, 58-76
Dec. 2	at Cleveland State	L, 69-101
Dec. 4	at Michigan	L, 42-56
Dec. 8	St. Mary's (Mich.)	W, 95-51
Dec. 14	Northern Iowa	W, 64-62
Dec. 17	at South Alabama	L, 63-69
Dec. 20	vs. Georgia Southern#	L, 59-61
Dec. 21	vs. North Texas State#	L, 72-85
Dec. 28	Central Michigan	L, 68-69
Dec. 30	Morgan State	W, 88-64
Jan. 4	Akron*	L, 62-64



Ray Robinson led YSU to within one game of the NCAA Tournament in 1984-85.

Jan. 11	Morehead State*	W, 75-48
Jan. 13	Eastern Kentucky*	W, 75-69
Jan. 18	at Murray State*	L, 74-82
Jan. 20	at Austin Peay*	L, 66-74
Jan. 25	at Middle Tennessee*	L, 70-84
Jan. 27	at Tennessee Tech*	L, 55-67
Feb. 1	at Akron*	W, 65-62
Feb. 3	Saint Louis	L, 61-78
Feb. 8	Tennessee Tech*	W, 63-55
Feb. 10	Middle Tennessee*	W, 72-61
Feb. 15	at Eastern Kentucky*	W, 67-54
Feb. 17	at Morehead State*	L, 81-87
Feb. 22	Austin Peay*	W, 64-60
Feb. 24	Murray State*	W, 58-56
March 3	Tennessee Tech^	L, 68-71

#Rajun Cajun Bayou Classic (Lafayette, La.)  
\*Ohio Valley Conference Game  
^Ohio Valley Conference Tournament

## 1986-87

### 11-17 • 4-10 Ohio Valley

Nov. 28	vs. Marist%	W, 56-52
Nov. 29	at St. John's%	L, 65-75
Dec. 1	Slippery Rock	W, 86-73
Dec. 5	Florida A&M&	W, 76-68
Dec. 6	Bucknell&	W, 77-70
Dec. 13	Cleveland State	L, 73-87
Dec. 15	at South Alabama	L, 63-72
Dec. 17	at Ohio	L, 63-82
Dec. 22	Ashland	W, 85-76
Dec. 27	South Carolina State	W, 84-64
Jan. 3	at Akron*	L, 46-60
Jan. 10	at Morehead State*	L, 73-111
Jan. 12	at Eastern Kentucky*	L, 66-69
Jan. 17	Murray State*	L, 58-61
Jan. 19	Austin Peay*	L, 68-74
Jan. 24	Middle Tennessee*	L, 88-93
Jan. 26	Tennessee Tech*	W, 115-87
Jan. 28	Wright State	W, 99-90
Jan. 31	Akron*	W, 71-68
Feb. 2	Saint Louis	L, 76-85
Feb. 4	at Detroit	L, 62-64
Feb. 7	at Tennessee Tech*	W, 74-65
Feb. 9	at Middle Tennessee*	L, 79-88
Feb. 14	Eastern Kentucky*	L, 80-93
Feb. 16	Morehead State*	W, 69-68
Feb. 21	at Austin Peay*	L, 89-106
Feb. 23	at Murray State*	L, 68-77
March 2	at Akron^	L, 74-103

^Joe Lapchick Tournament (Jamaica, N.Y.)  
& YSU Holiday Classic  
\*Ohio Valley Conference Game  
^Ohio Valley Conference Tournament

## 1987-88

### 7-21 • 2-12 Ohio Valley

Nov. 28	Wooster	W, 61-58
Dec. 4	at Marshall%	L, 65-79
Dec. 5	vs. SE Louisiana%	W, 54-51
Dec. 13	at Cleveland State	L, 75-103
Dec. 15	Ohio	L, 60-68
Dec. 17	at Central Michigan	L, 59-89
Dec. 19	Tennessee State*	W, 66-65
Dec. 29	Eastern Washington&	W, 48-47
Dec. 30	Radford&	W, 73-64
Jan. 4	Detroit	W, 67-63
Jan. 9	Akron	L, 61-80
Jan. 16	Middle Tennessee*	L, 61-78
Jan. 18	Tennessee Tech*	L, 59-79
Jan. 20	Wright State	L, 63-93
Jan. 23	at Morehead State*	W, 67-64
Jan. 25	at Eastern Kentucky*	L, 55-83
Jan. 28	at Saint Louis	L, 52-74
Jan. 30	Murray State*	L, 62-87
Feb. 1	Austin Peay*	L, 68-78
Feb. 6	at Akron	L, 59-90
Feb. 13	at Austin Peay*	L, 54-91
Feb. 15	at Murray State*	L, 64-71

Feb. 20	at Tennessee Tech*	L, 71-81
Feb. 22	at Middle Tennessee*	L, 58-78
Feb. 24	at Tennessee State*	L, 65-90
Feb. 27	Eastern Kentucky*	L, 77-83
Feb. 29	Morehead State*	L, 85-87
March 7	at Middle Tennessee^	L, 76-81

%M.M.I. Tournament (Huntington, W. Va.)  
& YSU Holiday Classic  
\*Ohio Valley Conference Game  
^Ohio Valley Conference Tournament

## 1988-89

### 5-23 Independent

Nov. 26	Clarion	L, 71-73
Nov. 29	at Minnesota	L, 64-97
Dec. 3	Bowling Green	L, 68-74
Dec. 10	Cleveland State	L, 90-97
Dec. 15	at Central Michigan	L, 63-79
Dec. 17	at Northern Iowa	L, 79-109
Dec. 19	at Ohio	L, 86-90
Dec. 21	at Michigan	L, 72-121
Dec. 29	Prairie View A&M&	L, 74-84
Dec. 30	Houston Baptist&	W, 81-72
Jan. 4	Saint Louis	L, 64-77
Jan. 7	at Tennessee State	L, 78-82
Jan. 11	Liberty	L, 71-72
Jan. 14	Chicago State	L, 62-65
Jan. 16	at Akron	L, 73-97
Jan. 18	at Clemson	L, 74-104
Jan. 21	at South Carolina	L, 78-92
Jan. 25	at Brooklyn	W, 83-70
Jan. 30	Hiram	W, 97-74
Feb. 4	Akron	L, 73-99
Feb. 6	Kenyon	W, 90-43
Feb. 11	at Eastern Michigan	L, 86-108
Feb. 15	at Detroit	L, 67-91
Feb. 18	Brooklyn	W, 67-45
Feb. 23	at Chicago State	L, 63-69
Feb. 25	at Western Michigan	L, 71-98
March 1	at Wright State*	L, 90-104
March 4	UMKC	L, 74-77

& YSU Holiday Classic

## 1989-90

### 8-20 Independent

Nov. 25	Slippery Rock	L, 90-96
Nov. 29	Thiel	W, 80-59
Dec. 2	at Bowling Green	L, 76-97
Dec. 9	at Robert Morris	L, 74-92
Dec. 11	Valparaiso	W, 89-71
Dec. 15	at Morehead State	L, 74-90
Dec. 18	Ohio	L, 95-96
Dec. 21	Nicholls State&	W, 93-79
Dec. 22	Central Michigan&	L, 66-67
Dec. 30	at Minnesota	L, 57-97
Jan. 2	at Saint Francis (Pa.)	L, 85-97
Jan. 6	Akron	L, 61-90
Jan. 10	at Cleveland State	L, 67-83
Jan. 13	Wright State	L, 80-90
Jan. 15	at Detroit	L, 77-94
Jan. 20	at Chicago State	L, 64-82
Jan. 22	at UMKC	L, 72-81
Jan. 27	UM-Baltimore County	W, 90-86
Jan. 29	Northeastern Illinois	W, 95-79
Feb. 3	at Akron	L, 68-71
Feb. 5	Saint Francis (Pa.)	W, 95-85
Feb. 10	at Wright State	L, 74-94
Feb. 12	UW-Milwaukee	L, 57-63
Feb. 17	Western Michigan	L, 80-91
Feb. 19	Chicago State	W, 78-47
Feb. 24	at Liberty	L, 72-76
Feb. 26	at UMBC	W, 85-83
March 3	Eastern Michigan	L, 71-82

& YSU Holiday Classic

## ALL-TIME SCORES

### 1990-91

#### 12-16 Independent

Nov. 24	Bluffton.....	W, 108-73
Nov. 28	Point Park.....	W, 127-65
Dec. 1	at Ohio State.....	L, 67-112
Dec. 8	Robert Morris.....	W, 80-68
Dec. 10	at Valparaiso.....	L, 65-68
Dec. 15	Wright State.....	L, 94-109
Dec. 17	at Ohio.....	L, 70-85
Dec. 21	Alabama State&.....	W, 89-87
Dec. 22	Delaware State&.....	L, 96-104
Dec. 29	St. Vincent.....	W, 83-68
Jan. 5	Minnesota.....	L, 77-95
Jan. 9	Cleveland State.....	L, 87-91
Jan. 12	Chicago State.....	W, 97-81
Jan. 14	UW-Milwaukee.....	L, 72-74
Jan. 19	at NE Illinois.....	W, 105-101
Jan. 23	Akron.....	L, 66-71
Jan. 28	Kenyon.....	W, 94-85
Jan. 31	at The Citadel.....	L, 101-102
Feb. 2	at Coastal Carolina.....	L, 66-79
Feb. 7	at UW-Milwaukee.....	W, 82-74
Feb. 9	at Chicago State.....	L, 94-95
Feb. 13	at Bowling Green.....	L, 64-79
Feb. 16	NE Illinois.....	W, 102-69
Feb. 18	at Akron.....	L, 70-75
Feb. 20	Morehead State.....	W, 106-96
Feb. 23	at Towson State.....	L, 75-80
March 2	at Liberty.....	W, 80-77
March 5	at Wright State.....	L, 71-107
	& YSU Holiday Classic	

### 1991-92

#### 6-22 Independent

Nov. 23	Messiah.....	W, 54-53
Nov. 25	Dyke.....	W, 72-49
Nov. 30	Ohio.....	L, 62-72
Dec. 2	at Minnesota.....	L, 59-98
Dec. 7	at Robert Morris.....	L, 64-75
Dec. 13	Buffalo&.....	W, 76-72
Dec. 14	Western Illinois&.....	L, 59-65
Dec. 16	at Coppin State.....	L, 59-76
Dec. 21	Radford.....	W, 75-70
Dec. 28	Tennessee State.....	W, 81-73
Dec. 30	Wright State.....	L, 81-95
Jan. 4	Towson State.....	L, 52-67
Jan. 11	Coppin State.....	L, 65-84
Jan. 15	Bowling Green.....	L, 45-65
Jan. 18	Northeastern Illinois.....	L, 60-72
Jan. 23	at Akron.....	L, 67-80
Jan. 25	at Air Force.....	L, 57-83
Jan. 29	at Detroit.....	L, 64-91
Feb. 1	UW-Milwaukee.....	L, 62-72
Feb. 5	at Wright State.....	L, 73-91
Feb. 8	at Radford.....	L, 58-70
Feb. 10	at Drexel.....	L, 63-73
Feb. 15	at NE Illinois.....	L, 71-74
Feb. 20	Akron.....	L, 67-73
Feb. 22	Pittsburgh-Johnstown.....	L, 74-78
Feb. 24	Pittsburgh-Bradford.....	W, 107-68
Feb. 29	at UW-Milwaukee.....	L, 55-71
March 4	at Cleveland State.....	L, 70-93
	& YSU Holiday Classic	

### 1992-93

#### 3-23 • 2-14 Mid-Con

Dec. 3	Air Force.....	W, 82-78
Dec. 5	at Northwestern.....	L, 57-87
Dec. 12	at Akron.....	L, 66-82
Dec. 19	Drexel.....	L, 62-75
Dec. 23	at St. Peter's.....	L, 68-81
Dec. 29	at Georgia Tech.....	L, 85-105
Jan. 2	Akron.....	L, 59-65
Jan. 5	St. Peter's.....	L, 67-79
Jan. 9	Western Illinois*.....	W, 79-63
Jan. 11	Eastern Illinois*.....	L, 75-76
Jan. 16	UW-Green Bay*.....	L, 62-81

Jan. 18	Northern Illinois*.....	L, 82-88
Jan. 20	Buffalo.....	W, 104-89
Jan. 23	at Cleveland State*.....	L, 48-88
Jan. 25	at Wright State*.....	L, 65-100
Jan. 30	at Valparaiso*.....	L, 76-85
Feb. 1	at Illinois-Chicago*.....	L, 71-89
Feb. 6	Wright State*.....	L, 87-95
Feb. 10	at Buffalo.....	L, 64-76
Feb. 13	at Western Illinois*.....	L, 78-92
Feb. 15	at Eastern Illinois*.....	L, 76-82
Feb. 18	Valparaiso*.....	L, 72-93
Feb. 20	Illinois-Chicago*.....	L, 74-88
Feb. 22	Cleveland State*.....	L, 78-96
Feb. 27	at UW-Green Bay*.....	L, 47-67
March 1	at Northern Illinois*.....	L, 80-84

\*Mid-Continent Conference Game

### 1993-94

#### 5-21 • 3-15 Mid-Con

Nov. 27	at Pittsburgh.....	L, 66-112
Dec. 11	at Akron.....	L, 47-52
Dec. 15	Northwestern.....	L, 70-86
Dec. 18	at Cincinnati.....	L, 55-95
Dec. 20	at Ohio.....	L, 42-85
Dec. 29	Central Connecticut.....	W, 80-62
Jan. 8	at Eastern Illinois*.....	W, 68-57
Jan. 10	at Wright State*.....	L, 73-79
Jan. 12	Buffalo.....	W, 86-78
Jan. 15	UW-Green Bay*.....	L, 67-69
Jan. 17	UW-Milwaukee*.....	L, 71-83
Jan. 22	at Illinois-Chicago*.....	L, 75-95
Jan. 24	at Valparaiso*.....	L, 84-93
Jan. 27	Cleveland State*.....	W, 67-64
Jan. 29	Northern Illinois*.....	W, 77-66
Jan. 31	Western Illinois*.....	L, 63-71
Feb. 5	at UW-Green Bay*.....	L, 58-69
Feb. 7	at UW-Milwaukee*.....	L, 70-79
Feb. 10	at Buffalo.....	L, 60-64
Feb. 12	Eastern Illinois*.....	L, 67-69
Feb. 14	Wright State*.....	L, 78-88
Feb. 19	at Northern Illinois*.....	L, 57-84
Feb. 21	at Western Illinois*.....	L, 65-69
Feb. 24	at Cleveland State*.....	L, 72-77
Feb. 26	Illinois-Chicago*.....	L, 82-84
Feb. 28	Valparaiso*.....	L, 55-70

\*Mid-Continent Conference Game

### 1994-95

#### 18-10 • 10-8 Mid-Con

Nov. 30	Wilmington.....	W, 59-33
Dec. 10	Akron.....	W, 69-53
Dec. 13	at Northwestern.....	L, 62-71
Dec. 16	vs. Murray State.....	W, 53-48
Dec. 17	at Wright State.....	W, 62-56
Dec. 20	at Niagara.....	W, 78-61
Dec. 30	Thomas More.....	W, 79-54
Jan. 3	at NE Illinois*.....	L, 49-58
Jan. 5	at Chicago State*.....	L, 73-83
Jan. 7	Central Connecticut*.....	L, 69-73
Jan. 9	Troy State*.....	W, 83-65
Jan. 14	Buffalo*.....	W, 70-63
Jan. 16	Robert Morris.....	W, 61-59
Jan. 21	Western Illinois*.....	W, 72-54
Jan. 23	UMKC*.....	W, 67-52
Jan. 28	at Eastern Illinois*.....	W, 74-72
Jan. 30	at Valparaiso*.....	L, 58-72
Feb. 4	Chicago State*.....	L, 88-90
Feb. 6	NE Illinois*.....	W, 71-50
Feb. 11	at Troy State*.....	W, 74-69
Feb. 13	at Central Connecticut*.....	W, 63-60
Feb. 18	at Buffalo*.....	L, 72-75
Feb. 23	at UMKC*.....	W, 69-63
Feb. 25	at Western Illinois*.....	L, 75-87
Feb. 27	Valparaiso*.....	W, 79-75
March 1	Eastern Illinois*.....	L, 81-87
March 3	Troy State^.....	W, 90-83
March 4	at Valparaiso^.....	L, 52-77

^USAir Classic (Dayton, Ohio)

\*Mid-Continent Conference Game  
^Mid-Continent Tournament

### 1995-96

#### 12-15 • 7-11 Mid-Con

Nov. 28	at Northwestern.....	L, 61-67
Dec. 2	Wash & Jefferson.....	W, 84-44
Dec. 10	Kenyon.....	W, 84-58
Dec. 12	Cleveland State.....	W, 59-49
Dec. 16	at Maine.....	L, 54-70
Dec. 19	at Wright State.....	L, 66-74
Dec. 21	at Robert Morris.....	W, 66-59
Dec. 30	Niagara.....	W, 69-60
Jan. 2	at Buffalo*.....	L, 56-60
Jan. 6	at Western Illinois*.....	L, 60-64
Jan. 8	at UMKC*.....	W, 66-55
Jan. 13	NE Illinois*.....	L, 54-56
Jan. 15	Chicago State*.....	W, 89-59
Jan. 20	at Eastern Illinois*.....	L, 68-74
Jan. 22	at Valparaiso*.....	L, 63-73
Jan. 27	Troy State*.....	W, 90-80
Jan. 29	Central Connecticut*.....	L, 65-79
Feb. 1	Buffalo*.....	L, 51-53
Feb. 3	UMKC*.....	L, 59-69
Feb. 5	Western Illinois*.....	W, 73-48
Feb. 10	at Chicago State*.....	W, 87-75
Feb. 12	at NE Illinois*.....	L, 62-76
Feb. 17	Valparaiso*.....	W, 75-60
Feb. 19	Eastern Illinois*.....	W, 74-65
Feb. 22	at Central Connecticut*.....	L, 57-66
Feb. 25	at Troy State*.....	L, 88-93
March 2	vs. Western Illinois^.....	L, 48-68

\*Mid-Continent Conference Game

^Mid-Continent Tournament (Moline, Ill.)

### 1996-97

#### 9-18 • 4-12 Mid-Con

Nov. 26	at Notre Dame.....	L, 48-69
Nov. 30	Saint Francis (Pa.).....	L, 56-72



Marcus Culbreth led in scoring and rebounding in 1995-96.

Dec. 3	at Saint Francis (Pa.).....	L, 58-65
Dec. 7	LaRoche.....	W, 79-56
Dec. 13	Maine.....	L, 57-60
Dec. 17	at Cleveland State.....	L, 61-69
Dec. 21	at Stetson.....	W, 72-54
Dec. 23	at Central Florida.....	W, 83-74
Dec. 30	Wright State.....	W, 69-63
Jan. 2	Central Connecticut*.....	W, 68-47
Jan. 6	at Valparaiso*.....	L, 46-57
Jan. 8	at Western Illinois*.....	L, 56-67
Jan. 11	Troy State*.....	L, 63-72
Jan. 13	UMKC*.....	L, 71-73
Jan. 18	Siena.....	W, 70-65
Jan. 22	at Buffalo*.....	L, 48-70
Jan. 25	at NE Illinois*.....	L, 70-76
Jan. 27	at Chicago State*.....	W, 92-82
Feb. 1	Western Illinois*.....	L, 56-72
Feb. 3	Valparaiso*.....	W, 66-64
Feb. 6	at UMKC*.....	W, 68-59
Feb. 8	at Troy State*.....	L, 64-70
Feb. 12	Buffalo*.....	L, 59-67
Feb. 15	Chicago State*.....	L, 69-74
Feb. 17	NE Illinois*.....	L, 48-55
Feb. 24	at Central Connecticut*.....	L, 52-60
March 2	vs. Western Illinois^.....	L, 64-66

\*Mid-Continent Conference Game

^Mid-Con Tournament (Moline, Ill.)

### 1997-98

#### 20-9 • 11-5 Mid-Con

Nov. 15	at Saint Francis (Pa.).....	L, 46-60
Nov. 18	Slippery Rock.....	W, 86-54
Nov. 29	at Duquesne.....	W, 76-73
Dec. 3	Fairleigh Dickinson.....	L, 69-75
Dec. 6	at UMKC*.....	W, 75-60
Dec. 15	Central State.....	W, 103-63
Dec. 17	Loyola (Ill.).....	W, 80-68
Dec. 20	at Niagara.....	W, 63-60
Dec. 22	Saint Francis (Pa.).....	W, 75-69
Dec. 29	vs. Troy State#.....	W, 75-54
Dec. 30	at Toledo#.....	L, 51-54
Jan. 3	NE Illinois*.....	W, 74-53
Jan. 5	Chicago State*.....	W, 90-63
Jan. 8	at Oral Roberts*.....	L, 81-104
Jan. 10	at Southern Utah*.....	L, 80-86
Jan. 14	Buffalo*.....	W, 81-62
Jan. 19	at Western Illinois*.....	L, 71-52
Jan. 24	at Valparaiso*.....	W, 69-66
Jan. 29	at Chicago State*.....	W, 77-70
Jan. 31	at NE Illinois*.....	W, 73-69
Feb. 5	Southern Utah*.....	W, 66-50
Feb. 7	Oral Roberts*.....	W, 90-69
Feb. 14	at Buffalo*.....	L, 57-72
Feb. 16	UMKC*.....	W, 69-47
Feb. 19	Valparaiso*.....	L, 68-70
Feb. 23	Western Illinois*.....	L, 57-66
March 1	vs. UMKC^.....	W, 75-59
March 2	vs. Oral Roberts^.....	W, 74-60
March 3	vs. Valparaiso^.....	L, 48-67

#MVP Classic (Toledo, Ohio)

\*Mid-Continent Conference Game

^Mid-Continent Tournament (Moline, Ill.)

### 1998-99

#### 14-14 • 9-5 Mid-Con

Nov. 18	at Kent.....	L, 56-67
Nov. 20	Slippery Rock.....	W, 69-40
Nov. 24	at Hofstra.....	L, 62-65
Nov. 28	at Loyola (Chicago).....	W, 66-64
Dec. 3	at Southern Utah*.....	L, 53-65
Dec. 11	vs. Idaho#.....	L, 67-68
Dec. 12	vs. St. Mary's (Calif.)#.....	L, 53-88
Dec. 16	at Fairleigh Dickinson.....	W, 74-71
Dec. 19	Montana.....	L, 74-81
Dec. 22	Hofstra.....	L, 59-61
Jan. 2	IUPUI*.....	W, 68-44
Jan. 4	Oakland.....	W, 71-55

# ALL-TIME SCORES

Jan. 7	at Western Illinois*	L, 70-81
Jan. 9	at Valparaiso*	L, 76-83
Jan. 16	Oral Roberts*	W, 76-69
Jan. 18	UMKC*	W, 61-58
Jan. 21	Western Illinois*	L, 74-79
Jan. 23	at Oakland	L, 87-89
Jan. 27	Central State	L, 55-58
Jan. 30	at IUPUI*	W, 64-42
Feb. 4	Chicago State*	W, 55-45
Feb. 6	Southern Utah*	W, 75-57
Feb. 11	at Chicago State*	W, 75-58
Feb. 13	Valparaiso*	W, 61-60
Feb. 18	at Oral Roberts*	L, 68-72
Feb. 20	at UMKC*	W, 85-62
Feb. 28	vs. Southern Utah^	W, 78-56
March 1	vs. Oral Roberts^	L, 58-72

#Montana Power Classic (Missoula, Mont.)  
\*Mid-Continent Conference Game  
^Mid-Continent Tournament (Moline, Ill.)

## 1999-2000

### 12-16 • 9-7 Mid-Con

Nov. 19	Slippery Rock	W, 92-71
Nov. 20	at No. 1 Cincinnati	L, 67-94
Nov. 23	at Kent	L, 56-78
Nov. 29	at Western Michigan	L, 71-78
Dec. 2	Southern Utah*	W, 76-72
Dec. 4	vs. Kent%	L, 53-72
Dec. 14	Niagara	L, 77-82
Dec. 17	at Montana	L, 83-103
Dec. 20	Toledo	L, 57-63
Dec. 22	Saint Francis (Pa.)	L, 69-72
Dec. 29	vs. Tennessee State&	W, 80-73
Dec. 30	at Chattanooga&	W, 62-58

Jan. 6	at IUPUI*	W, 43-41
Jan. 8	at Oakland*	L, 66-85
Jan. 13	Western Illinois*	W, 76-59
Jan. 15	Valparaiso*	W, 55-49
Jan. 20	at UMKC*	W, 66-61
Jan. 22	at Oral Roberts*	L, 63-79
Jan. 27	at Western Illinois*	W, 59-58
Jan. 29	Oakland*	W, 68-65
Feb. 5	IUPUI*	L, 48-55
Feb. 10	at Chicago State*	W, 70-65
Feb. 12	at Southern Utah*	L, 76-85
Feb. 17	Chicago State*	W, 66-58
Feb. 19	at Valparaiso*	L, 57-65
Feb. 24	Oral Roberts*	L, 80-83
Feb. 26	UMKC*	L, 81-83
March 5	vs. Oral Roberts^	L, 59-67

%BCA Classic (Columbus, Ohio)  
&Dr. Pepper Classic (Chattanooga, Tenn.)  
\*Mid-Continent Conference Game  
^Mid-Con Tournament (Moline, Ill.)

## 2000-01

### 19-11 • 11-5 Mid-Con

Nov. 18	at Saint Francis (Pa.)	W, 64-63
Nov. 20	Slippery Rock	W, 85-59
Nov. 25	Clarion	W, 78-58
Nov. 28	Western Michigan	W, 64-52
Nov. 30	at Oakland*	L, 62-63
Dec. 2	at Oral Roberts*	W, 63-62
Dec. 6	at Kent State	L, 55-76
Dec. 9	at Boston College	L, 65-93
Dec. 16	Detroit	L, 53-54
Dec. 20	vs. No. 22 Cincinnati#	L, 65-74
Dec. 21	vs. Florida Atlantic#	W, 72-53
Dec. 22	vs. Northern Iowa#	W, 79-76
Dec. 29	vs. Northern Iowa\$	W, 54-46
Dec. 30	at UW-Green Bay\$	L, 58-66
Jan. 2	at Robert Morris	W, 69-56
Jan. 4	UMKC*	W, 75-63
Jan. 6	at IUPUI*	W, 73-71
Jan. 11	at Valparaiso*	L, 51-60
Jan. 13	Southern Utah*	W, 73-67
Jan. 18	Western Illinois*	W, 84-71
Jan. 20	Chicago State*	W, 71-68
Jan. 25	at Western Illinois*	L, 116-121
Jan. 27	IUPUI*	W, 82-78
Feb. 1	at Chicago State*	W, 81-64
Feb. 8	Oral Roberts*	W, 82-70
Feb. 10	Valparaiso*	L, 68-82
Feb. 15	at Southern Utah*	L, 58-85
Feb. 17	at UMKC*	W, 75-69
Feb. 22	Oakland*	W, 88-84
March 4	vs. Oral Roberts^	L, 70-73

#Puerto Rico Holiday Classic (San Juan, P.R.)  
\$Onieda Classic (Green Bay, Wis.)  
\*Mid-Continent Conference Game  
^Mid-Con Tournament (Fort Wayne, Ind.)

## 2001-02

### 5-23 • 2-14 Horizon League

Nov. 17	at Evansville	L, 64-87
Nov. 20	Slippery Rock	W, 99-67
Nov. 25	at DePaul	L, 69-107
Nov. 29	at Valparaiso	L, 50-80
Dec. 1	at Chicago State	L, 72-81
Dec. 8	at Toledo	L, 65-79
Dec. 15	Kent State	W, 75-70
Dec. 19	Robert Morris	L, 80-87
Dec. 22	at UMKC	L, 53-68
Dec. 30	at Western Illinois	L, 79-84
Jan. 2	UW-Milwaukee*	L, 55-77
Jan. 5	Wright State*	W, 87-80
Jan. 10	at Cleveland State*	L, 58-71
Jan. 12	Butler*	L, 50-68
Jan. 17	Detroit*	L, 51-66
Jan. 19	at Loyola*	L, 63-72
Jan. 21	at Illinois-Chicago*	L, 69-85
Jan. 28	at UW-Green Bay*	L, 50-53
Jan. 31	at Wright State*	L, 69-76

Feb. 2	Loyola*	L, 55-75
Feb. 4	Illinois-Chicago*	L, 57-63
Feb. 9	at UW-Milwaukee*	L, 76-96
Feb. 14	Cleveland State*	L, 48-58
Feb. 16	at Butler*	L, 50-75
Feb. 18	at Detroit*	L, 52-63
Feb. 21	UW-Green Bay*	W, 69-55
Feb. 23	IPFW	W, 78-71
March 1	vs. UW-Green Bay^	L, 65-86

\*Horizon League Game  
^Horizon League Tournament (Cleveland)

## 2002-03

### 9-20 • 4-12 Horizon League

Nov. 22	at Indiana State	L, 56-63
Nov. 26	Slippery Rock	W, 73-52
Nov. 30	Toledo	W, 69-61
Dec. 4	at Saint Francis (Pa.)	L, 56-70
Dec. 7	Buffalo	W, 63-48
Dec. 13	Shawnee State	W, 84-69
Dec. 18	at Duquesne	L, 56-61
Dec. 21	at UMKC	L, 59-71
Dec. 28	Niagara	L, 58-66
Dec. 31	at Loyola*	L, 59-76
Jan. 6	at Oakland	L, 70-75
Jan. 9	Cleveland State*	W, 57-55
Jan. 11	at UW-Milwaukee*	L, 56-74
Jan. 13	Wright State*	W, 66-60
Jan. 18	at Butler*	L, 60-64
Jan. 23	Detroit*	L, 49-57
Jan. 25	Illinois-Chicago*	L, 76-78
Jan. 29	UW-Green Bay*	W, 77-76
Feb. 1	at Wright State*	L, 68-80
Feb. 6	Loyola*	W, 65-63
Feb. 8	at IPFW	L, 63-65
Feb. 13	at Cleveland State*	L, 76-86
Feb. 15	UW-Milwaukee*	L, 61-86
Feb. 19	at UW-Green Bay*	L, 53-69
Feb. 22	Butler*	L, 60-69
Feb. 27	at Detroit*	L, 52-86
March 1	at Illinois-Chicago*	L, 47-73
March 4	at UW-Green Bay^	W, 65-61
March 7	vs. Illinois-Chicago^	L, 59-79

\*Horizon League Game  
^Horizon League Tournament

## 2003-04

### 8-20 • 4-12 Horizon League

Nov. 22	at Niagara	L, 80-89
Nov. 26	at Toledo	L, 74-78
Nov. 29	Saint Francis (Pa.)	W, 77-61
Dec. 1	at Boston U	L, 61-83
Dec. 3	Slippery Rock	W, 106-69
Dec. 6	at Buffalo	L, 66-86
Dec. 13	at No. 20 Pittsburgh	L, 42-57
Dec. 18	Wright State*	L, 59-69
Dec. 20	Oakland	L, 67-70
Dec. 22	UMKC	W, 73-65
Jan. 3	at Loyola*	L, 78-85
Jan. 5	at Illinois-Chicago*	L, 47-66
Jan. 8	at UW-Green Bay*	L, 52-62
Jan. 10	Cleveland State*	W, 86-82
Jan. 15	at UW-Milwaukee*	L, 74-80
Jan. 21	Butler*	L, 66-67
Jan. 24	at Cleveland State*	W, 61-59
Jan. 29	Loyola*	W, 76-75
Jan. 31	IPFW	W, 71-61
Feb. 5	at Detroit*	L, 43-64
Feb. 7	UW-Green Bay*	L, 70-73
Feb. 12	Illinois-Chicago*	L, 58-62
Feb. 14	UW-Milwaukee*	W, 85-84
Feb. 19	at Wright State*	L, 61-81
Feb. 21	at Bowling Green	L, 64-76
Feb. 25	at Butler*	L, 76-81
Feb. 28	Detroit*	L, 46-56
March 2	at Butler^	L, 57-88

\*Horizon League Game  
^Horizon League Tournament

## 2004-05

### 5-23 • 2-14 Horizon League

Nov. 21	Lock Haven	W, 70-56
Nov. 23	Slippery Rock	W, 78-60
Nov. 27	Boston U	L, 55-71
Dec. 3	at SMS#	L, 52-88
Dec. 4	vs. SE Louisiana#	L, 55-77
Dec. 11	Bowling Green	L, 59-81
Dec. 14	Siena	L, 78-79
Dec. 18	at Wright State*	L, 51-72
Dec. 21	Loyola*	W, 76-68
Dec. 29	Saint Francis (Pa.)	L, 56-70
Dec. 31	at Duquesne	L, 54-78
Jan. 3	UIC*	L, 56-62
Jan. 6	at UW-Green Bay*	L, 55-78
Jan. 8	at Cleveland State*	L, 62-78
Jan. 12	UW-Milwaukee*	L, 42-65
Jan. 15	at IPFW	L, 59-79
Jan. 19	at Butler*	L, 37-50
Jan. 22	Cleveland State*	L, 77-78
Jan. 26	at Loyola*	L, 50-71
Feb. 3	Detroit*	W, 59-55
Feb. 5	UW-Green Bay*	L, 49-78
Feb. 10	at UIC*	L, 65-71
Feb. 12	at UW-Milwaukee*	L, 67-90
Feb. 16	Wright State*	L, 64-71
Feb. 19	Eastern Michigan	W, 74-60
Feb. 23	Butler*	L, 59-79
Feb. 26	at Detroit*	L, 47-62
March 1	at Loyola^	L, 76-79

\*Horizon League Game  
^Horizon League Tournament  
#Price Cutter Classic (Springfield, Mo.)

## 2005-06

### 7-21 • 4-12 Horizon League

Nov. 19	at Saint Francis (Pa.)	L, 58-71
Nov. 23	Slippery Rock	W, 95-53
Nov. 26	at Akron	L, 62-67
Nov. 30	Kent State	L, 69-77
Dec. 4	at Marshall	L, 70-73
Dec. 7	at Eastern Michigan	L, 71-77
Dec. 10	at St. Bonaventure	L, 58-66
Dec. 17	Duquesne	W, 72-51
Dec. 21	James Madison	W, 72-65
Dec. 28	at Siena	L, 67-75
Dec. 31	at UIC*	L, 84-85
Jan. 2	at Loyola*	W, 84-76
Jan. 5	UW-Green Bay*	W, 95-70
Jan. 7	at Detroit*	L, 63-68
Jan. 12	Wright State*	L, 60-64
Jan. 14	Cleveland State*	L, 50-63
Jan. 21	Butler*	W, 64-62
Jan. 26	UW-Milwaukee*	L, 70-78
Jan. 28	at Cleveland State*	W, 68-63
Jan. 30	at Wright State*	L, 67-81
Feb. 2	UIC*	L, 63-70
Feb. 9	at UW-Milwaukee*	L, 57-98
Feb. 11	at UW-Green Bay*	L, 58-80
Feb. 15	Detroit*	L, 54-65
Feb. 18	at Canisius	L, 68-75
Feb. 22	at Butler*	L, 64-72
Feb. 25	Loyola*	L, 84-87
Feb. 28	at Loyola^	L, 61-76

\*Horizon League Game  
^Horizon League Tournament

## 2006-07

### 14-17 • 7-9 Horizon League

Nov. 8	vs. Central Michigan&	W, 74-50
Nov. 9	at Michigan State&	L, 61-86
Nov. 13	at Duquesne	L, 75-81
Nov. 19	Slippery Rock	W, 95-57
Nov. 22	at Michigan	L, 56-65
Nov. 24	at No. 3 Ohio State	L, 57-91
Nov. 28	Canisius	L, 59-71
Dec. 2	at UIC*	L, 64-80
Dec. 5	Lock Haven	W, 70-36



Brian Radakovich was a member of the first four HL teams.

# ALL-TIME SCORES

Dec. 10	at UW-Milwaukee*	W, 68-65
Dec. 16	at Robert Morris	L, 78-79
Dec. 19	at James Madison	W, 78-58
Dec. 22	at Kent State	W, 62-58
Dec. 30	Loyola*	W, 76-71
Jan. 2	Akron	L, 61-70
Jan. 6	at Detroit*	L, 51-66
Jan. 11	UW-Green Bay*	L, 49-59
Jan. 13	UW-Milwaukee*	W, 81-63
Jan. 17	at No. 15 Butler*	L, 39-67
Jan. 20	Cleveland State*	W, 68-63
Jan. 24	at Wright State*	L, 49-62
Jan. 29	at Loyola*	L, 68-80
Jan. 31	No. 11 Butler*	L, 58-71
Feb. 3	UIC*	W, 92-87
Feb. 8	at UW-Green Bay*	L, 46-55
Feb. 14	Detroit*	W, 82-70
Feb. 17	Eastern Kentucky	W, 66-61
Feb. 22	Wright State*	W, 72-57
Feb. 24	at Cleveland State*	L, 55-68
Feb. 27	Detroit^	W, 82-80
March 2	vs. UW-Green Bay^%	L, 55-72

\*Horizon League Game

^Horizon League Tournament

%at Dayton, Ohio  
&2K Sports College Hoops Classic

## 2007-08

### 9-21 • 5-13 Horizon League

Nov. 12	at No. 2 UCLA&	L, 52-83
Nov. 13	vs. Weber State&	W, 69-66
Nov. 16	Lock Haven	W, 95-55
Nov. 24	at Notre Dame	L, 75-87
Nov. 28	at Saint Francis (Pa.)	W, 70-65
Dec. 1	at Eastern Kentucky	L, 50-61
Dec. 5	Kent State	L, 52-59
Dec. 8	at Cleveland State*	L, 54-77
Dec. 17	Robert Morris	L, 71-74
Dec. 21	at Akron	L, 59-79
Dec. 29	Slippery Rock	W, 77-63
Jan. 3	UIC*	W, 80-68
Jan. 5	Loyola*	W, 71-61
Jan. 7	Milwaukee*	L, 39-61
Jan. 10	at Wright State*	L, 55-66
Jan. 12	at Detroit*	W, 70-66
Jan. 17	Valparaiso*	L, 61-67
Jan. 19	No. 12 Butler*	L, 69-78
Jan. 24	at Milwaukee*	L, 69-76
Jan. 26	at Green Bay*	L, 58-66
Jan. 31	at Loyola*	L, 68-69
Feb. 2	at UIC*	L, 72-86
Feb. 7	Detroit*	W, 55-48
Feb. 9	Wright State*	L, 47-50
Feb. 14	at No. 9 Butler*	L, 73-89
Feb. 16	at Valparaiso*	L, 58-77
Feb. 20	Green Bay*	W, 76-73
Feb. 23	at Buffalo	L, 82-95
March 1	Cleveland State*	L, 58-65
March 4	at UIC^	L, 59-70

\*Horizon League Game

^Horizon League Tournament  
& O'Reilly Auto Parts CBE Classic

*Overtime Games in Italics*

## YSU 100-Point Games (By Most Scored)

Date	Opponent	Result
Jan. 5, 1966	St. Vincent	W, 133-83
Jan. 11, 1964	Lakeland	W, 127-53
Jan. 29, 1964	Geneva	W, 127-71
Nov. 28, 1990	Point Park	W, 127-65
Dec. 14, 1974	New Hampshire	W, 121-46
Nov. 30, 1963	Malone	W, 117-81
Feb. 26, 1969	Wayne State	W, 116-61
Jan. 25, 2001	at Western Illinois	L, 116-121 (3 OT)
Feb. 15, 1968	St. Vincent	W, 115-73
Jan. 26, 1987	Tennessee Tech	W, 115-87
Jan. 24, 1968	Buffalo State	W, 113-80
Dec. 20, 1958	Marietta	W, 112-56
Jan. 15, 1975	Alliance	W, 112-62
Feb. 27, 1979	Ashland	W, 112-73
Dec. 5, 1966	Walsh	W, 111-51
Jan. 16, 1957	Baldwin-Wallace	W, 110-90
Feb. 12, 1966	Michigan Lutheran	W, 110-66
Dec. 15, 1958	Culver Stockton	W, 108-81
Jan. 28, 1976	Wilberforce	W, 108-72
Nov. 24, 1990	Bluffton	W, 108-73
Dec. 11, 1982	Hiram	W, 107-75
Feb. 20, 1971	Alliance	W, 107-63
Dec. 7, 1974	Southern California College	W, 107-66
Feb. 24, 1992	Pittsburgh-Bradford	W, 107-68
Feb. 16, 1957	at Slippery Rock	W, 106-68
Jan. 14, 1959	Baldwin-Wallace	W, 106-82
Dec. 13, 1969	Westminster	W, 106-74
Feb. 20, 1991	Morehead State	W, 106-96
Dec. 3, 2003	Slippery Rock	W, 106-69
Dec. 2, 1970	St. Vincent	W, 105-73
Jan. 19, 1991	Northeastern Illinois	W, 105-101 (2 OT)
Jan. 11, 1969	Alliance	W, 105-84
Feb. 13, 1954	at Fenn	W, 104-55
Feb. 4, 1961	St. Vincent	W, 104-67
Jan. 30, 1965	Philadelphia Textile	W, 104-81
Dec. 1, 19983	Ohio Dominican	W, 104-37
Jan. 20, 1993	Buffalo	W, 104-89
Dec. 18, 1958	St. Vincent	W, 103-72
March 2, 1959	Findlay	W, 103-65
Feb. 1, 1961	Hillsdale	W, 103-66
Dec. 8, 1961	Lincoln	W, 103-61
Dec. 11, 1971	Geneva	W, 103-59
Feb. 6, 1968	Alliance	W, 103-73
Dec. 15, 1997	Central State	W, 103-63
Dec. 19, 1960	Morris Harvey	W, 102-77
Dec. 17, 1955	Adrian	W, 102-73
Dec. 30, 1966	Baldwin-Wallace	W, 102-74
Feb. 15, 1967	Cleveland State	W, 102-74
Jan. 17, 1979	Ashland	L, 102-107
Feb. 16, 1991	Northeastern Illinois	W, 102-69
Feb. 13, 1956	Wilberforce	W, 101-65
Feb. 19, 1957	at Lawrence Tech	W, 101-74
Dec. 4, 1961	Alma	W, 101-64
Dec. 28, 1963	Akron	W, 101-82
Feb. 12, 1964	St. Vincent	W, 101-62
Jan. 14, 1978	Akron	W, 101-81
Jan. 18, 1978	Ashland	W, 101-80
Jan. 31, 1991	The Citadel	L, 101-102
Feb. 22, 1967	Walsh	W, 100-64
Feb. 8, 1975	Buffalo	W, 100-98 (OT)
Dec. 1, 1976	Walsh	W, 100-74



John Barber became the 31st player in school history to score 1,000 points during his career. He ranks tied for 28th with 1,016 career points.

# COACH DOM ROSSELLI

In his 38 years as the head men's basketball coach at Youngstown State University, Dom Rosselli coached in 977 basketball games and won an impressive 60 percent of those contests. But besides coaching on the hardwood, he was also the Penguins' baseball coach for 27 years and was an assistant football coach for 21 years. So to say the least he was a busy man.

His main success was on the basketball court where he finished his tenure on the YSU sideline with an overall record of 589-388. He began his YSU coaching career in 1940 after graduating from Geneva College in 1939. He coached the Penguins for two seasons before World War II duty as a Captain in the U.S. Air Force took him off the court and overseas.

Upon his return from the war, Rosselli was very involved in YSU athletics. Rosselli returned to full-time duty on the basketball court as soon as he returned from the war.

He was an assistant coach on the football team before the war and when he returned in 1946 he returned to his assistant's position until 1963. He took over the Penguin baseball program and was the coach from 1948-50. In 1958, he was back with the Penguin baseball team and for the next 24 years was a fixture in the dugout. His YSU baseball coaching record was 418-219 (.656 winning percentage), including two NAIA District Championships and three appearances in the NCAA Playoffs.



All totaled as a head basketball and baseball coach Rosselli had a 1,007-607 record. A Youngstown area native, basketball was his passion.

In his 38 years, YSU had eight 20-win seasons, 26 winning seasons, won 19 postseason games, appeared in four NAIA National Tournaments and nine NCAA Regional Tournaments. Rosselli earned accolades for his efforts as well being named the NCAA Division IV Coach of the Year, Ohio College Coach of the Year in 1957 and 1964 and the Italian Coach of the Year in 1958.

His most successful run as the Penguins' mentor came from 1962 through 1972. In those 10 seasons, YSU never won fewer than 17 games and did not lose more than nine contests. Four of his eight 20-win years came during that span as he owned a coaching record of 197-67.

In 1963-64, Rosselli had his most successful regular season as the Penguins won a school-record 24 games finishing with a 24-3 mark.

Twice YSU advanced to the Elite Eight of the NAIA National Tournament in 1956-57 and 1957-58. Both times the Penguins won their first two games before losing in the quarterfinals.

Rosselli's area lore began when he was a quarterback at Rayen High School in the early 1930's. After graduating he was a standout football and basketball player for Geneva College.

That first year at YSU he was an assistant on Dwight Beede's football staff and Ray Sweeney's hoops staff. Rosselli and Beede first teamed up at Geneva where Beede was the football coach.



## BASKETBALL LEDGER

Year	Record	Pct.
1940-41	14-8	.636
1941-42	9-12	.429
1946-47	13-10	.565
1947-48	10-14	.416
1948-49	9-14	.391
1949-50	3-20	.130
1950-51	16-7	.696
1951-52	16-7	.696
1952-53	10-14	.417
1953-54	11-16	.407
1954-55	10-17	.370
1955-56	12-14	.462
1956-57	23-4	.852
1957-58	23-7	.767
1958-59	19-9	.679
1959-60	11-14	.440
1960-61	21-7	.750
1961-62	16-12	.571
1962-63	18-9	.667
1963-64	24-3	.889
1964-65	20-6	.769
1965-66	19-7	.731
1966-67	18-7	.720
1967-68	17-8	.680
1968-69	19-7	.731
1969-70	22-5	.815
1970-71	19-6	.760
1971-72	22-7	.759
1972-73	10-13	.435
1973-74	10-16	.385
1974-75	19-9	.679
1975-76	17-9	.654
1976-77	22-7	.759
1977-78	16-9	.640
1978-79	13-13	.500
1979-80	17-10	.630
1980-81	13-13	.500
1981-82	8-18	.308
<b>Total</b>	<b>589-388</b>	<b>.604</b>

## BASEBALL LEDGER

Year	Record	Pct.
1948	7-5	.583
1949	8-5	.615
1950	6-4	.600
1958	11-6	.647
1959	10-6	.625
1960	8-5	.615
1961	7-5	.583
1962	5-12	.294
1963	11-4	.733
1964	19-3	.864
1965	16-6	.727
1966	16-5	.762
1967	16-6	.727
1968	19-5	.792
1969	21-10	.677
1970	24-15	.615
1971	24-9	.727
1972	20-14	.588
1973	21-11	.656
1974	22-6	.786
1975	20-15	.571
1976	21-13	.606
1977	26-8	.765
1978	15-9	.625
1979	21-5	.808
1980	13-18	.419
1981	11-18	.379
<b>Total</b>	<b>418-219</b>	<b>.656</b>

# YSU BASKETBALL FROM A TO Z

**Allen, Ronald and Alexander, Bruce** • Allen played both basketball and baseball for the Penguins. Later went on to play Major League Baseball for the St. Louis Cardinals. Alexander holds the school record in career steals, and is 10th in assists and points.

**Bevly, Tilman** • Was inducted into the Youngstown State Athletics Hall of Fame in October 2005. Scored a YSU Division I record 55 points against Tennessee Tech on Jan. 26, 1987. **Beeghly Center** • Has been the home arena for the Penguins since December 1972.

**Covington, Jeff** • The program's all-time leading scorer. He had 2,424 points in his 106-game career from 1974 through 1978. He averaged 22.9 contests per game while grabbing a total of 1,381 rebounds.

**Division I and II** • The Penguins' first season in Division I was the 1981-82 campaign. YSU was a member of the Division II ranks from the 1960-61 season through the 1980-81 campaign. YSU appeared in nine NCAA Division II Regionals.

**Ellington, Ray** • Joined the basketball program for the 1991-92 season after playing on the 1991 National Championship football team as a wide receiver.

**Fieldhouse, South** • Where the Penguins played their home games from the 1950's through the time they moved into the Beeghly Center in 1972.

**Gergely, Steve and Gaston, Phil** • Both individuals scored more than 1,000 points in their YSU careers. Gergely had 1,016 points while Gaston had 1,081.

**Haese, Craig** • Made a single-season school-record 92 3-pointers during the 2000-01 season. For his career, he drilled a school-record 198 treys on 527 attempts.

**Independent** • The Penguins were a Division I Independent from the 1988-89 season through the 1991-92 campaign. During that span, YSU played such teams as Minnesota, Clemson, South Carolina, Ohio State and Air Force.

**Johnson, Billy** • Ranks seventh in school history by scoring 1,726 total points for an average of 16.9 per game. He averaged 23.3 points during the 1969-70 season.

**Knott, Tony** • Ranks second in school history with 2,218 points. He scored 705 points during the 1955-56 season. He averaged 21.5 points per game during his career.


**Lake, Herb** • Recorded an incredible 1,848 rebounds during his career. He averaged 17.3 rebounds per game during his career from 1955-1959, including 20.5 in 1956-57.

**Mogus, Leo** • The only player in school history to go on to play professionally. He played for six seasons for seven different professional franchises from 1945-51 in the BAA and NBA. A native of Youngstown, he was also drafted by the Washington Redskins in the NFL draft following his senior season. His jersey number 40 is retired by the school.

**Nigro, Joe** • Scored 1,564 points to rank eighth in school history. Averaged 16.3 points per game between 1964-65 and 1967-68.

**Overtime** • The Guins played a six-overtime contest against Gannon on Feb. 28, 1966. In the shot-clock era, YSU played a four-overtime contest against Siena on Dec. 14, 2004.

**Peters, Dan** • Coach who ranks second in school history in victories with 78. He coached at YSU for seven seasons and was named the Mid-Continent Conference Coach of the Year in 1997-98.



Leo Mogus and Coach Dom Rosselli are two Penguin basketball icons.

**Quin Humphrey** • First Penguin in Division I school history to be named first-team all-conference in consecutive years. Led Horizon League in scoring and rebounding in 2005-06.

**Rosselli, Dom** • Spent 38 years as the men's basketball coach and also served as the head baseball coach and an assistant football coach. Finished with a 589-388 overall record, including 26 winning seasons and eight 20-win campaigns.

**Spellman, Willie** • Was named a second-team All-Mid-Con and was the only Penguin to be named to the Mid-Continent all-tournament team in school history.

**Timko, Bruce and Tunstall, Ricky** • Timko ranks second in school history with 551 assists. He also finished with 1,021 points in 114 career games, a school record. Tunstall blocked a total of 221 shots in two seasons. He had 138 in 1982-83 and 83 in 1983-84.

**Underwood, Doug** • One of the most recent Penguin to score more than 1,000-points. He had 1,058 in his three seasons at YSU.

**Vivo, Tony** • Was the first player in school history to have his jersey number (36) retired. He was a two-time captain and two-time leading scorer for the Guins.

**Williamson, Marlon** • Set the school record for steals in a season with 64 during the 2002-03 campaign. Was named to the Horizon League's All-Defensive team for his efforts.

**eXtra season** • YSU has been within one game of making the NCAA Division I basketball tournament on two occasions. In 1985, YSU lost in the Ohio Valley Conference title game to Middle Tennessee State while in 1998, the Penguins lost to Valpo in the Mid-Con title tilt.

**Yugovich, Mickey** • Ranks fourth in school history by scoring 1,917 points from the 1956-57 season through the 1959-60 campaign. Also is third with 1,280 career rebounds.

**Zeigler, Dave** • In two years, he scored 1,288 points for YSU. He scored 623 points as a freshman and 665 points as a sophomore. He averaged 26.3 points per contest in his 49 career games.