


PENGUINS BASKETBALL

New Coach. New Court. New Culture.



■ *Margaret Somple (left) helped the 1990-91 team to school records in rebounds and blocks while Ann Marie Martin and the 1997-98 squad set records in points, assists and steals.*

RECORDS

**YOUNGSTOWN STATE WOMEN'S BASKETBALL
2008-09 MEDIA & RECRUITING GUIDE**

PENGUINS BASKETBALL

New Coach. New Court. New Culture.

RECORDS > TEAM GAME RECORDS

POINTS SCORED

121	vs. John Carroll	1/16/80
117	vs. Valparaiso	3/5/93
109	vs. Malone	12/29/90
108	vs. Hiram	2/7/76
106	vs. Chicago State	1/5/98

POINTS ALLOWED

107	vs. Valparaiso	1/29/93
106	vs. Valparaiso	3/5/93
105	vs. Northern Illinois	2/27/93
105	vs. Kent State	12/11/93
103	vs. Western Michigan	1/6/87

FEWEST POINTS SCORED

36	vs. Auburn	11/25/03
36	vs. New Mexico	11/28/03
38	vs. Indiana	11/25/05
38	vs. Bowling Green	12/1/94
42	vs. Valparaiso	1/9/99
42	vs. Green Bay	2/3/94
42	vs. Hiram	1/19/78

FEWEST POINTS ALLOWED

25	vs. Malone	12/29/90
29	vs. West Liberty State	1/25/78
30	vs. Baldwin-Wallace	1/7/77
31	vs. Kent State	1/23/76
33	vs. Cleveland State	2/4/78

MOST POINTS IN A HALF

75	vs. John Carroll	1/16/80 (Second)
73	vs. Valparaiso	3/5/93 (Second)
66	vs. Chicago State	1/5/98 (Second)
59	vs. Murray State	2/18/85 (First)
58	vs. West Virginia	12/11/92 (Second)
57	vs. Western Illinois	2/1/97 (First)

FEWEST POINTS IN A HALF

12	vs. Western Illinois	1/22/01 (Second)
13	vs. Auburn	11/25/03 (First)
15	vs. Detroit	1/13/07 (First)
16	vs. New Mexico	11/28/03 (Second)
17	vs. Wright State	3/3/07 (First)
17	vs. Indiana	11/25/05 (First)

MOST POINTS ALLOWED IN A HALF

61	vs. Akron	12/16/80 (First)
57	vs. Western Michigan	1/6/87 (First)
56	vs. Cleveland State	1/11/84 (First)
56	vs. Kent State	12/11/93 (First)
56	vs. Valparaiso	3/5/93 (Second)

FEWEST POINTS ALLOWED IN A HALF

8	vs. Detroit	1/13/07 (First)
12	vs. Chicago State	2/10/96 (First)
12	vs. Malone	12/29/90 (Second)
13	vs. Malone	12/29/90 (First)
15	vs. Central Connecticut State	2/22/96 (Second)
15	vs. Chicago State	2/4/95 (First)

LARGEST MARGIN OF VICTORY

84	vs. Malone	12/29/90
72	vs. John Carroll	1/16/80
58	vs. Chicago State	1/5/98
55	vs. Clarion	2/18/82
53	vs. Hiram	1/29/76

LARGEST MARGIN OF DEFEAT

54	vs. Milwaukee	2/2/02
48	vs. Cleveland State	1/11/84
47	vs. Duquesne	11/25/06
42	vs. Green Bay	1/15/03
38	vs. Bowling Green	12/1/94

HIGHEST COMBINED SCORE

223	vs. Valparaiso	3/5/93 (YSU 117-Valpo 106)
206	vs. Valparaiso	1/29/93 (YSU 99-Valpo 107)
195	vs. Murray State	2/18/85 (YSU 104, MSU 95)
192	vs. Kent State	2/2/91 (YSU 91, KSU 101)
192	vs. Kent State	12/11/93 (YSU 87, KSU 105)
192	vs. UMKC	11/28/87 (YSU 91-UMKC 101)

MOST REBOUNDS

75	vs. Duquesne	1/5/91
67	vs. Valparaiso	1/29/93
64	vs. Chicago State	2/4/95
64	vs. Cleveland State	2/14/90
64	vs. Malone	1/31/90
64	vs. Miami (Ohio)	3/3/78

FEWEST REBOUNDS

18	vs. Oakland	2/6/07
20	vs. Milwaukee	2/2/02
21	vs. Milwaukee	1/11/03
21	vs. Buffalo	2/10/97
22	vs. Western Illinois	1/6/96

MOST FIELD GOALS

53	vs. John Carroll	1/16/80
44	vs. Malone	12/29/90
42	vs. Eastern Kentucky	2/14/87
42	vs. Western Michigan	11/23/91
41	(Several Times)	

MOST FIELD GOAL ATTEMPTS

93	vs. Kent State	2/2/91
90	vs. Chicago State	1/12/91
88	vs. Robert Morris	1/7/88
87	vs. Tennessee Tech	2/25/83
87	vs. Austin Peay	1/19/87

HIGHEST FIELD GOAL PERCENTAGE

.688	vs. Western Illinois	2/23/98 (33-of-48)
.625	vs. Kent State	12/30/87 (40-of-61)
.606	vs. Akron	2/6/88 (37-of-61)
.600	vs. Valparaiso	1/6/97 (39-of-65)
.591	vs. Akron	2/2/85 (40-of-67)

FREE THROWS MADE

35	vs. Oakland	1/4/99
35	vs. Chicago State	1/5/98
34	vs. Buffalo	1/14/98
33	vs. Coppin State	12/21/05
28	Three Times	

FREE THROW ATTEMPTS

42	vs. Oakland	1/4/99
39	vs. Buffalo	1/14/98
39	vs. West Virginia	12/6/80
38	vs. Bowling Green	3/3/78
37	vs. Chicago State	1/5/98

HIGHEST FREE THROW PERCENTAGE

.946	vs. Chicago State	1/5/98 (35-of-37)
.938	vs. Milwaukee	1/29/05 (15-of-16)
.933	vs. Bowling Green	11/14/97 (14-of-15)
.933	vs. Western Illinois	1/8/97 (14-of-15)
.923	vs. Kent State	12/13/97 (24-of-26)
.923	vs. Akron	1/31/86 (12-of-13)

3-POINT FIELD GOALS MADE

15	vs. IPFW	1/18/05
15	vs. Clemson	12/19/03
14	vs. Valparaiso	1/31/08
14	vs. Western Illinois	1/19/98
12	vs. Indiana	12/21/96
12	vs. Troy	3/8/97

3-POINT FIELD GOAL ATTEMPTS

37	vs. Oral Roberts	2/18/99
35	vs. Wright State	1/15/94
32	vs. Valparaiso	1/31/08
31	vs. Western Illinois	1/19/98
29	vs. Eastern Illinois	2/17/94
29	vs. Oral Roberts	3/2/99

HIGHEST 3-POINT PERCENTAGE

.750	vs. Northeastern Illinois	2/12/96 (6-of-8)
.700	vs. Slippery Rock	12/14/91 (7-of-10)
.700	vs. Virginia Tech	1/12/92 (7-of-10)
.667	vs. Valparaiso	1/6/97 (8-of-12)
.652	vs. IPFW	1/18/05 (15-of-23)

MOST ASSISTS

37	vs. Northeastern Illinois	1/3/98
33	vs. Kent State	12/30/87
32	vs. Eastern Kentucky	2/14/87
31	vs. Murray State	2/18/85
30	vs. Western Michigan	11/23/91
30	vs. Eastern Kentucky	2/27/88

MOST BLOCKS

12	vs. Tennessee	2/9/93
10	vs. Cleveland State	2/13/91
9	vs. Cleveland State	2/2/05
8	vs. Loyola	1/12/05
8	vs. Niagara	1/9/91
8	vs. Malone	12/29/90

MOST STEALS

30	vs. Oral Roberts	1/8/98
25	vs. Malone	12/29/90
23	vs. Troy State	2/25/96
22	vs. Central Connecticut State	2/22/96
21	vs. Chicago State	1/5/98
21	vs. Cleveland State	12/27/97

PENGUINS BASKETBALL

New Coach. New Court. New Culture.

RECORDS > TEAM SEASON RECORDS



Colleen Cook's team-high 141 assists in 1997-98 helped the Penguins to a school record 590 as a team.

SCORING AVERAGE

1.	81.7	1996-97
2.	81.0	1997-98
3.	79.5	1987-88
4.	79.1	1990-91
5.	78.1	1980-81
6.	75.1	1992-93
7.	75.0	1995-96
8.	74.1	1989-90
9.	74.1	1999-2000
10.	74.0	1998-99

ASSISTS

1.	590	1997-98
2.	579	1978-79
3.	566	1987-88
4.	546	1991-92
5.	544	1996-97
6.	531	1990-91
7.	518	1985-86
8.	498	1995-96
9.	497	1984-85
10.	490	1986-87

POINTS

1.	2,511	1997-98
2.	2,370	1996-97
3.	2,298	1999-2000
4.	2,225	1987-88
5.	2,215	1990-91
6.	2,176	1991-92
7.	2,174	1995-96
8.	2,147	1998-99
9.	2,103	1992-93
10.	2,062	1994-95

STEALS

1.	459	1997-98
2.	384	1990-91
3.	384	1988-89
4.	377	1995-96
5.	371	1996-97
6.	364	1989-90
7.	363	1978-79
8.	361	1993-94
9.	331	1987-88
10.	325	1986-87/1977-78

REBOUNDS

1.	1,364	1990-91
2.	1,333	1992-93
3.	1,317	1991-92
4.	1,292	1994-95
5.	1,280	1980-81
6.	1,236	1999-2000
7.	1,223	1995-96
8.	1,222	1989-90
9.	1,215	1982-83
10.	1,163	87-88

BLOCKED SHOTS

1.	136	1990-91
2.	131	1992-93
3.	113	2004-05
4.	109	2007-08
5.	103	2002-03
6.	102	2006-07
7.	97	1989-90
8.	96	1995-96
9.	91	2001-02
10.	86	2003-04

FIELD GOALS MADE

1.	913	1987-88
2.	888	1997-98
3.	874	1990-91
4.	865	1991-92
5.	852	1996-97
6.	839	1985-86
7.	829	1984-85
8.	822	1980-81
9.	817	1986-87
10.	809	1999-2000

3-PT FIELD GOAL PCT.

1.	.378	1988-89
2.	.375	1990-91
3.	.369	1996-97
4.	.363	2004-05
5.	.361	1989-90
6.	.355	2002-03
7.	.355	1999-2000
8.	.354	1986-87
9.	.349	1997-98
10.	.341	Three Times

FIELD GOALS ATTEMPTED

1.	2,102	1991-92
2.	2,061	1999-2000
3.	2,032	1987-88
4.	2,029	1992-93
5.	2,017	1990-91
6.	1,967	1997-98
7.	1,950	1985-86
8.	1,923	1988-89
9.	1,923	1984-85
10.	1,874	1998-99/94-95

FREE THROWS MADE

1.	538	1997-98
2.	515	1995-96
3.	499	1986-87
4.	481	1999-2000
5.	472	1996-97
6.	465	1998-99
7.	456	2007-08
8.	421	1994-95
9.	412	2005-06
10.	392	1984-85

FIELD GOAL PERCENTAGE

1.	.478	1980-81
2.	.478	1975-76
3.	.461	1996-97
4.	.460	1983-84
5.	.451	1997-98
6.	.449	1987-88
7.	.445	1979-80
8.	.445	1978-79
9.	.437	1986-87
10.	.433	1990-91

FREE THROWS ATTEMPTED

1.	757	1987-88
2.	718	1995-96
3.	696	1997-98
4.	675	1999-2000
5.	634	1998-98
6.	631	1994-95
7.	628	1996-97
8.	609	2007-08
9.	590	1985-86
10.	588	1990-91

3-PT FIELD GOALS MADE

1.	199	1999-2000
2.	197	1997-98
3.	194	1996-97
4.	188	2001-02
5.	182	1998-99
6.	174	2007-08
7.	172	2004-05
8.	164	2002-03
9.	161	2000-01
10.	152	2003-04

FREE THROW PERCENTAGE

1.	.782	1984-85
2.	.773	1997-98
3.	.762	2002-03
4.	.752	2004-05
5.	.752	1996-97
6.	.749	2007-08
7.	.735	2000-01
8.	.733	1998-99
9.	.717	1995-96
10.	.713	1999-2000

3-PT FIELD GOAL ATTEMPTS

1.	564	1997-98
2.	560	1999-2000
3.	552	2001-02
4.	547	2007-08
5.	534	2000-01
6.	533	1998-99
7.	526	1996-97
8.	511	2003-04
9.	474	2004-05
10.	464	2006-07

GAMES PLAYED

1.	31	2007-08
1.	31	1999-2000
1.	31	1997-98
4.	29	1998-99
4.	29	1996-97
4.	29	1995-96
7.	28	2006-07
7.	28	2005-06
7.	28	2004-05
7.	28	2003-04
7.	28	2002-03

PENGUINS BASKETBALL

New Coach. New Court. New Culture.

RECORDS > INDIVIDUAL GAME RECORDS

POINTS SCORED

49	Dorothy Bowers vs. Kent State	11/30/85
46	Dorothy Bowers vs. Kent State	12/30/87
43	Brianne Kenneally vs. Georgia State	11/24/00
43	Dorothy Bowers vs. Austin Peay	2/21/87
41	Wanda Grant vs. Eastern Kentucky	2/14/81
38	Wanda Grant vs. Bowling Green	1/26/80
38	Wanda Grant vs. West Virginia	12/6/80

MOST REBOUNDS

30	Wanda Grant vs. West Virginia	2/27/80
25	Wanda Grant vs. Cleveland State	1/28/81
24	Wanda Grant vs. Eastern Kentucky	2/14/81
23	Jen Perugini vs. Akron	11/28/01
23	Wanda Grant vs. Xavier	1/30/81

FIELD GOALS

21	Dorothy Bowers vs. Kent State	11/30/85
19	Dorothy Bowers vs. Kent State	12/30/87
18	Wanda Grant vs. Bowling Green	1/26/80
18	Wanda Grant vs. Eastern Kentucky	2/14/81
17	Dorothy Bowers vs. Tennessee Tech	2/20/88

FIELD GOAL ATTEMPTS

33	Dorothy Bowers vs. Morehead State	1/23/88
33	Wanda Grant vs. West Virginia	2/27/80
33	Wanda Grant vs. Cleveland State	12/28/79
30	Dorothy Bowers vs. Kent State	11/30/85
30	Wanda Grant vs. Cleveland State	1/28/81
30	Wanda Grant vs. Xavier	1/30/81

FIELD GOAL PERCENTAGE

1.000	Kristi Echelberry vs. Chicago State	1/5/95
.923	Teresita Jones vs. NE Illinois	1/3/98
.909	Liz Hauger vs. Western Illinois	2/1/97
.900	Jessica Schloemp vs. Cleveland State	1/19/06
.900	Caroline McCombs vs. Western Illinois	3/7/96
.900	Holly Seimetz vs. Toledo	1/31/81

FREE THROWS MADE

15	Kristi Echelberry vs. Buffalo	3/6/95
15	Dorothy Bowers vs. Austin Peay	2/21/87
14	Kristi Echelberry vs. UIC	2/24/94
13	Danielle Carson vs. Murray State	1/18/86
12	(Several Times)	

FREE THROW ATTEMPTS

18	Kristi Echelberry vs. Buffalo	3/6/95
18	Kristi Echelberry vs. UIC	2/24/94
17	Dorothy Bowers vs. Austin Peay	2/21/87
17	Holly Seimetz vs. Kent State	12/29/79
16	Teresita Jones vs. Western Illinois	2/23/98
16	Liz Hauger vs. Western Illinois	3/6/97

FREE THROW PERCENTAGE

1.000	Several Times	
	m.r. Jen Perugini (10-10) vs. Buffalo	12/18/02

3-POINT FIELD GOALS

7	Kristy Gaudiose vs. Cleveland State	1/19/06
7	Barb Fabianova vs. IPFW	1/18/05
7	Devin Novak vs. Clemson	12/19/03
7	Leslie Majewski vs. Kent State	12/11/99
7	Leslie Majewski vs. Oakland	1/29/00
7	Caroline McCombs vs. Troy State	3/8/97
7	Shannon Beach vs. Toledo	11/16/97
7	Dianne Rappach vs. Akron	1/28/89

3-POINT FIELD GOAL ATTEMPTS

17	Devin Novak vs. Akron	12/21/03
16	Leslie Majewski vs. Oakland	1/29/00
13	Monica Grexa vs. Wright State	2/19/94
12	Barb Fabianova vs. Detroit	2/24/05
12	Leslie Majewski vs. Oral Roberts	2/18/99
12	Monica Grexa vs. Eastern Illinois	2/17/94

3-POINT FIELD GOAL PERCENTAGE

1.000	Missy Young vs. Southern Utah	2/6/99
1.000	Caroline McCombs vs. Western Illinois	3/7/96
1.000	Dianne Rappach vs. Virginia Tech	1/12/92
.875	Dianne Rappach vs. Akron	1/28/89
.857	Shannon Beach vs. UT-Martin	12/21/96

MOST ASSISTS

16	Danielle Carson vs. Kent State	11/30/85
16	Danielle Carson vs. Montevallo	12/21/85
15	Danielle Carson vs. Murray State	2/24/86
14	Danielle Carson vs. Austin Peay	2/22/86
14	Carol Nee vs. Eastern Kentucky	2/27/88

MOST STEALS

9	Colleen Cook vs. Oral Roberts	1/8/98
9	Colleen Cook vs. Northeastern Illinois	1/3/98
9	Colleen Cook vs. Chicago State	1/27/97
9	Colleen Cook vs. Troy State	1/27/96
9	Danielle Carson vs. Westminster	2/5/83
9	Wanda Grant vs. Toledo	1/31/81
9	Vicki Lawrence vs. Marshall	1/19/80

BLOCKED SHOTS

10	Donna Djorovic vs. Tennessee	2/9/93
7	Tara Fleming vs. Butler	1/21/04
6	Tara Fleming vs. Xavier	12/31/04
6	Donna Djorovic vs. Western Illinois	2/11/93
6	Dona Djorovic vs. Green Bay	1/21/93

CONSECUTIVE FREE THROWS MADE

12	Brianne Kenneally vs. Southern Utah	3/1/99
12	Liz Hauger vs. Eastern Illinois	2/19/96
11	Kristi Echelberry vs. Eastern Illinois	2/13/93
11	Dorothy Bowers vs. Austin Peay	2/21/87
10	Brianne Kenneally vs. Western Illinois	1/27/01
10	Brianne Kenneally vs. Oakland	1/4/99
10	Liz Hauger vs. Western Illinois	2/5/96
10	Christina Ferraro vs. Robert Morris	1/29/94
10	Debbie Burkett vs. Ohio	12/28/85



Kristi Echelberry was 9-of-9 from the floor on Jan. 5, 1995 at Chicago State.




Barb Fabianova tied a school record with seven 3-pointers at IPFW on Jan. 18, 2005.

PENGUINS BASKETBALL

New Coach. New Court. New Culture.

RECORDS > INDIVIDUAL SEASON RECORDS



Dorothy Bowers owns three of the top four individual season point totals.

POINTS SCORED

1. Dorothy Bowers	1987-88	783
2. Wanda Grant	1980-81	710
3. Dorothy Bowers	1985-86	669
4. Dorothy Bowers	1986-87	618
5. Brianne Kenneally	1999-00	579
6. Liz Hauger	1996-97	543
7. Ann Marie Martin	1997-98	506
8. Margaret Somple	1989-90	491
9. Liz Hauger	1995-96	477
10. Mary Jo Vodenichar	1984-85	470
11. Danielle Carson	1984-85	467
12. Danielle Carson	1985-86	466
13. Margaret Somple	1990-91	465
14. Brianne Kenneally	1998-99	457
14. Wanda Grant	1978-79	457
16. Donna Wertz	1991-92	454
17. Ann Marie Martin	1996-97	449
18. Caroline McCombs	1997-98	437
19. Heather Karner	2007-08	434
19. Holly Seimetz	1980-81	434
21. Margaret Somple	1987-88	429
22. Danielle Carson	1983-84	419
23. Wanda Grant	1979-80	416
24. Caroline McCombs	1995-96	408
25. Tiara Scott	2007-08	405
26. Heather Harris	2001-02	402
26. Teresita Jones	1997-98	402
28. Jen Perugini	2004-05	389
29. Alyson Vogrin	2000-01	386
30. Caroline McCombs	1996-97	386

SCORING AVERAGE

1. Wanda Grant	1980-81	28.4
2. Dorothy Bowers	1987-88	28.0
3. Wanda Grant	1979-80	26.0
4. Dorothy Bowers	1986-87	24.7
5. Dorothy Bowers	1985-86	23.9
6. Brianne Kenneally	2000-01	22.8
7. Wanda Grant	1978-79	19.9
8. Liz Hauger	1996-97	18.7
8t. Brianne Kenneally	1999-00	18.7
10. Holly Seimetz	1981-82	18.4

REBOUNDS

1. Wanda Grant	1980-81	381
2. Wanda Grant	1978-79	330
3. Dorothy Bowers	1985-86	326
4. Dorothy Bowers	1987-88	325
5. Jen Perugini	2004-05	288
6. Holly Seimetz	1981-82	283
7. Donna Djorovic	1992-93	282
8. Holly Seimetz	1980-81	255
9. Holly Seimetz	1989-90	253
10. Shannon Beach	1995-96	248

REBOUNDING AVERAGE

1. Wanda Grant	1977-78	15.4
2. Wanda Grant	1980-81	15.2
3. Wanda Grant	1979-80	14.8
4. Wanda Grant	1978-79	14.4
5. Holly Seimetz	1981-82	12.9
6. Dorothy Bowers	1985-86	11.6
6t. Dorothy Bowers	1987-88	11.6
8. Jen Perugini	2004-05	10.7
9. Holly Seimetz	1980-81	10.2
10. Holly Seimetz	1978-79	10.1
10t. Donna Djorovic	1992-93	10.1

FIELD GOALS MADE

1. Dorothy Bowers	1987-88	342
2. Wanda Grant	1980-81	307
3. Dorothy Bowers	1985-86	275
4. Dorothy Bowers	1986-87	257
5. Wanda Grant	1978-79	205
6. Danielle Carson	1984-85	199
7. Liz Hauger	1996-97	197
8. Margaret Somple	1990-91	196
8t. Margaret Somple	1989-90	196
10. Brianne Kenneally	1999-00	195

FIELD GOALS ATTEMPTED

1. Dorothy Bowers	1987-88	620
2. Wanda Grant	1980-81	610
3. Dorothy Bowers	1986-87	506
4. Danielle Carson	1984-85	493
5. Dorothy Bowers	1985-86	491
6. Brianne Kenneally	1999-00	464
7. Danielle Carson	1985-86	463
8. Liz Hauger	1996-97	418
9. Donna Wertz	1991-92	417
10. Danielle Carson	1983-84	410

FIELD GOAL PERCENTAGE

1. Wanda Grant	1978-79	.582
2. Dorothy Bowers	1984-85	.575
3. Holly Seimetz	1980-81	.575
4. Kristi Echelberry	1991-92	.568
5. Dorothy Bowers	1985-86	.560
6. Dorothy Bowers	1987-88	.552
7. Tiara Scott	2007-08	.545
8. Ann Marie Martin	1994-95	.539
8t. Ann Marie Martin	1995-96	.539
10. Michelle Holmes	2005-06	.531

FREE THROWS MADE

1. Brianne Kenneally	1999-00	140
2. Tiara Scott	2007-08	120
3. Dorothy Collins	1985-86	119
4. Liz Hauger	1996-97	118
5. Brianne Kenneally	1998-99	116
5t. Liz Hauger	1995-96	116
7. Ann Marie Martin	1997-98	108
8. Dorothy Bowers	1986-87	104
9. Ashlee Russo	2005-06	103
10. Missy Young	1998-99	101

FREE THROWS ATTEMPTED

1. Dorothy Bowers	1985-86	194
2. Brianne Kenneally	1999-00	173
3. Tiara Scott	2007-08	157
3t. Wanda Grant	1980-81	157
5. Missy Young	1998-99	156
6. Liz Hauger	1996-97	146
6t. Liz Hauger	1995-96	146
8. Ashlee Russo	2005-06	144
9. Missy Young	1999-00	140
10. Margaret Somple	1989-90	137
10t. Dorothy Bowers	1986-87	137

FREE THROW PERCENTAGE

1. Ann Marie Martin	1997-98	.907
2. Jen Perugini	2002-03	.890
3. Jen Lyden	2000-01	.882
4. Brianne Kenneally	1998-99	.859
5. Leslie Majewski	1998-99	.848
6. Kristy Gaudiose	2005-06	.847
7. Lisa Rotunno	1998-99	.842
8. Caroline McCombs	1996-97	.838
9. Ann Marie Martin	1994-95	.833
10. Caroline McCombs	1997-98	.832


CONSECUTIVE FREE THROWS

1. Brianne Kenneally	2/13-3/1/99	35
2. Jen Perugini	2/28/02-1/8/03	32
3. Liz Hauger	2/10-2/28/96	28
4. Ann Marie Martin	1/10-1/31/98	26
4t. Kristi Echelberry	1/14-2/17/92	26
6. Tiara Scott	12/19/07-1/19/08	25
7. Dorothy Bowers	12/27/87-1/9/88	22
8. Brianne Kenneally	1/6-1/15/00	19
9. Dorothy Bowers	1/16-1/23/88	19
10. Liz Hauger	1/8-2/1/97	18

PENGUINS BASKETBALL

New Coach. New Court. New Culture.

RECORDS > INDIVIDUAL SEASON RECORDS



Danielle Carson's 269 assists are the most in a single season in YSU history. She also holds the career assists record with 573.

ASSISTS

1. Danielle Carson	1985-86	269
2. Cindy Diatko	1978-79	214
3. Carol Nee	1987-88	190
4. Lauren Branson	2007-08	167
5. Tanja Simione	1986-87	162
6. Lauren Branson	2004-05	159
7. Dianne Rappach	1990-91	154
8. Margaret Peters	1983-84	151
9. Margaret Peters	1984-85	149
9t. Caroline McCombs	1997-98	149

ASSISTS AVERAGE

1. Cindy Diatko	1978-79	10.70
2. Danielle Carson	1985-86	9.61
3. Cindy Diatko	1977-78	7.33
4. Carol Nee	1987-88	6.79
5. Margaret Peters	1983-84	6.29
6. Tanja Simione	1986-87	6.00
7. Lauren Branson	2004-05	5.68
8. Margaret Peters	1984-85	5.52
9. Dianne Rappach	1990-91	5.50
10. Lauren Branson	2007-08	5.38

STEALS

1. Colleen Cook	1997-98	145
2. Colleen Cook	1996-97	105
3. Colleen Cook	1995-96	95
4. Danielle Carson	1985-86	91
5. Vicki Lawrence	1978-79	90
6. Dianne Rappach	1990-91	87
7. Margaret Peters	1982-83	85
8. Dianne Rappach	1989-90	83
8t. Cindy Diatko	1978-79	83
10. Cindy Diatko	1977-78	77

STEALS AVERAGE

1. Cindy Diatko	1977-78	5.20
2. Colleen Cook	1997-98	4.68
3. Cindy Diatko	1978-79	4.15
4. Vicki Lawrence	1977-78	4.14
5. Vicki Lawrence	1978-79	3.91
6. Colleen Cook	1996-97	3.62
7. Colleen Cook	1995-96	3.28
8. Danielle Carson	1985-86	3.25
9. Margaret Peters	1982-83	3.15
10. Dianne Rappach	1990-91	3.11

BLOCKED SHOTS

1. Donna Djorovic	1992-93	85
2. Margaret Somple	1990-91	50
3. Donna Djorovic	1990-91	49
4. Tara Fleming	2004-05	45
5. Tara Fleming	2003-04	43
6. Donna Djorovic	1991-92	40
7. Jen Perugini	2002-03	35
8. Ashley Pendleton	2007-08	33
9. Jenny Horner	2001-02	32
9. Ann Marie Martin	1997-98	32

3-POINT FIELD GOALS MADE

1. Heather Karner	2007-08	87
2. Tiffany Adams	1992-93	79
3. Leslie Majewski	1999-2000	70
4. Devin Novak	2002-03	69
5. Barb Fabianova	2004-05	66
6. Dianne Rappach	1990-91	63
7. Shannon Beach	1997-98	57
7t. Shannon Beach	1996-97	57
9. Kristy Gaudiose	2005-06	55
10. Dianne Rappach	1989-90	54

3-POINT FIELD GOALS ATTEMPTED

1. Heather Karner	2007-08	235
2. Tiffany Adams	1992-93	217
3. Barb Fabianova	2004-05	171
4. Leslie Majewski	1999-2000	169
5. Kristy Gaudiose	2005-06	166
6. Dianne Rappach	1990-91	154
7. Monique Godfrey	2006-07	153
8. Shannon Beach	1996-97	152
8. Leslie Majewski	1998-99	152
10. Heather Karner	2006-07	150

3-POINT FIELD GOAL PERCENTAGE

1. Heather Harris	2001-02	.495
2. Leslie Majewski	1997-98	.426
3. Lisa Rotunno	1998-99	.419
4. Devin Novak	2000-01	.415
5. Leslie Majewski	1999-2000	.414
5t. Heather Harris	2000-01	.414
7. Dianne Rappach	1990-91	.409
8. Liz Hauger	1996-97	.408
9. Shannon Beach	1997-98	.407
10. Caroline McCombs	1995-96	.397
10t. Cathy Hartman	1992-93	.397

GAMES PLAYED

1. Lauren Branson	2007-08	31
1t. Heather Karner	2007-08	31
1t. Ashley Pendleton	2007-08	31
1t. Jessica Schloemp	2007-08	31
1t. Tiara Scott	2007-08	31
1t. Brianne Kenneally	1999-2000	31
1t. Leslie Majewski	1999-2000	31
1t. Darbi O'Brien	1999-2000	31
1t. Missy Young	1999-2000	31
1t. Jen Lyden	1999-2000	31
1t. Nikki Pope	1999-2000	31
1t. Alyson Vogrin	1999-2000	31
1t. Colleen Cook	1997-98	31
1t. Teresita Jones	1997-98	31
1t. Ann Marie Martin	1997-98	31
1t. Caroline McCombs	1997-98	31

GAMES STARTED

1. Lauren Branson	2007-08	31
1t. Heather Karner	2007-08	31
1t. Jessica Schloemp	2007-08	31
1t. Brianne Kenneally	1999-2000	31
1t. Missy Young	1999-2000	31
1t. Colleen Cook	1997-98	31
1t. Teresita Jones	1997-98	31
1t. Ann Marie Martin	1997-98	31
1t. Caroline McCombs	1997-98	31
10. Leslie Majewski	1999-2000	30



Heather Karner buried a school-record 87 3-pointers during the 2007-08 season.

PENGUINS BASKETBALL

New Coach. New Court. New Culture.

RECORDS > INDIVIDUAL CAREER RECORDS

POINTS SCORED

1. __ Dorothy Bowers	1984-88	2,324
2. __ Wanda Grant	1980-81	1,829
3. __ Danielle Carson	1982-86	1,697
4. __ Ann Marie Martin	1994-98	1,631
5. __ Margaret Somple	1986-91	1,579
6. __ Caroline McCombs	1994-98	1,577
7. __ Brianne Kenneally	1997-2001	1,471
8. __ Liz Hauger	1993-97	1,468
9. __ Holly Seimetz	1978-82	1,294
10. __ Kristi Echelberry	1991-95	1,281
11. __ Jen Perugini	2001-05	1,202
12. __ Dianne Rappach	1988-92	1,198
13. __ Shannon Beach	1993-98	1,148
14. __ Margaret Peters	1981-85	1,084
15. __ Vicki Lawrence	1977-81	1,069
16. __ Leslie Majewski	1996-2000	1,000
17. __ Rachel Cowley	1989-93	974
18. __ Donna Wertz	1988-92	916
19. __ Donna Djorovic	1989-93	915
20. __ Jenny Woodward	1987-91	897
21. __ Cathy Hanek	2000-05	882
22. __ Teresita Jones	1994-98	852
23. __ Mary Jo Vodenichar	1983-85	823
23. __ Tanja Simione	1984-88	823
25. __ Linda Fredericks	1975-79	742
26. __ Heather Karner	2006-08	740
27. __ Missy Young	1996-2000	710
28. __ Jessica Schloemp	2004-08	698
29. __ Debbie Burkett	1985-86	694
30. __ Jenna Rex	1988-92	682

SCORING AVERAGE

1. __ Wanda Grant	1977-81	23.2
2. __ Dorothy Bowers	1984-88	21.5
3. __ Mary Jo Vodenichar	1983-85	16.1
4. __ Danielle Carson	1982-86	16.0
5. __ Vicki Lawrence	1977-81	15.1
6. __ Brianne Kenneally	1997-2001	14.7
6. __ Holly Seimetz	1978-82	14.7
8. __ Ann Marie Martin	1994-98	13.9
8. __ Margaret Somple	1986-91	13.9
10. __ Caroline McCombs	1994-98	13.7

REBOUNDS

1. __ Wanda Grant	1977-81	1,179
2. __ Dorothy Bowers	1984-88	1,083
3. __ Holly Seimetz	1978-82	939
4. __ Jen Perugini	2001-05	905
5. __ Margaret Somple	1986-91	856
6. __ Kristi Echelberry	1991-95	762
7. __ Danielle Carson	1982-86	749
8. __ Ann Marie Martin	1994-98	711
9. __ Shannon Beach	1993-98	690
10. __ Jessica Schloemp	2004-08	618



Wanda Grant's career 23.2 scoring average and 14.9 rebounds per game from 1977-81 remain the school record.

REBOUNDING AVERAGE

1. __ Wanda Grant	1977-81	14.9
2. __ Holly Seimetz	1978-82	10.7
3. __ Dorothy Bowers	1984-88	10.0
4. __ Jen Perugini	2001-05	8.3
5. __ Linda Fredericks	1975-79	8.1
6. __ Margaret Somple	1986-91	7.5
7. __ Shannon Beach	1993-98	7.3
8. __ Danielle Carson	1982-86	7.1
8. __ Kristi Echelberry	1991-95	7.1
10. __ Ann Marie Martin	1994-98	6.1

FREE THROWS MADE

1. __ Brianne Kenneally	1997-2001	373
2. __ Dorothy Bowers	1984-88	370
3. __ Liz Hauger	1993-97	328
4. __ Kristi Echelberry	1991-95	323
5. __ Ann Marie Martin	1994-98	303
6. __ Margaret Somple	1986-91	285
7. __ Caroline McCombs	1994-98	279
8. __ Shannon Beach	1993-98	252
9. __ Danielle Carson	1982-86	247
10. __ Wanda Grant	1977-81	243

FREE THROW ATTEMPTS

1. __ Dorothy Bowers	1984-88	545
2. __ Brianne Kenneally	1997-2001	462
3. __ Wanda Grant	1977-81	449
4. __ Margaret Somple	1986-91	434
5. __ Liz Hauger	1993-97	433
6. __ Kristi Echelberry	1991-95	423
7. __ Danielle Carson	1982-86	405
8. __ Ann Marie Martin	1994-98	369
9. __ Caroline McCombs	1994-98	356
10. __ Shannon Beach	1993-98	355

FREE THROW PERCENTAGE


1. __ Lauren Branson	2004-08	.825
2. __ Ann Marie Martin	1994-98	.821
3. __ Jen Perugini	2001-05	.815
4. __ Brianne Kenneally	1997-2001	.807
4. __ Leslie Majewski	1996-2000	.807
6. __ Mary Jo Vodenichar	1983-85	.799
7. __ Stephanie Coie	1985-89	.787
8. __ Caroline McCombs	1994-98	.784
9. __ Dianne Rappach	1988-92	.778
10. __ Kristi Echelberry	1991-95	.764

FIELD GOALS MADE

1. __ Dorothy Bowers	1984-88	977
2. __ Wanda Grant	1977-81	793
3. __ Danielle Carson	1982-86	725
4. __ Ann Marie Martin	1994-98	637
5. __ Caroline McCombs	1994-98	577
6. __ Holly Seimetz	1978-82	535
7. __ Liz Hauger	1993-97	528
8. __ Brianne Kenneally	1997-2001	485
9. __ Jen Perugini	2001-05	477
10. __ Kristi Echelberry	1991-95	473

FIELD GOALS ATTEMPTED

1. __ Dorothy Bowers	1984-88	1,796
2. __ Danielle Carson	1982-86	1,721
3. __ Wanda Grant	1977-81	1,529
4. __ Margaret Somple	1986-91	1,282
5. __ Caroline McCombs	1994-98	1,250
6. __ Liz Hauger	1993-97	1,226
7. __ Ann Marie Martin	1994-98	1,202
8. __ Brianne Kenneally	1997-2001	1,181
9. __ Margaret Peters	1981-85	1,126
10. __ Dianne Rappach	1988-92	1,090



Lauren Branson made a YSU record 82.5 percent of her free throws from 2004-08.

PENGUINS BASKETBALL

New Coach. New Court. New Culture.

RECORDS > INDIVIDUAL CAREER RECORDS



Dianne Rappach sank 198 3-pointers during her career from 1988-92.

FIELD GOAL PERCENTAGE

1. __ Dorothy Bowers	1984-88	.544
2. __ Ann Marie Martin	1994-95	.530
3. __ Holly Seimetz	1978-82	.521
4. __ Wanda Grant	1977-81	.519
5. __ Kristi Echelberry	1991-95	.506
6. __ Margaret Somple	1986-91	.486
7. __ Mary Jo Vodenichar	1983-85	.480
8. __ Vicki Lawrence	1977-81	.474
9. __ Jen Perugini	2001-05	.465
10. __ Caroline McCombs	1994-98	.462
10. __ Donna Wertz	1988-92	.452

3-POINT FIELD GOALS MADE

1. __ Dianne Rappach	1988-92	198
2. __ Leslie Majewski	1996-2000	166
3. __ Cathy Hanek	2000-05	153
4. __ Shannon Beach	1993-98	146
4. __ Caroline McCombs	1994-98	146
6. __ Heather Karner	2006-08	139
7. __ Barb Fabianova	2001-05	133
8. __ Devin Novak	2000-03	129
9. __ Brianne Kenneally	1997-2001	128
10. __ Tiffany Adams	1988-93	101

3-POINT FIELD GOALS ATTEMPTED

1. __ Dianne Rappach	1988-92	525
2. __ Cathy Hanek	2000-05	456
3. __ Leslie Majewski	1996-2000	430
4. __ Caroline McCombs	1994-98	393
5. __ Brianne Kenneally	1997-2001	392
6. __ Heather Karner	2006-08	385
7. __ Barb Fabianova	2001-05	382
8. __ Shannon Beach	1993-98	376
9. __ Devin Novak	2000-03	326
10. __ Kristy Gaudiose	2003-06	300

3-POINT FIELD GOAL PERCENTAGE

1. __ Heather Harris	2000-02	.466
2. __ Devin Novak	2000-03	.396
3. __ Stephanie Coie	1985-88	.393
4. __ Shannon Beach	1993-98	.388
5. __ Leslie Majewski	1996-2000	.386
6. __ Dianne Rappach	1988-92	.377
7. __ Donna Wertz	1988-92	.375
8. __ Caroline McCombs	1994-98	.372
9. __ Tiffany Adams	1988-93	.362
10. __ Heather Karner	2006-08	.361

STEALS

1. __ Colleen Cook	1994-98	384
2. __ Danielle Carson	1982-86	288
3. __ Dianne Rappach	1988-92	275
4. __ Margaret Peters	1981-85	249
5. __ Margaret Somple	1986-91	242
6. __ Caroline McCombs	1994-98	236
7. __ Liz Hauger	1993-97	202
8. __ Vicki Lawrence	1977-81	199
9. __ Stephanie Coie	1985-89	191
9. __ Jeanna Rex	1988-92	191

STEALS AVERAGE

1. __ Colleen Cook	1994-98	3.31
2. __ Vicki Lawrence	1977-81	2.80
3. __ Danielle Carson	1982-86	2.72
4. __ Margaret Peters	1981-85	2.49
5. __ Dianne Rappach	1988-92	2.48
6. __ Margaret Somple	1986-91	2.12
7. __ Caroline McCombs	1994-98	2.05
8. __ Stephanie Coie	1985-89	1.93
9. __ Jenna Rex	1988-92	1.85
10. __ Brianne Kenneally	1997-2001	1.71

ASSISTS

1. __ Danielle Carson	1982-86	573
2. __ Margaret Peters	1981-85	533
3. __ Dianne Rappach	1988-92	503
4. __ Lauren Branson	2004-08	493
4. __ Caroline McCombs	94-98	493
6. __ Colleen Cook	1994-98	447
7. __ Tanja Simione	1984-88	376
8. __ Rachel Cowley	1989-93	325
9. __ Cindy Diatko	1977-79	324
10. __ Brianne Kenneally	1997-2001	314

ASSISTS AVERAGE

1. __ Cindy Diatko	1977-79	9.26
2. __ Carol Nee	1986-88	5.53
3. __ Danielle Carson	1982-86	5.41
4. __ Margaret Peters	1981-85	5.33
5. __ Lauren Branson	2004-08	4.99
6. __ Dianne Rappach	1988-92	4.53
7. __ Caroline McCombs	1994-98	4.29
8. __ Margaret Peters	1981-85	4.24
9. __ Colleen Cook	1994-98	3.85
10. __ Tanja Simione	1984-88	3.54

BLOCKS

1. __ Donna Djorovic	1989-93	196
2. __ Tara Fleming	2001-05	125
3. __ Margaret Somple	1986-91	123
4. __ Jen Perugini	2001-05	107
5. __ Julie Bray	1986-90	77
6. __ Ann Marie Martin	1994-98	72
7. __ Teresita Jones	1994-98	65
8. __ Dorothy Collins	1984-88	61
9. __ Ashley Pendleton	2005-Pres.	60
9. __ Margaret Porter	1981-85	60

GAMES PLAYED

1. __ Leslie Majewski	1996-2000	120
2. __ Ann Marie Martin	1994-98	117
3. __ Colleen Cook	1994-98	116
4. __ Caroline McCombs	1994-98	115
4t. __ Teresita Jones	1994-98	115
6. __ Jessica Schloemp	2004-05	114
6t. __ Margaret Somple	1986-91	114
8. __ Cathy Hanek	2000-05	111
8t. __ Dianne Rappach	1988-92	111
10. __ Jenny Woodward	1987-91	110

GAMES STARTED

1. __ Caroline McCombs	1994-98	112
2. __ Margaret Somple	1986-91	106
3. __ Danielle Carson	1982-86	104
4. __ Dianne Rappach	1988-92	103
5. __ Lauren Branson	2004-08	93
6. __ Dorothy Bowers	1984-88	92
7. __ Liz Hauger	1993-97	89
8. __ Colleen Cook	1994-98	88
9. __ Jessica Schloemp	2004-08	86
9t. __ Jen Perugini	2001-05	86



Caroline McCombs started a school record 112 games from 1994-98.

PENGUINS BASKETBALL

New Coach. New Court. New Culture.

RECORDS > BEEGLY CENTER RECORDS

Team Records

Most Points (Game)

117 vs. Valparaiso, 3/5/93

Most Points (Half)

66 vs. Chicago State (Second), 1/5/98

Most Points (Two Teams)

223, YSU (117) vs. Valparaiso (106)

Most Field Goals Made

44 vs. Malone, 12/29/90

Most Field Goals Made (Two Teams)

72, YSU (35) vs. West Virginia (37), 12/16/95
72, YSU (42) vs. E. Kentucky (30), 2/14/87

Most Field Goal Attempts

90 vs. Chicago State, 1/12/91

Highest Field Goal Percentage

.688 (33-of-48) vs. Western Illinois, 2/23/98

Most 3-Pt Field Goals Made

15 vs. Clemson, 12/19/03

Most 3-Pt Field Goal Attempts

35 vs. Wright State, 1/15/94

Most Free Throws Made

35 vs. Oakland, 1/4/99
35 vs. Chicago State, 1/5/98

Most Free Throws Made (Two Teams)

56, YSU (19) vs. Akron (37), 1/4/86

Most Free Throw Attempts

43 vs. Clarion, 12/21/06

Most Free Throw Attempts (Two Teams)

76, YSU (26) vs. Akron (50), 1/4/86

Highest Free Throw Percentage

.946 (35-of-37) vs. Chicago State, 1/5/98

Most Rebounds

75 vs. Duquesne, 1/5/91

Most Assists

37 vs. Northeastern Illinois, 1/3/98

Most Rebounds (Two Teams)

117, YSU (75) vs. Duquesne (42), 1/5/91

Most Fouls

37 vs. Akron, 1/4/86

Most Fouls (Two Teams)

60, YSU (37) vs. Akron (23), 1/4/86

Most Disqualifications

4 vs. Akron, 1/4/86

Individual Records

Most Points

46, Dorothy Bowers vs. Kent State, 12/30/87

Most Field Goals Made

19, Dorothy Bowers vs. Kent State, 12/30/87

Most Field Goal Attempts

33, Wanda Grant vs. Cleveland St., 12/28/79

Highest Field Goal Percentage

.923, Teresita Jones vs. NE Illinois, 1/3/98

Most Free Throws Made

15, Kristi Echelberry vs. Buffalo, 3/6/95

Most Free Throw Attempts

18, Kristi Echelberry vs. Buffalo, 3/6/95
18, Kristi Echelberry vs. UIC, 2/14/94

Highest Free Throw Percentage

1.000, Several Times

Most Assists

15, Danielle Carson vs. Murray State, 2/24/86

Most Steals

9, Colleen Cook vs. NE Illinois, 1/3/98
9, Colleen Cook vs. Troy State, 1/27/96
9, Danielle Carson vs. Westminster, 2/5/83
9, Wanda Grant vs. Toledo, 1/31/81
9, Vicki Lawrence vs. Marshall, 1/19/80

Most 3-Pt Field Goals Made

7, Kristy Gaudiose vs. Cleveland State, 1/19/06
7, Devin Novak vs. Clemson, 12/19/03
7, Leslie Majewski vs. Kent State, 12/11/99
7, Leslie Majewski vs. Oakland, 1/29/00

Most 3-Pt Field Goal Attempts

12, Kristy Gaudiose vs. Cleveland State, 1/19/06

Most Rebounds

25, Wanda Grant vs. Cleveland State, 1/28/81



Leslie Majewski is the only player to sink seven treys twice at Beeghly Center.

Opponent Records

Most Points (Team)

106, Valparaiso, 3/5/93

Most Field Goals Made (Team)

41, Kent State, 12/11/93

Most 3-Pt Field Goals Made (Team)

12, Butler, 12/30/06
12, Green Bay, 2/19/03

Most 3-Pt Field Goal Attempts (Team)

37, UMKC, 1/23/95

Most Free Throws Made (Team)

37, Akron, 1/4/86

Most Points (Individual)

41, Jody Imbrie, Grove City, 1/29/83

Most Field Goals Made

14, Lisa Szymczak, West Virginia, 11/30/93
14, Lisa Szymczak, West Virginia, 12/16/95

Most Field Goal Attempts

27, Joy Imbrie, Grove City, 1/29/83

Highest Field Goal Percentage


1.000, Renay Adams, Tennessee Tech, 1/18/88
1.000, Cheryl Taylor, Tennessee Tech, 1/21/85

Most Free Throws Made

15, Jody Imbrie, Grove City, 1/29/83

Most 3-Point Field Goals Made

5, 10 times
m.r. Kailey Klein, Cleveland State, 2/23/08



Teresita Jones was 12-of-13 against Northeastern Illinois on Jan. 3, 1998 for a Beeghly record .923 percentage.

PENGUINS BASKETBALL

New Coach. New Court. New Culture.

RECORDS > CLASS RECORDS

Freshman

■ Points

1. Caroline McCombs	1994-95	346
2. Danielle Carson	1982-83	345
3. Ann Marie Martin	1994-95	323
4. Debbie Burkett	1985-86	276
5. Kristi Echelberry	1991-92	271
6. Jen Perugini	2001-02	270
7. Dianne Rappach	1988-89	261
8. Dorothy Bowers	1984-85	254
9. Wanda Grant	1977-78	246
10. Vicki Lawrence	1977-78	220

■ Rebounds

1. Jen Perugini	2001-02	239
2. Holly Seimetz	1978-79	232
3. Wanda Grant	1977-78	231
4. Ann Marie Martin	1994-95	194
5. Dorothy Bowers	1984-85	190
6. Danielle Carson	1982-83	174
7. Teresita Jones	1994-95	142
8. Margaret Somple	1986-87	137
8. Debbie Burkett	1985-86	137
8. Linda Fredericks	1975-76	137

■ Assists

1. Lauren Branson	2004-05	159
2. Dianne Rappach	1988-89	106
3. Margaret Peters	1981-82	93
4. Danielle Carson	1982-83	90
5. Caroline McCombs	1994-95	85
6. Kristy Gaudiose	2003-04	71
7. Barb Fabianova	2001-02	64
8. Holly Seimetz	1978-79	61
9. Colleen Cook	1994-95	56
10. Cathy Hanek	2000-01	53

■ Steals

1. Danielle Carson	1982-83	68
2. Cyndi Buchanan	1975-76	63
3. Dianne Rappach	1988-89	59
4. Caroline McCombs	1994-95	58
4. Vicki Lawrence	1977-78	58
6. Marilyn Colla	1976-77	52
7. Lauren Branson	2004-05	44
7. Wanda Grant	1977-78	44
9. Colleen Cook	1994-95	39
9. Margaret Somple	1986-87	39
9. Margaret Peters	1981-82	39

■ Blocks

1. Jen Perugini	2001-02	30
2. Donna Djorovic	1989-90	22
3. Margaret Somple	1986-87	21
4. Tara Fleming	2001-02	17
5. Julie Bray	1986-87	16
6. Teresita Jones	1994-95	14
6. Kristi Echelberry	1991-92	14
8. Ann Marie Martin	1994-95	12
9. Darbi O'Brien	1998-99	9
9. Rachel Cowley	1989-90	9
9. Heather Bango	1988-89	9
9. Margaret Porter	1981-82	9

Sophomore

■ Points

1. Dorothy Bowers	1985-86	669
2. Brianne Kenneally	1997-98	457
2. Wanda Grant	1977-78	457
4. Margaret Somple	1986-87	424
5. Danielle Carson	1983-84	419
6. Caroline McCombs	1995-96	408
7. Heather Harris	2001-02	402
8. Vicki Lawrence	1977-78	372
9. Jen Perugini	2002-03	356
10. Kristi Echelberry	1992-93	353

■ Rebounds

1. Wanda Grant	1978-79	330
2. Dorothy Bowers	1985-86	326
3. Shannon Beach	1995-96	248
4. Jen Perugini	2002-03	227
5. Kristi Echelberry	1992-93	219
6. Margaret Somple	1987-88	202
7. Jessica Schloemp	2005-06	198
8. Danielle Carson	1983-84	184
9. Donna Djorovic	1990-91	181
10. Ann Marie Martin	1995-96	165

■ Assists

1. Caroline McCombs	1995-96	144
2. Dianne Rappach	1989-90	140
3. Margaret Peters	1982-83	140
4. Vicki Lawrence	1978-79	129
5. Colleen Cook	1995-96	123
6. Lauren Branson	2006-07	121
7. Stephanie Coie	1986-87	108
8. Jessica Olmstead	2002-03	107
9. Liz Hauger	1994-95	100
10. Tanja Simione	1985-86	88

■ Steals

1. Colleen Cook	1995-96	95
2. Vicki Lawrence	1978-79	90
3. Margaret Peters	1982-83	85
4. Dianne Rappach	1989-90	83
5. Jenna Rex	1989-90	62
5. Stephanie Coie	1986-87	62
5. Dorothy Bowers	1985-86	62
8. Linda Fredericks	1976-77	61
9. Margaret Somple	1987-88	60
10. Wanda Grant	1978-79	59

■ Blocks

1. Donna Djorovic	1990-91	49
2. Jen Perugini	2002-03	35
3. Teresita Jones	1995-96	29
3. Nikita LaFleur	2006-07	29
5. Jessica Schloemp	2005-06	28
6. Darbi O'Brien	1999-00	25
7. Ann Marie Martin	1995-96	25
8. Margaret Porter	1982-83	23
9. Ashley Pendleton	2006-07	22
10. Tara Fleming	2002-03	21

Junior

■ Points

1. Dorothy Bowers	1986-87	618
2. Brianne Kenneally	1999-00	579
3. Margaret Somple	1989-90	491
4. Liz Hauger	1995-96	477
5. Danielle Carson	1984-85	467
6. Ann Marie Martin	1996-97	449
7. Holly Seimetz	1980-81	434
8. Wanda Grant	1979-80	416
9. Tiara Scott	2007-08	405
10. Caroline McCombs	1996-97	386

■ Rebounds

1. Holly Seimetz	1980-81	255
2. Margaret Somple	1989-90	253
3. Shannon Beach	1996-97	248
4. Dorothy Bowers	1986-87	242
5. Wanda Grant	1979-80	236
6. Mary Jo Vodenichar	1983-84	217
7. Missy Young	1998-99	215
8. Evelyn Rohland	1981-82	212
9. Tiara Scott	2007-08	203
10. Kristi Echelberry	1993-94	200

■ Assists

1. Tanja Simione	1986-87	162
2. Dianne Rappach	1990-91	154
3. Margaret Peters	1983-84	151
4. Colleen Cook	1996-97	141
5. Danielle Carson	1984-85	137
6. Brianne Kenneally	1999-00	130
7. Rachel Cowley	1991-92	117
8. Caroline McCombs	1996-97	114
9. Cindy Diatko	1977-78	110
10. Leslie Majewski	1998-99	100

■ Steals

1. Colleen Cook	1996-97	105
2. Dianne Rappach	1990-91	87
3. Cindy Diatko	1977-78	78
4. Danielle Carson	1984-85	73
5. Liz Hauger	1995-96	72
6. Brianne Kenneally	1999-00	70
7. Leslie Majewski	1998-99	63
8. Margaret Somple	1989-90	59
9. Caroline McCombs	1996-97	53
10. Margaret Peters	1983-84	52

■ Blocks

1. Tara Fleming	2003-04	43
2. Donna Djorovic	1991-92	40
3. Ashley Pendleton	2007-08	33
4. Julie Bray	1988-89	31
5. Margaret Somple	1989-90	28
6. Evelyn Rohland	1981-82	22
7. Jessica Forsythe	2002-03	17
7. Dorothy Bowers	1986-87	17
7. Margaret Porter	1983-84	17
10. Jen Perugini	2003-04	14
10. Kristi Echelberry	1993-94	14
10. Tiara Scott	2007-08	14

Senior

■ Points

1. Dorothy Bowers	1987-88	783
2. Wanda Grant	1980-81	710
3. Liz Hauger	1996-97	543
4. Ann Marie Martin	1997-98	502
5. Mary Jo Vodenichar	1984-85	470
6. Danielle Carson	1985-86	466
7. Margaret Somple	1990-91	465
8. Donna Wertz	1991-92	454
9. Caroline McCombs	1997-98	437
10. Heather Karner	2007-08	434

■ Rebounds

1. Wanda Grant	1980-81	381
2. Dorothy Bowers	1987-88	325
3. Jen Perugini	2004-05	288
4. Holly Seimetz	1981-82	283
5. Donna Djorovic	1992-93	282
6. Missy Young	1999-00	246
7. Margaret Somple	1990-91	241
8. Donna Wertz	1991-92	229
9. Jessica Schloemp	2007-08	226
10. Mary Jo Vodenichar	1984-95	223

■ Assists

1. Danielle Carson	1985-86	269
2. Cindy Diatko	1978-79	214
3. Carol Nee	1987-88	190
4. Lauren Branson	2007-08	167
5. Caroline McCombs	1997-98	149
5. Margaret Peters	1984-85	149
7. Colleen Cook	1997-98	134
8. Maggie Johnston	2002-03	114
9. Rachel Cowley	1992-93	112
10. Tanja Simione	1987-88	110

■ Steals

1. Colleen Cook	1997-98	145
2. Danielle Carson	1985-86	91
3. Cindy Diatko	1978-79	83
4. Margaret Somple	1990-91	77
4. Stephanie Coie	1988-89	77
6. Margaret Peters	1984-85	73
7. Caroline McCombs	1997-98	70
8. Tiffany Adams	1992-93	67
9. Liz Hauger	1996-97	65
10. Teresita Jones	1997-98	62

■ Blocks

1. Donna Djorovic	1992-93	85
2. Margaret Somple	1990-91	50
3. Tara Fleming	2004-05	45
4. Jenny Horner	2001-02	32
4. Ann Marie Martin	1997-98	32
6. Jen Perugini	2004-05	28
7. Holly Seimetz	1981-82	28
8. Jessica Schloemp	2007-08	25
9. Dorothy Bowers	1987-88	23
10. Rachel Cowley	1992-93	21
10. Julie Bray	1989-90	21

PENGUINS BASKETBALL


New Coach. New Court. New Culture.

RECORDS > YEAR-BY-YEAR RESULTS


Year	Coach	Overall	OVC	Mid-Con	Horizon	Home	Away	Neutral	Conf. Tourn	NCAA Tourn.
1975-76	Joyce Ramsey	9-4 (.692)	--	--	--	3-2	5-1	1-1	--	--
1976-77	Joyce Ramsey	13-4 (.765)	--	--	--	5-0	6-2	2-2	--	--
1977-78	Joyce Ramsey	9-6 (.600)	--	--	--	4-4	5-1	0-1	--	--
1978-79	Joyce Ramsey	19-3 (.864)	--	--	--	8-0	8-1	3-2	--	--
1979-80	Joyce Ramsey	13-5 (.722)	--	--	--	7-1	6-3	0-1	--	--
1980-81	Joyce Ramsey	20-5 (.800)	--	--	--	9-0	7-3	4-2	--	--
1981-82	Joyce Ramsey	10-12 (.455)	--	--	--	6-3	1-7	3-2	0-1 (OVC)	--
Ramsey Totals (7 yrs.)		93-39 (.705)	--	--	--	43-10	38-17	13-11	0-1 (OVC)	--
1982-83	Jeff Cohen	11-16 (.407)	--	--	--	5-6	4-7	2-3	0-1 (OVC)	--
Cohen Total (1 yr.)		11-16 (.407)	--	--	--	5-6	4-7	2-3	0-1 (OVC)	--
1983-84	Ed DiGregorio	7-17 (.292)	3-10	--	--	5-5	1-9	1-3	--	--
1984-85	Ed DiGregorio	14-13 (.519)	5-9	--	--	9-3	3-9	2-1	--	--
1985-86	Ed DiGregorio	12-16 (.429)	8-6	--	--	5-4	6-9	1-3	0-1 (OVC)	--
1986-87	Ed DiGregorio	13-14 (.481)	6-8	--	--	9-3	3-9	1-2	--	--
1987-88	Ed DiGregorio	18-10 (.643)	9-5	--	--	13-1	5-7	0-2	0-1 (OVC)	--
1988-89	Ed DiGregorio	14-14 (.500)	--	--	--	8-1	6-12	0-1	--	--
1989-90	Ed DiGregorio	17-10 (.630)	--	--	--	10-5	6-4	1-1	--	--
1990-91	Ed DiGregorio	24-4 (.857)	--	--	--	13-0	11-4	0-0	--	--
1991-92	Ed DiGregorio	19-9 (.679)	--	--	--	13-2	5-7	1-0	--	--
1992-93	Ed DiGregorio	17-11 (.607)	--	11-5	--	8-4	7-6	2-1	1-1 (Mid-Con)	--
1993-94	Ed DiGregorio	6-20 (.231)	--	3-15	--	2-11	3-9	1-0	--	--
1994-95	Ed DiGregorio	17-11 (.607)	--	14-4	--	11-2	4-8	2-1	2-1 (Mid-Con)	--
1995-96	Ed DiGregorio	20-9 (.690)	--	14-4	--	10-4	8-5	2-0	3-0 (Mid-Con)	0-1
1996-97	Ed DiGregorio	23-6 (.793)	--	13-3	--	10-1	11-4	2-1	2-1 (Mid-Con)	--
1997-98	Ed DiGregorio	28-3 (.903)	--	15-1	--	12-1	11-2	5-0	3-0 (Mid-Con)	1-1
1998-99	Ed DiGregorio	20-9 (.690)	--	10-4	--	12-1	5-7	3-1	2-1 (Mid-Con)	--
1999-00	Ed DiGregorio	22-9 (.710)	--	12-4	--	9-2	9-7	4-0	3-0 (Mid-Con)	0-1
2000-01	Ed DiGregorio	10-18 (.357)	--	6-10	--	7-7	3-9	0-2	0-1 (Mid-Con)	--
2001-02	Ed DiGregorio	12-16 (.429)	--	--	8-8	7-4	5-12	0-0	0-1 (Horizon)	--
2002-03	Ed DiGregorio	6-22 (.214)	--	--	3-13	4-9	2-11	0-2	0-1 (Horizon)	--
DiGregorio Totals (20 yrs.)		319-241 (.570)	31-38	98-50	11-21	177-70	114-150	28-21	16-9	1-3
2003-04	Tisha Hill	4-24 (.143)	--	--	2-14	3-9	1-7	0-1	0-1	--
2004-05	Tisha Hill	12-16 (.429)	--	--	6-10	7-6	5-9	0-1	0-1	--
2005-06	Tisha Hill	8-20 (.286)	--	--	4-12	5-7	3-12	0-1	0-1	--
2006-07	Tisha Hill	7-21 (.250)	--	--	5-11	5-8	2-12	0-1	0-1	--
2007-08	Tisha Hill	14-17 (.452)	--	--	8-10	7-6	6-11	1-0	1-1	--
Hill Totals (5 Yrs.)		45-97 (.317)	--	--	25-57	27-36	17-51	1-4	1-5	--



Joyce Ramsey
1975-82
7 Years
93-39 • .705



Jeff Cohen
1982-93
1 Year
11-16 • .407



Ed DiGregorio
1983-2003
20 Years
319-241 • .570



Tisha Hill
2003-08
5 Years
45-97 • .317



Joined by Nikki Pope, Brianne Kenneally, Jen Lyden, Amanda Scott and Alyson Vogrin, Ed DiGregorio celebrates his 300th victory as head coach of the Penguins against Valparaiso on Feb. 10, 2001.

PENGUINS BASKETBALL

New Coach. New Court. New Culture.


RECORDS > ANNUAL STAT LEADERS

FIELD GOALS MADE

1975-76	Cheryl Kozak	89	2002-03	Devin Novak	.463
1976-77	Linda Fredericks	91	2003-04	Tara Fleming	.471
1977-78	Wanda Grant	99	2004-05	Jessica Schloemp	.509
1978-79	Wanda Grant	205	2005-06	Michelle Holmes	.531
1979-80	Wanda Grant	182	2006-07	Nikita LaFleur	.448
1980-81	Wanda Grant	307	2007-08	Tiara Scott	.545
1981-82	Holly Seimetz	169	FREE THROWS MADE		
1982-83	Danielle Carson	151	1975-76	Cheryl Kozak	33
1983-84	Danielle Carson	184	1976-77	Linda Fredericks	42
1984-85	Danielle Carson	199	1977-78	Wanda Grant	48
1985-86	Dorothy Bowers	275	1978-79	Vicki Lawrence	60
1986-87	Dorothy Bowers	257	1979-80	Vicki Lawrence	64
1987-88	Dorothy Bowers	342	1980-81	Wanda Grant	96
1988-89	Jenny Woodward	135	1981-82	Holly Seimetz	67
1989-90	Margaret Somple	196	1982-83	Margaret Peters	68
1990-91	Margaret Somple	196	1983-84	Mary Jo Vodenichar	79
1991-92	Donna Wertz	186	1984-85	Mary Jo Vodenichar	84
1992-93	Donna Djorovic	164	1985-86	Dorothy Bowers	119
1993-94	Kristi Echelberry	102	1986-87	Dorothy Bowers	104
1994-95	Caroline McCombs	142	1987-88	Dorothy Bowers	99
1995-96	Liz Hauger	170	1988-89	Jenny Woodward	41
1996-97	Liz Hauger	197	1989-90	Margaret Somple	99
1997-98	Ann Marie Martin	189	1990-91	Margaret Somple	73
1998-99	Brianne Kenneally	149	1991-92	Kristi Echelberry	63
1999-00	Brianne Kenneally	195	1992-93	Kristi Echelberry	84
2000-01	Alyson Vogrin	146	1993-94	Kristi Echelberry	99
2001-02	Heather Harris	155	1994-95	Liz Hauger	85
2002-03	Jen Perugini	134	1995-96	Liz Hauger	116
2003-04	Cathy Hanek	82	1996-97	Liz Hauger	118
2004-05	Jen Perugini	150	1997-98	Ann Marie Martin	107
2005-06	Kristy Gaudiose	94	1998-99	Brianne Kenneally	116
2006-07	Heather Karner	98	1999-00	Brianne Kenneally	140
2007-08	Tiara Scott	139	2000-01	Alyson Vogrin	85

FIELD GOAL PERCENTAGE

1975-76	Cheryl Kozak	.529	2002-03	Jen Perugini	81
1976-77	Marilyn Colla	.426	2003-04	Cathy Hanek	53
1977-78	Wanda Grant	.466	2004-05	Michelle Holmes	74
1978-79	Wanda Grant	.582	2005-06	Ashlee Russo	103
1979-80	Wanda Grant	.514	2006-07	Monique Godfrey	60
1980-81	Holly Seimetz	.575	2007-08	Tiara Scott	127
1981-82	Holly Seimetz	.504	FREE THROW PERCENTAGE		
1982-83	Cindy Brunot	.565	1975-76	Cheryl Kozak	.600
1983-84	Sharon Woodward	.525	1976-77	Linda Fredericks	.617
1984-85	Dorothy Bowers	.575	1977-78	Jayne Petrek	.636
1985-86	Dorothy Bowers	.560	1978-79	Vicki Lawrence	.769
1986-87	Dorothy Bowers	.508	1979-80	Vicki Lawrence	.744
1987-88	Dorothy Bowers	.552	1980-81	Shirley Barnett	.692
1988-89	Stephanie Coie	.445	1981-82	Denise Schwab	.774
1989-90	Margaret Somple	.512	1982-83	Margaret Peters	.660
1990-91	Jenny Robinson	.515	1983-84	Mary Jo Vodenichar	.782
1991-92	Kristi Echelberry	.568	1984-85	Mary Jo Vodenichar	.816
1992-93	Kristi Echelberry	.502	1985-86	Debbie Burkett	.809
1993-94	Kristi Echelberry	.447	1986-87	Dorothy Bowers	.759
1994-95	Ann Marie Martin	.539	1987-88	Stephanie Coie	.853
1995-96	Ann Marie Martin	.539	1988-89	Stephanie Coie	.800
1996-97	Ann Marie Martin	.519	1989-90	Dianne Rappach	.814
1997-98	Ann Marie Martin	.528	1990-91	Dianne Rappach	.854
1998-99	Alyson Vogrin	.487	1991-92	Cathy Hartman	.862
1999-00	Brianne Kenneally	.420	1992-93	Kristi Echelberry	.778
2000-01	Jenny Horner	.462	1993-94	Liz Hauger	.792
2001-02	Jenny Horner	.498	1994-95	Ann Marie Martin	.833



Ann Marie Martin led YSU in free throws and scoring in its 28-3 season in 1997-98.

1995-96	Liz Hauger	.795
1996-97	Caroline McCombs	.838
1997-98	Ann Marie Martin	.907
1998-99	Brianne Kenneally	.859
1999-00	Alyson Vogrin	.837
2000-01	Jen Lyden	.882
2001-02	Heather Harris	.755
2002-03	Jen Perugini	.890
2003-04	Cathy Hanek	.791
2004-05	Lauren Branson	.820
2005-06	Kristy Gaudiose	.847
2006-07	Heather Karner	.795
2007-08	Kelsey Gurganus	.846

3-POINT FIELD GOALS MADE

1986-87	Tanja Simione	20
1987-88	Carol Nee	29
1988-89	Dianne Rappach	37
1989-90	Dianne Rappach	54
1990-91	Dianne Rappach	63
1991-92	Dianne Rappach	44
1992-93	Tiffany Adams	79
1993-94	Monica Grexa	43
1994-95	Christina Ferraro	19
1995-96	Caroline McCombs	36
1996-97	Shannon Beach	57
1997-98	Shannon Beach	57
1998-99	Lisa Rotunno	52
1999-00	Leslie Majewski	70
2000-01	Cathy Hanek	31
2001-02	Heather Harris	52
2002-03	Devin Novak	69
2003-04	Cathy Hanek	38
2004-05	Barb Fabianova	66
2005-06	Kristy Gaudiose	55
2006-07	Heather Karner	52
2007-08	Heather Karner	87

PENGUINS BASKETBALL

New Coach. New Court. New Culture.

RECORDS > ANNUAL STAT LEADERS

REBOUNDS

1975-76	Linda Fredericks	137
1976-77	Linda Fredericks	160
1977-78	Wanda Grant	231
1978-79	Wanda Grant	330
1979-80	Wanda Grant	236
1980-81	Wanda Grant	381
1981-82	Holly Seimetz	283
1982-83	Danielle Carson	174
1983-84	Mary Jo Vodenichar	217
1984-85	Mary Jo Vodenichar	223
1985-86	Dorothy Bowers	326
1986-87	Dorothy Bowers	242
1987-88	Dorothy Bowers	325
1988-89	Cara Hendrix	176
1989-90	Margaret Somple	253
1990-91	Margaret Somple	241
1991-92	Donna Wertz	229
1992-93	Donna Djorovic	282
1993-94	Kristi Echelberry	200
1994-95	Kristi Echelberry	215
1995-96	Shannon Beach	248
1996-97	Shannon Beach	240
1997-98	Teresita Jones	207
1998-99	Missy Young	215
1999-00	Missy Young	246
2000-01	Alyson Vogrin	178
2001-02	Jen Perugini	239
2002-03	Jen Perugini	227
2003-04	Jessica Forsythe	190
2004-05	Jen Perugini	288
2005-06	Jessica Schloemp	198
2006-07	Jessica Schloemp	133
2007-08	Jessica Schloemp	226


ASSISTS

1975-76	Cyndi Buchanan	44
1976-77	Joanne LaGamba	55
1977-78	Cindy Diatko	110
1978-79	Cindy Diatko	214
1979-80	Cindy Jackson	59
1980-81	Shirley Barnett	104
1981-82	Margaret Peters	93
1982-83	Margaret Peters	140
1983-84	Margaret Peters	151
1984-85	Margaret Peters	149
1985-86	Danielle Carson	269
1986-87	Tanja Simione	162
1987-88	Carol Nee	190
1988-89	Dianne Rappach	106
1989-90	Dianne Rappach	140
1990-91	Dianne Rappach	154
1991-92	Rachel Cowley	117
1992-93	Rachel Cowley	112
1993-94	Monica Grexa	83
1994-95	Liz Hauger	100
1995-96	Caroline McCombs	144
1996-97	Colleen Cook	141
1997-98	Caroline McCombs	149
1998-99	Leslie Majewski	100
1999-00	Brianne Kenneally	130
2000-01	Alyson Vogrin	70
2001-02	Maggie Johnston	92

2002-03	Maggie Johnston	114
2003-04	Kristy Gaudiose	71
2004-05	Lauren Branson	159
2005-06	Ashlee Russo	63
2006-07	Lauren Branson	121
2007-08	Lauren Branson	167

STEALS


1975-76	Cyndi Buchanan	63
1976-77	Jayne Petrek	63
1977-78	Cindy Diatko	78
1978-79	Vicki Lawrence	90
1979-80	Vicki Lawrence	51
1981-82	Margaret Peters	39
1982-83	Margaret Peters	85
1983-84	Danielle Carson	56
1984-85	Danielle Carson	73
1984-85	Margaret Peters	73
1985-86	Danielle Carson	91
1986-87	Stephanie Coie	62
1987-88	Carol Nee	73
1988-89	Stephanie Coie	77
1989-90	Dianne Rappach	83
1990-91	Dianne Rappach	87
1991-92	Jeanna Rex	50
1992-93	Tiffany Adams	67
1993-94	Monica Grexa	66
1994-95	Caroline McCombs	58
1995-96	Colleen Cook	95
1996-97	Colleen Cook	105
1997-98	Colleen Cook	145
1998-99	Leslie Majewski	63
1999-00	Brianne Kenneally	70
2000-01	Monica Vicarel	51
2001-02	Maggie Johnston	45
2002-03	Maggie Johnston	48
2003-04	Jessica Forsythe	43
2004-05	Lauren Branson	44
2005-06	Kristy Gaudiose	36
2006-07	Lauren Branson	45
2007-08	Lauren Branson	55



Noted for her blocking, Donna Djorovic also led the Guins in scoring in 1992-93.

SCORING AVERAGE

1975-76	Cheryl Kozak	14.1
1976-77	Linda Fredericks	14.0
1977-78	Wanda Grant	16.4
1978-79	Wanda Grant	19.9
1979-80	Wanda Grant	26.0
1980-81	Wanda Grant	28.4
1981-82	Holly Seimetz	18.4
1982-83	Danielle Carson	12.8
1983-84	Danielle Carson	17.5
1984-85	Mary Jo Vodenichar	17.4
1985-86	Dorothy Bowers	23.9
1986-87	Dorothy Bowers	24.7
1987-88	Dorothy Bowers	27.9
1988-89	Stephanie Coie	11.5
1989-90	Margaret Somple	18.2
1990-91	Margaret Somple	16.6
1991-92	Donna Wertz	16.2
1992-93	Donna Djorovic	13.4
1993-94	Kristi Echelberry	12.4
1994-95	Kristi Echelberry	12.9
1995-96	Liz Hauger	16.4
1996-97	Liz Hauger	18.7
1997-98	Ann Marie Martin	16.3
1998-99	Brianne Kenneally	16.3
1999-00	Brianne Kenneally	18.7
2000-01	Brianne Kenneally	22.8
2001-02	Heather Harris	14.4
2002-03	Jen Perugini	12.7
2003-04	Cathy Hanek	9.1
2004-05	Jen Perugini	14.4
2005-06	Kristy Gaudiose	10.9
2006-07	Heather Karner	10.9
2007-08	Heather Karner	14.0



Margaret Peters led YSU in assists every season during her career from 1981-85.

PENGUINS BASKETBALL

New Coach. New Court. New Culture.

RECORDS > ANNUAL STATISTICS

■ Youngstown State

Year	FG-FGA	Pct.	3FG-FGA	Pct.	FT-FTA	Pct.	Reb.	Avg.	A	TO	B	S	Pt	Avg.
1975-76	364-761	.478	--	--	110-221	.521	593	37.1	200	280	--	251	838	52.4
1976-77	364-978	.372	--	--	114-226	.504	662	41.4	185	434	--	293	842	52.6
1977-78	426-1,085	.393	--	--	170-334	.509	721	48.1	237	280	--	325	1,019	67.9
1978-79	694-1,560	.445	--	--	214-368	.582	1,025	44.6	579	494	--	363	1,602	69.2
1979-80	547-1,228	.445	--	--	203-367	.553	691	37.8	276	--	--	253	1,310	73.1
1980-81	822-1,718	.478	--	--	309-484	.638	1,280	51.2	391	423	--	219	1,953	78.1
1981-82	632-1,591	.397	--	--	244-382	.639	1,106	50.3	283	431	76	172	1,508	68.5
1982-83	787-1,865	.422	--	--	304-550	.553	1,215	45.0	389	618	69	298	1,878	69.6
1983-84	725-1,575	.460	--	--	274-415	.660	877	36.5	401	489	47	235	1,723	71.8
1984-85	829-1,923	.431	--	--	392-501	.782	1,146	42.4	497	497	45	265	1,990	73.7
1985-86	839-1,950	.430	--	--	377-590	.639	1,151	41.1	518	701	41	301	2,055	73.4
1986-87	817-1,870	.437	34-96	.354	499-757	.659	1,104	40.9	490	560	82	325	1,971	73.0
1987-88	913-2,032	.449	5-183	.273	349-500	.698	1,163	41.5	566	529	75	331	2,225	79.5
1988-89	796-1,923	.415	73-193	.378	302-470	.643	1,150	41.1	438	592	79	384	1,967	70.3
1989-90	776-1,848	.420	69-191	.361	381-567	.672	1,222	45.3	408	587	97	364	2,002	74.1
1990-91	874-2,017	.433	78-208	.375	389-588	.662	1,364	48.7	531	547	136	384	2,215	79.1
1991-92	865-2,102	.412	106-311	.341	340-484	.703	1,317	47.0	546	498	84	292	2,176	72.6
1992-93	802-2,029	.395	150-448	.335	349-541	.645	1,333	47.6	457	569	131	305	2,103	75.1
1993-94	647-1,721	.376	121-414	.292	369-527	.700	1,148	44.2	361	570	64	361	1,784	68.6
1994-95	781-1,874	.417	79-306	.269	421-631	.667	1,292	46.1	480	584	68	318	2,062	73.6
1995-96	769-1,851	.415	121-357	.339	515-718	.717	1,223	42.2	498	602	96	377	2,174	75.0
1996-97	852-1,847	.461	194-526	.369	472-628	.752	1,138	39.2	544	583	47	371	2,370	81.7
1997-98	888-1,967	.451	197-564	.349	538-696	.773	1,119	36.1	590	565	78	459	2,511	81.0
1998-99	750-1,874	.400	182-533	.341	465-634	.733	1,083	37.3	417	511	75	323	2,147	74.0
1999-2000	809-2,061	.393	199-560	.355	481-675	.713	1,236	39.9	489	507	76	308	2,298	74.1
2000-01	692-1,738	.398	161-534	.301	360-490	.735	1,012	36.1	410	467	50	266	1,905	68.0
2001-02	711-1,687	.421	188-552	.341	239-346	.691	1,001	35.8	458	542	91	270	1,849	66.0
2002-03	678-1,700	.399	164-462	.355	288-378	.762	1,008	36.0	423	520	103	213	1,808	64.6
2003-04	524-1,570	.334	152-511	.297	315-446	.706	1,051	37.5	341	550	86	232	1,515	54.1
2004-05	618-1,556	.397	172-474	.363	349-464	.752	1,054	37.6	435	518	113	204	1,757	62.8
2005-06	558-1,441	.387	105-384	.273	412-582	.708	991	35.4	338	517	69	195	1,633	58.3
2006-07	546-1,544	.354	147-464	.317	358-540	.663	1,024	36.6	341	546	102	219	1,597	57.0
2007-08	676-1,772	.381	174-547	.318	456-609	.749	1,139	36.7	438	528	109	201	1,982	63.9

■ Opponents


Year	FG-FGA	Pct.	3FG-FGA	Pct.	FT-FTA	Pct.	Reb.	Avg.	A	TO	B	S	Pt	Avg.
1975-76	--	--	--	--	--	--	--	--	--	--	--	--	685	52.7
1976-77	--	--	--	--	--	--	--	--	--	--	--	--	564	43.4
1977-78	--	--	--	--	--	--	--	--	--	--	--	--	827	51.7
1978-79	--	--	--	--	--	--	--	--	--	--	--	--	1,164	52.9
1979-80	--	--	--	--	--	--	--	--	--	--	--	--	1,078	59.9
1980-81	689-1,768	.390	--	--	326-534	.610	1,078	43.1	277	442	--	255	1,704	68.2
1981-82	597-1,571	.380	--	--	261-421	.620	1,031	46.9	276	388	58	228	1,455	66.1
1982-83	748-1,666	.449	--	--	398-635	.627	1,105	40.9	360	619	83	268	1,894	70.2
1983-84	730-1,550	.470	--	--	394-598	.659	970	40.4	377	504	50	217	1,856	77.3
1984-85	772-1,776	.435	--	--	425-635	.669	1,134	42.0	397	505	65	226	1,969	72.9
1985-86	871-1,871	.466	--	--	436-660	.661	1,173	41/9	473	578	98	218	2,178	77.8
1986-87	706-1,663	.425	38-117	.325	499-757	.659	1,181	43.7	402	660	56	244	1,949	72.2
1987-88	775-1,788	.433	62-143	.434	416-602	.691	1,146	40.9	495	631	61	231	2,028	72.4
1988-89	668-1,611	.415	41-146	.281	500-739	.677	1,188	42.4	370	736	78	285	1,877	67.0
1989-90	635-1,707	.372	62-218	.284	455-706	.644	1,189	44.0	326	686	47	254	1,787	66.2
1990-91	606-1,709	.355	90-298	.302	434-642	.676	1,175	42.0	337	668	43	240	1,736	62.0
1991-92	725-1,747	.415	88-259	.340	495-782	.633	1,235	44.1	392	585	46	227	2,033	72.6
1992-93	740-1,906	.388	93-318	.292	447-685	.653	1,350	48.2	398	607	70	278	2,020	72.1
1993-94	719-1,755	.410	95-317	.300	459-768	.598	1,270	48.4	422	522	63	319	1,990	76.5
1994-95	657-1,762	.373	137-447	.306	453-717	.637	1,186	42.4	421	572	66	286	1,904	68.0
1995-96	756-1,818	.416	128-447	.286	389-619	.628	1,213	41.8	514	683	103	306	2,029	70.0
1996-97	754-1,790	.421	139-462	.301	394-575	.685	1,131	39.0	484	687	83	271	2,041	70.4
1997-98	750-1,798	.417	122-422	.289	474-679	.698	1,215	39.2	579	782	73	288	2,096	67.6
1998-99	699-1,710	.409	127-459	.277	495-705	.702	1,256	43.3	417	665	65	249	2,020	69.7
1999-2000	736-1,847	.398	138-443	.312	483-752	.642	1,379	44.5	434	690	77	234	2,093	67.5
2000-01	732-1,611	.454	137-399	.343	420-629	.668	1,133	40.5	450	539	69	224	2,021	72.2
2001-02	699-1,650	.424	169-512	.330	396-575	.689	1,071	38.2	446	526	51	259	1,963	70.1
2002-03	756-1,768	.428	194-551	.352	409-581	.704	1,155	41.2	501	457	65	264	2,115	75.5
2003-04	635-1,616	.393	146-439	.333	384-550	.698	1,147	41.0	363	483	87	312	1,800	64.3
2004-05	664-1,704	.390	167-538	.310	307-452	.679	1,067	38.1	395	435	89	269	1,802	64.4
2005-06	703-1,613	.436	132-382	.346	327-472	.693	978	34.9	409	429	109	289	1,865	66.6
2006-07	653-1,594	.410	145-447	.324	392-589	.666	1,128	40.3	400	494	94	235	1,843	65.8
2007-08	773-1,833	.422	155-486	.319	397-613	.648	1,216	39.2	492	509	78	272	2,098	67.7

PENGUINS BASKETBALL

New Coach. New Court. New Culture.

RECORDS > SERIES RECORDS

Team	Record	Streak	First	Last	Team	Record	Streak	First	Last
Akron	35-11	W1	1976	2007	Michigan	1-1	W1	1989	1990
Albany	1-0	W1	2007	2007	Minnesota	0-1	L1	1983	1983
American	1-0	W1	1989	1989	Middle Tennessee State	0-10	L10	1984	1988
Arizona	0-1	L1	1982	1982	Milwaukee (UWM)	5-15	L6	1991	2008
Ashland	3-0	W3	1979	1982	Missouri	0-1	L1	1993	1993
Auburn	0-1	L1	2003	2003	Montevallo	0-1	L1	1985	1985
Austin Peay	7-3	W7	1984	1988	Morehead State	7-7	W1	1982	1990
Baldwin-Wallace	1-0	W1	1977	1976	Mount St. Joseph's	1-1	W1	1976	1982
Boston	0-1	L1	1986	1986	Mount Union	1-0	W1	1977	1977
Bowling Green	10-11	L1	1978	2004	New Mexico State	0-1	L1	2003	2003
Bucknell	3-1	W3	1989	1992	Niagara	6-3	L3	1989	2007
Buffalo	12-9	L1	1989	2007	North Carolina State	0-1	L1	1998	1998
Butler	5-11	L5	2002	2008	UNC-Wilmington	0-1	L1	2006	2006
California-Irvine	1-0	W1	1998	1998	Northeastern Illinois	12-0	W12	1991	1998
Canisius	1-3	L2	1989	1990	Northern Illinois	0-4	L4	1993	1994
Capital	0-1	L1	1977	1977	Notre Dame	0-1	L1	1988	1988
C. Connecticut State	6-0	W6	1995	1997	Oakland	3-6	L6	1999	2007
Central Florida	0-1	L1	1985	1985	Oberlin	2-0	W2	1976	1978
Central Michigan	1-3	W1	1982	2007	Ohio	9-6	W1	1979	2005
Central State	4-0	W4	1980	1983	Ohio Dominican	1-0	W1	1977	1977
Charleston (W.Va.)	0-1	W1	1983	1983	Ohio Northern	1-0	W1	1976	1976
Chicago State	22-2	L2	1989	2001	Ohio State	0-3	L3	1979	2007
Cincinnati	0-5	L5	1980	2007	Oklahoma State	0-1	L1	1991	1991
Clarion	6-1	W4	1977	1982	Oral Roberts	5-5	L3	1998	2001
Clemson	0-1	L1	2003	2003	Penn State	0-2	L2	1996	2000
Cleveland State	30-18	L3	1976	2008	Pepperdine	0-1	L1	1998	1998
Coppin State	1-1	L1	2005	2006	Pittsburgh	4-10	L2	1977	2000
Davis and Elkins	1-0	W1	1981	1981	Pittsburgh-Johnstown	1-0	W1	1983	1983
Dayton	1-0	W1	1992	1992	Rio Grande	1-0	W1	1981	1981
Delaware	1-0	W1	1984	1984	Robert Morris	14-4	L2	1983	2006
Detroit	12-10	W5	1983	2008	Saint Francis (Pa.)	1-0	W1	2007	2007
Duquesne	8-5	L1	1976	2006	St. Joseph's (Pa.)	0-1	L1	1988	1988
Dyke	1-0	W1	1988	1988	Saint Louis	2-0	W2	2004	2005
Eastern Illinois	4-4	W1	1993	1996	St. Peter's (N.J.)	0-1	L2	1984	1984
Eastern Kentucky	7-6	W3	1980	1988	Sam Houston State	1-0	W1	1993	1993
Eastern Michigan	2-4	L2	1985	2005	Scranton (Pa.)	1-0	W1	1983	1983
Edinboro	3-1	W1	1984	1991	Siena	1-0	W1	1986	1986
Elon	0-1	L1	2003	2003	Slippery Rock	2-0	W2	1990	1991
Fairleigh Dickinson	1-0	W1	1980	1980	South Florida	0-1	L1	1981	1981
Florida Atlantic	1-0	W1	2004	2004	Southern Utah	9-2	L2	1998	2001
Florida International	0-2	L2	2000	2000	Syracuse	0-1	L1	1983	1983
Gannon	5-0	W5	1979	1983	Tennessee	0-2	L2	1992	1993
Geneva	2-0	W2	1976	1977	Tennessee-Martin	1-0	W1	1996	1996
Georgia State	1-2	L1	1985	2000	Tennessee State	2-0	W2	1987	1988
Green Bay (UWGB)	1-19	L7	1993	2008	Tennessee Tech	1-12	L2	1983	1988
Grove City	1-0	W1	1983	1983	Toledo	9-8	W2	1979	2007
Hiram	2-0	W2	1976	1978	Troy	5-3	L3	1995	1997
Indiana	0-2	L2	1996	2005	UIC (Illinois at Chicago)	8-10	W2	1993	2008
Indiana State	1-3	L2	1980	2006	UMKC	13-4	W3	1987	2001
IPFW	3-1	W2	2002	2005	UNLV	1-2	W1	1987	1997
IUPUI	5-3	L3	1999	2005	Valparaiso	13-10	L1	1993	2008
James Madison	0-1	L1	2004	2004	Vanderbilt	0-1	L1	2002	2002
John Carroll	3-1	W2	1977	1980	Virginia Tech	1-0	W1	1992	1992
Kent State	12-24	L2	1976	2003	Wayne State	2-2	L1	1980	1983
Kent State-Tuscarawas	3-0	W3	1976	1978	West Liberty State	1-0	W1	1978	1978
Lakeland	2-0	W2	1983	1983	West Virginia	8-7	W2	1978	1997
LaSalle	0-2	L2	1983	1986	Western Illinois	15-8	L2	1983	2001
Lamar	1-0	W1	1992	1992	Western Michigan	2-4	W1	1987	1991
Lock Haven	2-0	W2	1991	1992	Westminster	3-0	W3	1976	1983
Long Island	0-1	L1	2007	2007	Wisconsin-Lacrosse	0-1	L1	1979	1979
Loyola	4-11	L1	2002	2008	Wright State	20-15	L1	1979	2008
Malone	8-3	W4	1976	1990	Xavier	3-3	L1	1981	2004
Manhattan	0-2	L2	1989	1999					
Marshall	12-4	W6	1978	2000					
Memphis	2-0	W2	1992	1998					
Miami (Ohio)	2-4	L2	1976	2007					



MVP Shannon Beach and the Penguins defeated Buffalo in the 1996 Mid-Con Championship game.



Cathy Hanek helped lead YSU to its last win over a ranked opponent, a 60-56 victory over No. 23 Green Bay on Feb. 19, 2005.

PENGUINS BASKETBALL

New Coach. New Court. New Culture.

RECORDS > ALL-TIME RESULTS

1975-76

Coach: Joyce Ramsey • 9-4 (.692)

Jan. 10	at Oberlin	W, 67-34
Jan. 19	at Cleveland State	W, 67-66
Jan. 23	KENT STATE (Tusc.)	W, 53-31
Jan. 29	HIRAM	W, 108-55
Jan. 31	DUQUESNE	W, 58-38
Feb. 6	at Malone	W, 55-53
Feb. 10	at Geneva	W, 54-46
Feb. 11	KENT STATE	L, 54-62
Feb. 13	at Akron	L, 65-75
Feb. 20	at Westminster	W, 59-49
Feb. 22	MIAMI (OHIO)	L, 60-65
March 1	Ohio Northern+	W, 69-48
March 2	Mt. St. Joseph++	L, 61-72

+1st Round of O.A.I.S.W. Tournament
++2nd Round of O.A.I.S.W. Tournament

1976-77

Coach: Joyce Ramsey • 13-4 (.765)

Jan. 7	BALDWIN-WALLACE	W, 69-30
Jan. 10	KENT STATE (Tusc.)	W, 77-55
Jan. 13	at John Carroll	W, 78-34
Jan. 16	at Geneva	W, 74-38
Jan. 20	at Pittsburgh	W, 86-37
Jan. 22	AKRON	W, 68-65
Jan. 26	at Malone	W, 69-47
Jan. 29	CLEVELAND STATE	W, 59-33
Feb. 1	CLARION	W, 65-36
Feb. 13	at Mount Union	W, 87-41
Feb. 16	at Kent State	L, 54-55
Feb. 17	at Duquesne	L, 50-51
Feb. 18	vs. Ohio Dominican+	W, 87-41
Feb. 21	vs. Cleveland State+	W, 79-57
Feb. 23	vs. Capital +	L, 50-51
March 1	at Westminster	W, 54-45
March 3	vs. Kent State	L, 50-55

+ O.A.I.S.W. Tourn.

1977-78

Coach: Joyce Ramsey • 11-6 (.647)

Jan. 14	MIAMI (OHIO)	L, 54-58
Jan. 19	at Hiram	W, 42-39
Jan. 23	WEST LIBERTY STATE	W, 50-29
Jan. 25	KENT STATE	W, 71-62
Jan. 28	GENEVA	W, 56-53
Jan. 31	at Akron	W, 81-43
Feb. 2	at West Virginia	L, 44-70
Feb. 5	MALONE	L, 49-59
Feb. 7	Bowling Green	W, 66-58
Feb. 11	at Cleveland State	W, 49-44
Feb. 15	JOHN CARROLL	L, 62-67
Feb. 16	KENT STATE (Tusc.)	W, 54-42
Feb. 18	CLARION	L, 48-64
Feb. 21	at Oberlin	W, 64-58
Feb. 26	at Duquesne	W, 89-68
March 3	at Bowling Green	W, 67-64
March 4	Kent State+	L, 52-54

+ O.A.I.S.W. Tourn.

1978-79

Coach: Joyce Ramsey • 19-3 (.864)

Dec. 27	AKRON/	W, 96-52
Dec. 28	at Kent State/	W, 75-56
Jan. 5	WEST VIRGINIA	W, 67-48
Jan. 12	at Marshall	W, 77-59
Jan. 13	at Ohio	W, 57-51
Jan. 17	ASHLAND	W, 95-43
Jan. 19	BOWLING GREEN	W, 73-44
Jan. 22	at Gannon	W, 71-65
Jan. 31	CLEVELAND STATE	W, 82-50
Feb. 3	DUQUESNE	W, 67-40
Feb. 6	at Clarion	W, 63-54
Feb. 7	MALONE	W, 99-58
Feb. 10	TOLEDO	W, 74-37
Feb. 13	at Akron	W, 71-43
Feb. 16	at Miami (Ohio)	W, 86-68
Feb. 17	at Wright State	W, 63-50

Feb. 21	at Kent State	L, 58-61
Feb. 24	JOHN CARROLL	W, 78-50
March 1	Akron+	W, 67-43
March 2	Miami (Ohio)+	W, 69-50
March 3	Ohio State+	L, 56-62
March 8	UW-LaCrosse#	L, 58-76

/Lady Flash Classic
+O.A.I.S.W. Tournament
#Western Michigan Sectionals

1979-80

Coach: Joyce Ramsey • 13-5 (.722)

Dec. 28	CLEVELAND STATE	W, 64-58
Dec. 29	at Kent State	L, 45-66
Dec. 30	at Mount Union	W, 79-54
Jan. 5	CENTRAL STATE	W, 79-52
Jan. 12	at Cleveland State	L, 55-71
Jan. 16	at John Carroll	W, 121-49
Jan. 17	CLARION	W, 82-47
Jan. 19	MARSHALL	W, 62-54
Jan. 26	at Bowling Green	W, 69-60
Jan. 31	at Ashland	W, 80-52
Feb. 2	at Toledo	W, 68-50
Feb. 6	AKRON	W, 76-58
Feb. 8	at Wayne State	L, 61-71
Feb. 14	GANNON	W, 92-76
Feb. 20	KENT STATE	L, 56-62
Feb. 23	OHIO	W, 81-54
Feb. 27	at West Virginia	W, 81-69
Feb. 28	Cincinnati+	L, 65-75

+ O.A.I.S.W. Tournament

1980-81

Coach: Joyce Ramsey • 20-5 (.800)


Nov. 28	Cleveland State/	W, 71-51
Nov. 29	Indiana State/	(OT) L, 91-93
Nov. 30	Eastern Kentucky/	W, 78-64
Dec. 5	Pittsburgh*	L, 62-80
Dec. 6	West Virginia	W, 100-79
Dec. 7	Fairleigh Dickinson*	W, 78-64
Dec. 16	at Akron	W, 96-91
Dec. 19	at Ohio	W, 87-62
Dec. 20	at Marshall	W, 79-63
Jan. 7	at West Virginia	W, 78-67
Jan. 15	at Clarion	W, 79-66
Jan. 17	BOWLING GREEN	W, 76-58
Jan. 21	at Gannon	W, 78-70
Jan. 23	RIO GRANDE	W, 85-67
Jan. 24	at Central State	W, 82-57
Jan. 28	CLEVELAND STATE	W, 82-75
Jan. 30	XAVIER	W, 78-72
Jan. 31	TOLEDO	W, 74-59
Feb. 4	at Kent State	L, 61-66
Feb. 7	WRIGHT STATE	W, 75-69
Feb. 14	EASTERN KENTUCKY	W, 80-76
Feb. 19	WAYNE STATE	W, 75-70
Feb. 21	at Cincinnati	L, 75-84
Feb. 28	DAVIS & ELKINS	W, 62-54
March 6	Kent State+	L, 71-77

/Lady Flash Classic
*Pitt Invitational
+O.A.I.S.W. State Tournament

1981-82

Coach: Joyce Ramsey • 10-12 (.455)

Nov. 27	Indiana State/	W, 63-61
Nov. 28	Kent State/	L, 54-64
Nov. 29	Akron/	W, 70-47
Dec. 2	GANNON	W, 76-61
Dec. 4	South Florida*	L, 61-63
Dec. 5	Cleveland State*	W, 66-63
Dec. 17	AKRON	L, 64-72
Dec. 21	at Ohio	L, 78-83
Jan. 4	MOREHEAD STATE	L, 45-75
Jan. 8	XAVIER	W, 77-62
Jan. 9	MT. ST. JOSEPH	W, 80-39
Jan. 11	at Pittsburgh	L, 54-83
Jan. 13	WEST VIRGINIA	L, 52-65
Jan. 23	CENTRAL STATE	W, 81-49



Wanda Grant averaged 28.4 points in 1980-81 to lead YSU to its first 20-win season.

Jan. 29	at Wayne State	W, 76-59
Jan. 30	at Toledo	L, 61-69
Feb. 6	at Wright State	L, 71-89
Feb. 10	KENT STATE	W, 64-55
Feb. 18	CLARION	W, 104-49
Feb. 20	at Cleveland State	L, 71-90
Feb. 24	at Bowling Green	L, 72-77
March 5	Morehead State\$	L, 68-80

/Kent State Invitational
*Eastern Kentucky Invitational
\$O.V.C. Tournament

1982-83

Coach: Jeff Cohen • 11-16 (.407)

Nov. 26	Arizona/	L, 52-75
Nov. 27	Akron/	L, 57-71
Dec. 1	at West Virginia	L, 82-89
Dec. 4	OHIO	L, 65-67
Dec. 9	at Duquesne	L, 53-64
Dec. 11	ASHLAND	W, 79-70
Dec. 15	at Kent State	L, 66-74
Dec. 17	PITTSBURGH	L, 66-75
Dec. 19	CENTRAL MICHIGAN	L, 69-78
Jan. 7	Pitt-Johnstown*	W, 61-58
Jan. 8	Scranton-PA*	W, 79-66
Jan. 9	Charleston (WV)*	L, 74-76
Jan. 10	at Detroit	W, 60-59
Jan. 11	at Malone	L, 62-75
Jan. 15	CLEVELAND STATE	L, 53-58
Jan. 20	ROBERT MORRIS	W, 84-59
Jan. 22	at Central State	W, 69-66
Jan. 29	GROVE CITY	W, 78-64
Feb. 4	LAKELAND	W, 83-57
Feb. 5	WESTMINSTER	W, 73-38
Feb. 8	at Cincinnati	L, 74-84
Feb. 16	at Lakeland	W, 72-67
Feb. 18	EASTERN KENTUCKY	L, 68-69
Feb. 23	at Gannon	W, 86-67
Feb. 26	at Akron	L, 68-82
March 5	WAYNE STATE	L, 67-83
March 8	Tennessee Tech#	L, 78-103

/Kent State Invitational
*Indiana (PA) University Invitational
#O.V.C. Tournament

1983-84

Coach: Ed DiGregorio
7-17 (.292) • OVC: 3-10 (.300)

Nov. 25	Cleveland State/	L, 81-86
Nov. 26	Akron/	W, 74-56
Nov. 29	at Pittsburgh	L, 65-83
Dec. 14	KENT STATE	W, 81-65
Dec. 28	LaSalle*	L, 72-85
Dec. 29	Minnesota*	L, 73-92
Dec. 30	Syracuse*	L, 72-85
Jan. 6	AKRON	W, 70-68
Jan. 11	at Cleveland State	L, 59-107
Jan. 12	AUSTIN PEAY	L, 78-81
Jan. 14	MURRAY STATE	L, 61-62
Jan. 19	at Middle Tennessee State	L, 59-87
Jan. 20	at Tennessee Tech	L, 66-84
Jan. 23	DUQUESNE	W, 80-62
Jan. 26	MOREHEAD STATE	W, 68-59
Jan. 28	EASTERN KENTUCKY	L, 63-75
Feb. 4	at Akron	W, 81-65
Feb. 9	at Morehead State	L, 57-64
Feb. 11	at Eastern Kentucky	L, 67-73
Feb. 16	at Austin Peay (2OT)	L, 98-99
Feb. 19	at Murray State	L, 72-84
Feb. 21	WEST VIRGINIA	W, 77-75
Feb. 23	MIDDLE TENNESSEE STATE	L, 69-75
Feb. 24	TENNESSEE TECH	L, 82-83

/Kent State Tournament
*LaSalle Tournament

1984-85

Coach: Ed DiGregorio
14-13 (.519) • OVC: 5-9 (.357)

Nov. 23	Kent State/	W, 64-54
Nov. 24	Akron/	W, 63-59
Nov. 26	ROBERT MORRIS	W, 64-58
Dec. 1	at Ohio	L, 76-87
Dec. 3	EDINBORO	W, 86-41
Dec. 5	at Kent State	W, 76-61
Dec. 15	MALONE	W, 89-65
Dec. 19	at West Virginia	L, 69-84
Dec. 22	PITTSBURGH	W, 86-84
Dec. 29	Delaware#	W, 68-51
Dec. 30	St. Peter's#	L, 63-78
Jan. 5	at Akron	W, 76-60
Jan. 12	at Austin Peay	L, 68-77
Jan. 14	at Murray State	L, 71-81
Jan. 19	MIDDLE TENNESSEE STATE (2OT)	L, 81-91
Jan. 21	TENNESSEE TECH	L, 65-81
Jan. 26	at Morehead State	L, 74-76
Jan. 27	at Eastern Kentucky	L, 54-77
Jan. 31	at Duquesne	L, 46-55
Feb. 2	AKRON	W, 96-72
Feb. 9	MOREHEAD STATE	W, 80-63
Feb. 11	EASTERN KENTUCKY	L, 69-80
Feb. 16	AUSTIN PEAY	W, 88-84
Feb. 18	MURRAY STATE	W, 104-91
Feb. 20	CLEVELAND STATE	W, 76-68
Feb. 23	at Middle Tennessee State	L, 74-87
Feb. 25	at Tennessee Tech	L, 64-93

/Lady Flash Classic
#St. Peter's College Tournament

1985-86

Coach: Ed DiGregorio
12-16 (.429) • OVC: 8-6 (.571)

Nov. 23	DUQUESNE	W, 79-70
Nov. 25	at Eastern Michigan	L, 74-92
Nov. 29	Akron/	W, 75-72
Nov. 30	Kent State/	L, 90-91
Dec. 2	at Cleveland State	W, 87-73
Dec. 4	at Robert Morris	W, 78-60
Dec. 15	at Central Michigan	L, 60-83
Dec. 18	at Central Florida	L, 75-89
Dec. 20	Georgia State*	L, 65-78
Dec. 21	Montevallo*	L, 73-86
Dec. 28	OHIO	L, 70-80
Dec. 30	at Pittsburgh	L, 61-76
Jan. 4	AKRON	L, 77-83
Jan. 11	MOREHEAD STATE (OT)	W, 80-78

PENGUINS BASKETBALL

New Coach. New Court. New Culture.

RECORDS > ALL-TIME RESULTS

Jan. 13	EASTERN KENTUCKY	W, 82-72
Jan. 18	at Murray State	W, 92-87
Jan. 20	at Austin Peay	W, 80-79
Jan. 25	at Middle Tennessee State	L, 72-97
Jan. 27	at Tennessee Tech	L, 63-79
Feb. 1	at Akron	L, 57-67
Feb. 8	TENNESSEE TECH	L, 71-73
Feb. 10	MIDDLE TENNESSEE STATE	L, 67-77
Feb. 15	at Eastern Kentucky	W, 86-78
Feb. 17	at Morehead State	W, 69-65
Feb. 20	at Malone	L, 64-68
Feb. 22	AUSTIN PEAY	W, 80-72
Feb. 24	MURRAY STATE	W, 74-65
Mar. 5	Tennessee Tech#	L, 54-89

*/Kent State Holiday Tournament
*Lady Moccasin Classic
#-O.V.C. Tournament*

1986-87

Coach: Ed DiGregorio		
13-14 (.481) • OVC: 6-8 (.429)		
Dec. 4	at Duquesne	W, 76-70
Dec. 6	ROBERT MORRIS	W, 74-60
Dec. 13	CLEVELAND STATE	W, 87-69
Dec. 17	at Ohio	W, 63-55
Dec. 20	EASTERN MICHIGAN	W, 80-67
Dec. 22	PITTSBURGH	L, 57-58
Dec. 27	LaSalle/	L, 60-76
Dec. 28	Boston/	L, 62-74
Dec. 29	Siena/	W, 77-68
Jan. 3	at Akron	L, 59-63
Jan. 6	at Western Michigan	L, 69-103
Jan. 10	at Morehead State	L, 81-87
Jan. 12	at Eastern Kentucky	L, 80-181
Jan. 17	MURRAY STATE	W, 88-60
Jan. 19	AUSTIN PEAY STATE	W, 71-58
Jan. 24	MIDDLE TENNESSEE STATE	L, 82-93
Jan. 26	TENNESSEE TECH	L, 59-63
Jan. 28	at Kent State	L, 67-84
Jan. 31	AKRON	W, 72-70
Feb. 2	MALONE	W, 69-59
Feb. 4	at Detroit	L, 79-91
Feb. 7	at Tennessee Tech	L, 81-82
Feb. 9	at Middle Tennessee State	L, 55-76
Feb. 14	EASTERN KENTUCKY	W, 91-78
Feb. 17	MOREHEAD STATE	W, 75-72
Feb. 21	at Austin Peay	W, 102-68
Feb. 23	at Murray State	L, 55-64

/LaSalle Tournament

1987-88

Coach: Ed DiGregorio		
18-10 (.643) • OVC 9-5 (.643)		
Nov. 27	at UNLV/	L, 52-74
Nov. 28	UMKC/	L, 91-101
Dec. 1	DUQUESNE	W, 91-62
Dec. 15	OHIO	W, 77-71
Dec. 19	TENNESSEE STATE	W, 83-64
Dec. 22	at Pittsburgh	L, 64-71
Dec. 28	at Cleveland State	W, 73-64
Dec. 30	KENT STATE	W, 97-83
Jan. 2	WESTERN MICHIGAN	W, 83-66
Jan. 4	DETROIT	W, 88-61
Jan. 7	at Robert Morris	L, 63-77
Jan. 9	AKRON	W, 74-63
Jan. 16	MIDDLE TENNESSEE STATE	L, 73-74
Jan. 18	TENNESSEE TECH	W, 83-73
Jan. 20	WRIGHT STATE	W, 83-67
Jan. 23	at Morehead State	L, 76-85
Jan. 25	at Eastern Kentucky	W, 88-73
Jan. 30	MURRAY STATE	W, 78-61
Feb. 1	AUSTIN PEAY	W, 79-61
Feb. 6	at Akron	W, 78-57
Feb. 13	at Austin Peay	W, 69-68
Feb. 15	at Murray State	L, 90-91
Feb. 20	at Tennessee Tech	L, 84-97
Feb. 22	at Middle Tennessee State	L, 78-80
Feb. 24	at Tennessee State (OT)	W, 81-72
Feb. 27	EASTERN KENTUCKY	W, 90-65
Feb. 29	MOREHEAD STATE	W, 85-70

March 9	Tennessee Tech*	(OT) L, 74-77
---------	-----------------	---------------

*/Las Vegas-Nevada Tournament
O.V.C. Tournament

1988-89

Coach: Ed DiGregorio • 14-14 (.500)		
Nov. 27	DYKE	W, 102-62
Dec. 3	at Toledo	L, 46-67
Dec. 10	CLEVELAND STATE	W, 88-58
Dec. 13	at Malone	W, 88-47
Dec. 17	EDINBORO	W, 73-67
Dec. 19	at Ohio	W, 71-65
Dec. 22	at Western Michigan	L, 68-82
Dec. 29	St. Joseph's (Pa.)/	L, 66-83
Dec. 30	Notre Dame/	L, 50-61
Jan. 4	MALONE	W, 90-51
Jan. 7	at Akron	L, 58-71
Jan. 10	at Duquesne (OT)	L, 74-79 (OT)
Jan. 14	CHICAGO STATE	W, 67-59
Jan. 16	at Bucknell	L, 62-72
Jan. 18	at Kent State	W, 74-69
Jan. 23	NIAGARA	W, 73-58
Jan. 28	AKRON	W, 79-62
Jan. 30	CANISIUS	W, 70-54
Feb. 1	at Robert Morris	W, 80-61
Feb. 4	at Morehead State	L, 64-85
Feb. 8	at Chicago State	W, 87-72
Feb. 11	at Eastern Michigan	L, 62-64
Feb. 15	at Detroit	L, 64-83
Feb. 18	PITTSBURGH	L, 73-83
Feb. 25	at Niagara	W, 71-68
Feb. 27	at Canisius	L, 55-66
March 1	at Wright State	L, 53-65
March 4	at Marshall	L, 59-63

/St. Joseph's (PA) University Tournament

1989-90

Coach: Ed DiGregorio • 17-10 (.630)		
Nov. 24	Florida International/	L, 59-71
Nov. 25	American/	W, 84-77
Nov. 26	Manhattan/	L, 61-64
Nov. 28	at Michigan	L, 55-87
Dec. 2	TOLEDO	L, 73-82
Dec. 9	MOREHEAD STATE	W, 74-64
Dec. 16	CHICAGO STATE	W, 85-42
Dec. 18	OHIO	L, 54-67
Dec. 29	WESTERN MICHIGAN	L, 60-65
Jan. 2	ROBERT MORRIS	W, 74-59
Jan. 4	EASTERN MICHIGAN	W, 97-90
Jan. 6	AKRON	W, 88-69
Jan. 8	DETROIT	W, 72-55
Jan. 11	NIAGARA	W, 92-61
Jan. 13	at Edinboro	L, 64-65
Jan. 15	WRIGHT STATE	W, 87-66
Jan. 18	BUCKNELL	W, 92-68
Jan. 20	at Chicago State	W, 81-60
Jan. 22	MARSHALL	W, 79-64
Jan. 29	CANISIUS	L, 72-76
Jan. 31	at Malone	W, 80-39
Feb. 7	KENT STATE	L, 69-76
Feb. 10	at Canisius	L, 69-72
Feb. 12	at Niagara	W, 63-61
Feb. 14	at Cleveland State	W, 78-52
Feb. 18	at Bowling Green (OT)	W, 79-76
Feb. 27	at Akron	W, 61-59

/Florida Round Robin Tournament

1990-91

Coach: Ed DiGregorio • 24-4 (.857)		
Nov. 24	at Wright State	W, 67-50
Nov. 28	at Western Michigan	L, 62-77
Dec. 1	at Toledo	W, 75-69
Dec. 8	MICHIGAN	W, 75-66
Dec. 11	at Bucknell	W, 78-58
Dec. 15	SLIPPERY ROCK	W, 83-74
Dec. 17	at Ohio	L, 77-83
Dec. 19	AKRON	W, 65-43
Dec. 22	at Pittsburgh	W, 75-62
Dec. 29	MALONE	W, 109-25

Jan. 2	EDINBORO	W, 85-59
Jan. 5	DUQUESNE	W, 76-57
Jan. 7	MILWAUKEE	W, 84-54
Jan. 9	NIAGARA	W, 92-57
Jan. 12	CHICAGO STATE	W, 85-64
Jan. 14	BOWLING GREEN	W, 76-55
Jan. 19	at Northeastern Illinois	W, 75-65
Jan. 22	at Robert Morris	W, 76-63
Jan. 26	at UMKC	L, 47-58
Jan. 28	at Marshall	W, 75-69
Jan. 31	at Lock Haven	W, 86-61
Feb. 2	at Kent State	L, 91-101
Feb. 9	at Chicago State	W, 88-58
Feb. 11	at Milwaukee	W, 95-66
Feb. 13	CLEVELAND STATE	W, 78-62
Feb. 16	NORTHEASTERN ILLINOIS	W, 92-58
Feb. 19	at Niagara	W, 88-71
March 2	UMKC	W, 60-51

1991-92

Coach: Ed DiGregorio • 19-9 (.679)		
Nov. 23	WESTERN MICHIGAN	W, 96-79
Nov. 26	at Bowling Green	L, 79-99
Nov. 29	Oklahoma State*	L, 64-69
Nov. 30	Memphis*	W, 77-64
Dec. 5	PITTSBURGH	W, 82-74
Dec. 7	OHIO	W, 88-74
Dec. 14	at Slippery Rock	W, 90-80
Dec. 19	DETROIT	W, 84-72
Dec. 28	WRIGHT STATE	W, 83-64
Dec. 30	at Chicago State	W, 88-62
Jan. 4	BUCKNELL	W, 71-45
Jan. 11	CHICAGO STATE	W, 85-61
Jan. 12	VIRGINIA TECH	W, 92-81
Jan. 15	at Cleveland State	W, 82-68
Jan. 21	at Akron	L, 65-70
Jan. 25	at Northeastern Illinois	W, 92-91
Jan. 29	TOLEDO	W, 66-54
Feb. 1	MILWAUKEE	W, 65-60
Feb. 5	KENT STATE	L, 82-94
Feb. 8	NORTHEASTERN ILLINOIS	W, 69-54
Feb. 10	at Tennessee	L, 72-100
Feb. 12	ROBERT MORRIS	L, 71-76
Feb. 15	at Detroit	L, 70-95
Feb. 17	LOCK HAVEN	W, 92-76
Feb. 22	at Dayton	W, 89-65
Feb. 26	at Xavier	L, 61-78
Feb. 29	at Milwaukee	L, 54-77
Mar. 7	MARSHALL	W, 67-51

** - Oklahoma State University Tournament*

1992-93

Coach: Ed DiGregorio		
17-11 (.607) • 11-5 (.688)		
Dec. 1	at West Virginia	W, 92-72
Dec. 12	at Kent State	L, 69-82
Dec. 16	at Marshall	L, 62-65
Dec. 19	ROBERT MORRIS	W, 74-66
Dec. 22	vs. Lamar/	W, 72-62
Dec. 23	at UNLV/	L, 64-84
Dec. 28	at Ohio	W, 83-64
Jan. 2	AKRON	W, 71-64
Jan. 7	at Western Illinois*	W, 95-75
Jan. 9	at Eastern Illinois*	W, 66-50
Jan. 14	at Cleveland State*	W, 84-65
Jan. 16	WRIGHT STATE*	W, 66-59
Jan. 21	GREEN BAY*	L, 54-67
Jan. 24	NORTHERN ILLINOIS*	L, 75-91
Jan. 29	at Valparaiso*	L, 99-107
Jan. 31	at UIC*	W, 68-59
Feb. 4	XAVIER	L, 79-82
Feb. 6	CLEVELAND STATE*	W, 66-53
Feb. 9	TENNESSEE	L, 54-78
Feb. 11	WESTERN ILLINOIS*	W, 80-64
Feb. 13	EASTERN ILLINOIS*	W, 71-56
Feb. 20	at Wright State*	W, 66-62
Feb. 25	at Green Bay*	L, 58-73
Feb. 27	at Northern Illinois*	L, 92-105
March 5	VALPARAISO*	W, 117-106
March 7	UIC*	W, 74-62
March 12	vs. Cleveland State#	W, 89-74
March 13	vs. Green Bay#	L, 63-73

/- UNLV Tournament

** - Mid-Continent Conference Game*

- Mid-Con Tournament Game

1993-94

Coach: Ed DiGregorio		
6-20 (.231) • Mid-Con: 3-15 (.167)		
Nov. 27	MARSHALL	L, 52-73
Nov. 30	WEST VIRGINIA	L, 75-96
Dec. 3	vs. Sam Houston#	W, 83-81
Dec. 4	Missouri#	L, 62-78
Dec. 11	KENT STATE	L, 87-105
Dec. 19	at Akron	W, 77-60
Dec. 21	at Robert Morris	W, 77-50
Dec. 28	at Green Bay*	L, 47-68
Dec. 30	at Milwaukee*	L, 64-73
Jan. 3	BOWLING GREEN	L, 66-79
Jan. 8	CLEVELAND STATE*	L, 82-84
Jan. 13	EASTERN ILLINOIS*	L, 66-79



YSU's 24 wins in 1990-91 behind Margaret Somple are the second-most in school history.

PENGUINS BASKETBALL

New Coach. New Court. New Culture.

RECORDS > ALL-TIME RESULTS

Jan. 15	WRIGHT STATE*	L, 70-82
Jan. 21	at UIC*	L, 73-86
Jan. 23	at Valparaiso*	L, 80-95
Jan. 27	NORTHERN ILLINOIS*	L, 79-89
Jan. 30	WESTERN ILLINOIS*	L, 72-84
Feb. 3	GREEN BAY*	L, 42-63
Feb. 5	MILWAUKEE*	L, 59-64
Feb. 12	at Cleveland State*	L, 67-78
Feb. 17	at Eastern Illinois*	L, 83-97
Feb. 19	at Wright State*	W, 62-54
Feb. 24	UIC*	W, 56-53
Feb. 26	VALPARAISO*	W, 84-68
March 3	at Northern Illinois*	L, 69-87
March 5	at Western Illinois*	L, 62-64

*-Mid-Continent Conference Game

1994-95

Coach: Ed DiGregorio

17-11 (.607) • Mid-Con: 14-4 (.778)

Nov. 26	at Marshall	L, 73-81
Nov. 29	ROBERT MORRIS	W, 76-68
Dec. 1	at Bowling Green	L, 38-76
Dec. 3	at Wright State	L, 62-67
Dec. 10	at Kent State	L, 69-85
Dec. 13	CLEVELAND STATE	W, 80-79
Dec. 17	at West Virginia	L, 67-75
Dec. 20	AKRON	L, 56-59
Jan. 3	at Northeastern Illinois*	W, 78-55
Jan. 5	at Chicago State*	W, 82-53
Jan. 7	CENTRAL CONNECTICUT ST.*	W, 81-60
Jan. 9	TROY STATE*	W, 82-65
Jan. 14	BUFFALO*	W, 80-65
Jan. 21	WESTERN ILLINOIS*	L, 63-69
Jan. 23	UMKC*	W, 96-81
Jan. 28	at Eastern Illinois*	L, 53-82
Jan. 30	at Valparaiso*	W, 76-75
Feb. 4	CHICAGO STATE*	W, 86-51
Feb. 6	NORTHEASTERN ILLINOIS*	W, 82-68
Feb. 11	at Troy State*	W, 75-67
Feb. 13	at Central Connecticut State*	W, 83-67
Feb. 18	at Buffalo*	W, 85-64
Feb. 23	at UMKC*	L, 84-86
Feb. 25	at Western Illinois*	L, 53-54
Feb. 27	VALPARAISO*	W, 82-52
March 1	Eastern Illinois#	W, 73-58
March 6	Buffalo#	W, 87-69
March 8	at Western Illinois#	L, 60-73

*-Mid-Con Conference Game

- Mid-Con Tournament Game

1995-96

Coach: Ed DiGregorio

20-9 (.690) • Mid-Con: 14-4 (.778)

Nov. 27	MARSHALL	W, 87-75
Nov. 29	at Robert Morris	W, 66-62
Dec. 2	WRIGHT STATE	W, 88-80
Dec. 9	KENT STATE	L, 63-88
Dec. 12	BOWLING GREEN	L, 85-87
Dec. 16	WEST VIRGINIA	L, 91-97
Dec. 21	at Cleveland State	L, 79-91
Jan. 4	at Buffalo*	L, 65-73
Jan. 6	at Western Illinois*	W, 60-58
Jan. 8	at UMKC*	W, 71-60
Jan. 13	NORTHEASTERN ILLINOIS*	W, 87-77
Jan. 15	CHICAGO STATE*	W, 83-51
Jan. 20	at Eastern Illinois*	L, 73-77
Jan. 22	at Valparaiso*	L, 59-75
Jan. 27	TROY STATE*	W, 87-69
Jan. 29	CENTRAL CONNECTICUT ST.*	W, 87-68
Feb. 3	UMKC*	W, 67-53
Feb. 5	WESTERN ILLINOIS*	W, 81-76
Feb. 10	at Chicago State*	W, 66-44
Feb. 12	at Northeastern Illinois*	W, 89-78
Feb. 17	VALPARAISO*	L, 83-90
Feb. 19	EASTERN ILLINOIS*	W, 69-57
Feb. 22	at Central Connecticut State*	W, 56-41
Feb. 25	at Troy State*	W, 76-67
Feb. 28	BUFFALO*	W, 76-72
March 7	Western Illinois%	W, 69-59
March 8	Troy State%	W, 87-67



Liz Hauger (left) and Colleen Cook led the Penguins to their first NCAA Tournament in 1995-96.

March 9	Buffalo%	W, 53-43
March 15	at Penn State&	L, 71-94

*-Mid-Continent Game

% - Mid-Continent Conference Tournament

& - NCAA Tournament

1996-97

Coach: Ed DiGregorio

23-6 (.793) • Mid-Con: 13-3 (.813)

Nov. 23	at West Virginia	W, 88-81
Nov. 26	at Wright State	W, 85-67
Nov. 30	at Marshall	W, 102-86
Dec. 3	AKRON	W, 87-58
Dec. 7	ROBERT MORRIS	W, 77-61
Dec. 15	at Kent State	W, 74-68
Dec. 20	at Indiana%	L, 72-77
Dec. 21	vs. Tennessee-Martin%	W, 96-71
Dec. 28	CLEVELAND STATE	W, 89-87
Dec. 30	at Bowling Green	L, 63-78
Jan. 2	CENTRAL CONNECTICUT ST.*	W, 86-56
Jan. 6	at Valparaiso*	W, 102-85
Jan. 8	at Western Illinois*	W, 79-53
Jan. 11	TROY STATE*	L, 85-95
Jan. 13	UMKC*	W, 79-59
Jan. 18	BUFFALO*	W, 76-74
Jan. 25	at Northeastern Illinois*	W, 69-68
Jan. 27	at Chicago State*	W, 80-57
Feb. 1	WESTERN ILLINOIS*	W, 99-75
Feb. 3	VALPARAISO*	W, 98-87
Feb. 6	UMKC*	W, 75-59
Feb. 8	at Troy State*	L, 80-81
Feb. 10	at Buffalo*	L, 61-91
Feb. 15	CHICAGO STATE*	W, 100-54
Feb. 17	NORTHEASTERN ILLINOIS*	W, 79-64
Feb. 24	at Central Connecticut State*	W, 78-52
March 6	Western Illinois#	W, 82-71
March 7	at Buffalo#	W, 54-53
March 8	vs. Troy State#	L, 75-89

% - Indiana Tournament

*-Mid-Continent Conference Game

- Mid-Con Tournament Game

1997-98

Coach: Ed DiGregorio

28-3 (.903) • Mid-Con: 15-1 (.938)

Nov. 14	BOWLING GREEN	L, 72-81
Nov. 16	at Toledo	W, 75-71
Nov. 19	WEST VIRGINIA	W, 96-86
Nov. 22	WRIGHT STATE	W, 63-55
Nov. 25	at Akron	W, 73-58
Nov. 29	at UMKC*	W, 66-58
Dec. 5	at UNLV%	W, 65-61
Dec. 6	vs. Xavier%	W, 78-71
Dec. 13	KENT STATE	W, 87-73
Dec. 20	MARSHALL	W, 81-52
Dec. 27	at Cleveland State	W, 79-68
Jan. 3	NORTHEASTERN ILLINOIS*	W, 105-65
Jan. 5	CHICAGO STATE*	W, 106-48
Jan. 8	at Oral Roberts*	W, 77-69
Jan. 10	at Southern Utah*	W, 94-84
Jan. 14	BUFFALO*	W, 83-57
Jan. 19	at Western Illinois*	W, 98-92
Jan. 24	at Valparaiso*	L, 67-78
Jan. 29	at Chicago State*	W, 91-52
Jan. 31	at Northeastern Illinois*	W, 100-78
Feb. 5	SOUTHERN UTAH*	W, 81-71
Feb. 7	ORAL ROBERTS*	W, 72-50
Feb. 14	at Buffalo*	W, 66-65
Feb. 16	UMKC*	W, 80-57
Feb. 19	VALPARAISO*	W, 75-62
Feb. 23	WESTERN ILLINOIS*	W, 88-67
Feb. 28	vs. Chicago State#	W, 76-57
March 2	vs. Southern Utah#	W, 83-73
March 3	vs. Valparaiso#	W, 78-69
March 14	vs. Memphis\$	W, 91-80
March 15	at NC State\$	L, 61-88

% - UNLV Tournament

*-Mid-Continent Conference Game

- Mid-Con Tournament Game

\$ - NCAA Tournament Game

1998-99

Coach: Ed DiGregorio

20-9 (.690) • Mid-Con: 10-4 (.714)

Nov. 14	WRIGHT STATE	W, 76-66
Nov. 18	at Bowling Green	L, 79-83
Nov. 20	at Marshall	W, 79-76
Nov. 23	TOLEDO	L, 65-74
Nov. 28	AKRON	W, 84-77
Dec. 3	at Southern Utah*	L, 78-87
Dec. 5	CLEVELAND STATE	W, 74-65
Dec. 12	at Kent State	L, 53-85
Dec. 15	BUFFALO	W, 73-69
Dec. 20	at Pepperdine%	L, 72-99
Dec. 21	vs. UC-Irvine%	W, 64-61
Jan. 2	IUPUI*	W, 85-59
Jan. 4	OAKLAND	W, 87-72
Jan. 7	at Western Illinois*	L, 64-66
Jan. 9	at Valparaiso*	L, 42-65
Jan. 16	ORAL ROBERTS*	W, 79-58
Jan. 18	UMKC*	W, 95-78
Jan. 21	WESTERN ILLINOIS*	W, 64-47
Jan. 23	at Oakland*	W, 91-86
Jan. 30	at IUPUI*	W, 76-73
Feb. 4	CHICAGO STATE*	W, 87-73
Feb. 6	SOUTHERN UTAH*	W, 87-62
Feb. 11	at Chicago State*	W, 59-58
Feb. 13	VALPARAISO*	W, 83-69
Feb. 18	at Oral Roberts*	L, 70-76
Feb. 20	at UMKC*	W, 76-63
Feb. 26	vs. IUPUI\$	W, 73-53
March 1	vs. Southern Utah\$	W, 80-63
March 2	vs. Oral Roberts\$	L, 52-57

% - Pepperdine Tournament

* - Mid-Continent Conference Game

- Mid-Con Tournament Game

1999-2000

Coach: Ed DiGregorio

22-9 (.710) • Mid-Con: 12-4 (.750)

Nov. 20	BOWLING GREEN	W, 83-68
Nov. 23	MARSHALL	W, 85-74
Nov. 27	vs. Georgia State%	W, 64-62
Nov. 28	at Manhattan%	L, 58-75
Nov. 30	at Akron	W, 70-64
Dec. 2	SOUTHERN UTAH* (OT)	W, 67-54
Dec. 4	at Cleveland State	L, 68-87
Dec. 11	KENT STATE	W, 93-88
Dec. 18	at Pittsburgh	L, 51-67
Dec. 21	at Buffalo	L, 65-74
Dec. 28	at Toledo	W, 75-57
Dec. 30	at Wright State	W, 79-73
Jan. 6	at IUPUI*	W, 72-63
Jan. 8	at Oakland*	W, 84-77
Jan. 13	WESTERN ILLINOIS*	W, 88-51
Jan. 15	VALPARAISO*	L, 67-74
Jan. 20	at UMKC*	L, 50-59
Jan. 22	at Oral Roberts*	W, 84-81
Jan. 27	at Western Illinois*	W, 70-67
Jan. 29	OAKLAND*	L, 79-84
Feb. 5	IUPUI*	W, 76-62
Feb. 10	at Chicago State*	W, 87-54
Feb. 12	at Southern Utah*	W, 81-80
Feb. 17	CHICAGO STATE*	W, 90-49
Feb. 19	at Valparaiso*	L, 67-70
Feb. 24	ORAL ROBERTS*	W, 77-40
Feb. 26	UMKC*	W, 81-65
March 4	vs. Southern Utah# (OT)	W, 84-78
March 6	vs. Western Illinois#	W, 67-56
March 7	vs. Valparaiso#	W, 73-57
March 17	at Penn State\$	L, 63-83

*-Mid-Continent Conference Game

#-Mid-Continent Tournament Game

\$ NCAA Tournament Game

% Manhattan Tournament Game

PENGUINS BASKETBALL

New Coach. New Court. New Culture.

RECORDS > ALL-TIME RESULTS

2000-01

Coach: Ed DiGregorio

10-18 (.357) • Mid-Con: 6-10 (.375)

Nov. 18	at Bowling Green	L, 88-95
Nov. 21	at Marshall	W, 74-67
Nov. 24	vs. Georgia State%	L, 72-75
Nov. 25	at Florida International%	L, 68-84
Nov. 29	AKRON	W, 89-61
Dec. 2	at Oral Roberts*	L, 71-74
Dec. 4	at Oakland*	L, 75-78
Dec. 6	BUFFALO	L, 54-74
Dec. 9	at Kent State	L, 63-100
Dec. 16	CLEVELAND STATE	W, 85-78
Dec. 19	PITTSBURGH	L, 67-86
Dec. 23	WRIGHT STATE	W, 68-58
Dec. 30	TOLEDO	L, 71-77
Jan. 6	at IUPUI*	L, 63-75
Jan. 8	UMKC*	W, 74-60
Jan. 13	SOUTHERN UTAH*	L, 63-69
Jan. 15	at Valparaiso*	W, 73-64
Jan. 20	CHICAGO STATE*	W, 72-59
Jan. 22	WESTERN ILLINOIS*	W, 52-51
Jan. 27	IUPUI* (OT)	L, 87-89
Jan. 29	at Western Illinois*	L, 50-82
Feb. 5	at Chicago State*	L, 63-66
Feb. 10	VALPARAISO*	W, 74-59
Feb. 12	ORAL ROBERTS*	L, 58-69
Feb. 17	at UMKC*	W, 62-47
Feb. 19	at Southern Utah*	L, 65-76
Feb. 26	OAKLAND*	L, 52-77
March 2	vs. Oral Roberts#	L, 52-71

* Mid-Continent Conference Game

Mid-Continent Conference Tournament Game

% Florida International Tournament Game

2001-02

Coach: Ed DiGregorio

12-16 (.429) • Horizon League: 8-8 (.500)

Nov. 17	BOWLING GREEN	L, 61-71
Nov. 24	KENT STATE	W, 79-64
Nov. 28	at Akron	W, 70-47
Dec. 1	at Chicago State	L, 49-69
Dec. 5	at Buffalo	L, 53-63
Dec. 8	at Western Illinois	L, 54-73
Dec. 10	at Valparaiso	L, 55-77
Dec. 16	at Robert Morris	W, 99-81
Dec. 22	at Toledo	L, 72-88
Dec. 28	at Oakland	L, 56-81
Jan. 3	at Cleveland State*	L, 71-80
Jan. 5	BUTLER*	W, 75-67
Jan. 10	DETROIT*	W, 66-57
Jan. 13	at Loyola*	L, 68-81
Jan. 17	at UIC*	W, 64-56



Jen Perugini was named the Horizon League Newcomer of the Year in YSU's first season in the league in 2001-02.

Jan. 21	at Green Bay*	L, 48-76
Jan. 24	WRIGHT STATE*	W, 87-61
Jan. 26	LOYOLA*	L, 57-58
Jan. 28	UIC*	W, 77-62
Jan. 31	IPFW	W, 81-62
Feb. 2	at Milwaukee*	L, 46-100
Feb. 7	CLEVELAND STATE*	W, 82-74
Feb. 9	at Butler*	W, 62-52
Feb. 11	at Detroit*	L, 69-82
Feb. 14	GREEN BAY*	L, 55-72
Feb. 21	MILWAUKEE*	L, 46-67
Feb. 24	at Wright State	W, 87-66
Feb. 28	at Loyola\$	L, 60-76

* - Horizon League Game

\$ - Horizon League Tournament Game

2002-03

Coach: Ed DiGregorio

6-22 (.214) • Horizon League: 3-13 (.188)

Nov. 22	at Bowling Green	W, 70-64
Nov. 27	NIAGARA	L, 62-80
Nov. 30	at Vanderbilt%	L, 60-91
Dec. 1	vs. Central Michigan%	L, 51-56
Dec. 4	ROBERT MORRIS	W, 82-68
Dec. 7	TOLEDO	L, 61-70
Dec. 15	at Kent State	L, 70-74
Dec. 18	BUFFALO (OT)	L, 80-86
Dec. 20	at Ohio State	L, 45-76
Dec. 22	AKRON	W, 68-59
Jan. 2	LOYOLA*	L, 63-84
Jan. 8	at Cleveland State*	L, 44-81
Jan. 11	MILWAUKEE*	L, 59-79
Jan. 15	at Green Bay*	L, 53-95
Jan. 18	BUTLER*	W, 72-69
Jan. 23	at Detroit*	L, 58-69
Jan. 25	at UIC*	L, 60-76
Jan. 27	at IPFW (OT)	L, 77-80
Feb. 1	WRIGHT STATE*	W, 80-68
Feb. 6	at Loyola*	L, 62-73
Feb. 12	CLEVELAND STATE*	L, 72-89
Feb. 15	at Milwaukee*	L, 54-74
Feb. 19	GREEN BAY*	L, 64-85
Feb. 22	at Butler* (OT)	W, 80-74
Feb. 24	at Wright State*	L, 52-74
Feb. 27	DETROIT*	L, 69-74
March 1	UIC*	L, 69-75
March 5	vs. Butler\$	L, 71-77

* - Horizon League Game.

\$ - Horizon League Tournament Game.

% - First Tennessee Tournament Game.

2003-04

Coach: Tisha Hill

4-24 (.143) • Horizon League: 2-14 (.125)

Nov. 22	BOWLING GREEN	W, 79-67
Nov. 25	at Auburn	L, 36-67
Nov. 28	at New Mexico%	L, 36-54
Nov. 29	vs. Elon%	L, 58-63
Dec. 3	at Buffalo	L, 58-68
Dec. 6	at Toledo	L, 50-73
Dec. 13	KENT STATE	L, 53-66
Dec. 19	CLEMSON	L, 75-79
Dec. 21	at Akron (2 OT)	L, 62-67
Dec. 28	at Niagara	L, 66-73
Dec. 30	at Cleveland State*	L, 54-88
Jan. 3	DETROIT**	W, 2-0
Jan. 8	UIC*	L, 57-64
Jan. 10	WRIGHT STATE*	L, 58-61
Jan. 15	at Loyola*	L, 45-55
Jan. 17	at Green Bay*	L, 47-65
Jan. 21	BUTLER*	L, 45-55
Jan. 24	IPFW	W, 72-62
Jan. 29	at UIC*	L, 51-56
Jan. 31	at Milwaukee*	L, 56-62
Feb. 5	CLEVELAND STATE*	L, 51-56
Feb. 7	LOYOLA*	L, 54-55
Feb. 12	at Wright State*	W, 54-42
Feb. 14	at Butler*	L, 45-79
Feb. 21	GREEN BAY*	L, 64-69
Feb. 26	at Detroit*	L, 40-75

Feb. 28	MILWAUKEE*	L, 51-59
March 2	at Wright State\$	L, 56-58

* - Horizon League game.

- victory after a forfeit by Detroit.

\$ - Horizon League Tournament game.

% - Comcast Lobo Tournament game.

2004-05

Coach: Tisha Hill

12-16 (.429) • Horizon League: 6-10 (.375)

Nov. 19	at Saint Louis	W, 76-59
Nov. 23	OHIO	L, 79-85
Nov. 26	at Florida Atlantic%	W, 71-58
Nov. 27	vs. James Madison%	L, 62-79
Nov. 30	at Bowling Green	L, 61-83
Dec. 2	TOLEDO	W, 53-42
Dec. 5	AKRON	W, 61-48
Dec. 11	EASTERN MICHIGAN	L, 62-87
Dec. 14	BUFFALO	W, 75-43
Dec. 22	CLEVELAND STATE*	W, 74-52
Dec. 28	at Detroit*	L, 43-67
Dec. 31	at Xavier (Ohio)	L, 57-67
Jan. 6	at UIC*	L, 48-56
Jan. 8	at Wright State*	L, 38-65
Jan. 12	LOYOLA*	W, 62-55
Jan. 15	GREEN BAY*	L, 51-53
Jan. 18	at IPFW	W, 97-73
Jan. 20	at Butler*	L, 54-67
Jan. 27	UIC*	L, 65-73
Jan. 29	MILWAUKEE*	W, 79-67
Feb. 2	at Cleveland State*	L, 58-64
Feb. 5	at Loyola*	L, 61-68
Feb. 9	WRIGHT STATE*	L, 51-61
Feb. 12	BUTLER*	L, 61-72
Feb. 19	at No. 23 Green Bay*	W, 60-56
Feb. 24	DETROIT*	W, 71-68
Feb. 26	at Milwaukee*	W, 75-68
Mar. 3	at Wright State\$	L, 52-66

* - Horizon League Game.

\$ - Horizon League Tournament Game.

% - Florida Atlantic Tournament Game.

2005-06

Coach: Tisha Hill

8-20 (.286) • Horizon League: 4-12 (.250)

Nov. 18	at Robert Morris	L, 60-68
Nov. 22	at Ohio	W, 69-59
Nov. 25	at Indiana%	L, 38-74
Nov. 26	vs. IUPUI%	L, 50-53
Nov. 30	SAINT LOUIS	W, 80-71
Dec. 5	OAKLAND	L, 54-61
Dec. 7	at Buffalo	L, 40-53
Dec. 10	at Eastern Michigan	L, 48-69
Dec. 17	INDIANA STATE	L, 57-96
Dec. 19	at Akron	W, 58-50
Dec. 21	COPPIN STATE	W, 69-62
Dec. 29	at Butler*	L, 55-78
Dec. 31	at Wright State*	L, 62-65
Jan. 7	DETROIT*	L, 48-77
Jan. 12	MILWAUKEE*	L, 59-64
Jan. 14	GREEN BAY*	L, 49-74
Jan. 19	CLEVELAND STATE*	W, 68-56
Jan. 21	at Detroit*	L, 62-69
Jan. 26	at Loyola*	L, 65-75
Jan. 28	at UIC*	L, 64-74
Feb. 2	BUTLER*	W, 71-63
Feb. 4	WRIGHT STATE*	L, 60-67
Feb. 11	UIC*	L, 49-68
Feb. 13	at Cleveland State*	W, 72-54
Feb. 16	at Green Bay*	L, 69-81
Feb. 18	at Milwaukee*	L, 44-67
Feb. 23	LOYOLA*	W, 60-54
March 2	at Green Bay\$	L, 53-63

* - Horizon League Game.

\$ - Horizon League Tournament Game.

% - Hoosier Classic Game.

2006-07

Coach: Tisha Hill

7-21 (.250) • Horizon League: 5-11 (.313)

11/10	CINCINNATI	L, 78-85
11/17	at Coppin State	L, 42-55
11/21	BUFFALO	W, 78-44
11/24	at UNC-Wilmington&	L, 52-56
11/25	vs. Duquesne&	L, 49-96
11/30	at Miami (Ohio)	L, 51-69
12/6	at Indiana State	L, 56-69
12/16	AKRON	L, 58-66
12/18	ROBERT MORRIS	L, 54-84
12/21	CLARION	W, 58-47
12/28	WRIGHT STATE*	L, 52-57
12/30	BUTLER*	L, 56-80
1/4	at Loyola*	L, 55-67
1/6	at UIC*	W, 67-62
1/13	DETROIT*	W, 55-39
1/18	at Milwaukee*	L, 44-60
1/20	at Green Bay*	L, 49-83
1/27	CLEVELAND STATE*	W, 65-55
2/1	UIC*	L, 63-71
2/3	LOYOLA*	W, 66-64
2/6	at Oakland	L, 57-81
2/8	at Detroit*	W, 58-52
2/15	No. 25 GREEN BAY*	L, 62-74
2/17	MILWAUKEE*	L, 70-76
2/24	at Cleveland State*	L, 57-68
3/1	at Butler*	L, 45-59
3/3	at Wright State*	L, 40-47
3/7	at Butler\$	L, 60-77

* - Horizon League Game.

\$ - Horizon League Tournament Game.

& - UNCW Hilton Wilmington Riverside Beach Classic.

2007-08

Coach: Tisha Hill

14-17 (.452) • Horizon League: 8-10 (.444)

11/11	at Buffalo	L, 53-62
11/13	at Niagara	L, 76-87
11/23	at Long Island#	L, 54-68
Nov. 24	vs. Albany#	W, 54-52
Nov. 29	Toledo	W, 55-48
Dec. 1	at St. Francis (Pa.)	W, 58-57
Dec. 5	Central Michigan	W, 66-58
Dec. 8	Miami (Ohio)	L, 45-64
Dec. 15	at Cincinnati	L, 56-79
Dec. 19	at No. 18 Ohio State	L, 50-84
Dec. 21	at Akron	W, 74-56
Jan. 3	UIC*	W, 73-62
Jan. 5	Loyola*	W, 70-58
Jan. 10	at Milwaukee*	L, 66-76
Jan. 12	at Green Bay*	L, 80-85
Jan. 17	Wright State*	W, 61-58
Jan. 19	Detroit*	W, 74-55
Jan. 26	at Cleveland State*	L, 64-77
Jan. 31	at Valparaiso*	W, 92-79
Feb. 2	at Butler*	L, 48-63
Feb. 7	Green Bay*	L, 47-75
Feb. 9	Milwaukee* (2OT)	L, 87-94
Feb. 14	at Detroit*	W, 62-59
Feb. 16	at Wright State*	W, 66-58
Feb. 23	Cleveland State*	L, 66-82
Feb. 28	Butler*	L, 60-61
March 1	Valparaiso*	L, 59-70
March 6	at Loyola*	L, 70-86
March 8	at UIC*	W, 71-62
March 10	Detroit^	W, 65-54
March 12	at Wright State^	L, 60-69

- LIU Turkey Classic

* - Horizon League

^ - Horizon League Tournament

PENGUINS BASKETBALL

New Coach. New Court. New Culture.

RECORDS > ALL-TIME LETTERWINNERS

A		H		P	
Adams, Tiffany _____	1988-93	Gettig, Cindy _____	1975-77	Ormsby, Merry _____	1975-76
Allen, Shelley _____	1992-96	Gifford, Carol _____	1976-80	Pendleton, Ashley _____	2005-08
Aloi, Doneen _____	1989-93	Godfrey, Monique _____	2005-08	Perugini, Jen _____	2001-05
Amendolea, Patty _____	1983-84	Grant, Wanda _____	1977-81	Peters, Margaret _____	1981-85
Armstrong, Linda _____	1976-77	Grexa, Monica _____	1990-94	Petit, Katlyn _____	2003-04
		Kelsey Gurganus _____	2007-08	Petrek, Jayne _____	1975-78
				Pope, Nikki _____	1997-01
				Porter, Margaret _____	1981-85
B		J		R	
Ballack, Mary Kay _____	1982-83	Jackson, Cindy (Packman) _____	1977-81	Rappach, Dianne _____	1988-92
Bango, Heather _____	1988-90	Johnston, Maggie _____	2001-03	Rex, Jeanna _____	1988-92
Barnett, Shirley _____	1978-82	Johnston, Peg _____	1976-77	Robinson, Jennifer _____	1988-91
Beach, Shannon _____	1993-98	Jones, Teresita _____	1994-98	Rohland, Evelyn _____	1979-83
Bennett, Debbie _____	1975-76	Justice, Jessica _____	1996-99	Roscoe, Toni _____	2005-08
Betz, Elise _____	1983-85			Rosko, Bridget _____	1984-88
Blauser, Lauren _____	1993-96	K		Rotunno, Lisa _____	1995-99
Bowers, Dorothy _____	1984-88	Karner, Heather _____	2006-08	Russo, Ashlee _____	2002-06
Bowles, Altida _____	1993-97	Kelley, Carrie _____	1993-97	Ryals, Joyce _____	1976-77
Branson, Lauren _____	2004-08	Kenneally, Brianne _____	1997-01		
Bray, Julie _____	1986-90	Kerner, Melissa _____	1980-84		
Brunot, Cindy _____	1981-85	Kondoleon, Irene _____	1985-87		
Buchanan, Cyndi _____	1975-76	Kozak, Cheryl _____	1975-76		
Burazer, Cindy _____	1975-78	L			
Burnham, Angela _____	1998-2000	LaFleur, Nikita _____	2005-08		
Burkett, Debbie _____	1985-89	LaGamba, Joanne _____	1975-77		
		Landgraaf, Terry _____	1976-80		
		Lane, Karen _____	1982-84		
		Lawrence, Vicki _____	1977-81		
		Lyden, Jen _____	1997-01		
		Lyons, Anjalia _____	2006-08		
		M			
		Majewski, Leslie _____	1996-00		
		March, Kaitlyn _____	2006-08		
		Martin, Ann Marie _____	1994-98		
		Masloski, Mandy _____	1992-94		
		McCombs, Caroline _____	1994-98		
		McGahagan, Mary _____	1976-79		
		Metro, Allison _____	1998-02		
		Miller, Angie _____	1987-89		
		Miller, Natalie _____	1989-93		
		Moschella, Christine _____	1993-94		
		Moschella, Nadine _____	1994-95		
		Mowen, Kira _____	2006-08		
		Murphy, Joanne _____	1978-80		
		N			
		Naples, Mary Joe _____	1982-83		
		Nee, Carol _____	1986-88		
		Neila, Nicole _____	2002-05		
		Nelms, Mabel _____	1986-88		
		Nick, Barb _____	1979-83		
		Novak, Devin _____	2000-04		
		O			
		O'Brien, Darbi _____	1998-00		
		O'Brien, Maureen _____	1982-83		
		Olmstead, Jessica _____	2001-04		
C				S	
Carson, Danielle _____	1982-86			Sabree, Aliyah _____	2002-06
Cepin, Stacie _____	1994-96			Schaeffer, Barb _____	1977-80
Chappell, Cathy _____	1979-80			Schloemp, Jessica _____	2004-08
Christopher, Karla _____	1980-81			Schwab, Denise _____	1978-82
Cohill, My'Kea _____	2004-06			Scott, Amanda _____	1997-01
Colburn, Brandy _____	1991-94			Scott, Tiara _____	2007-08
Cole, Stephanie _____	1985-89			Seimetz, Holly _____	1978-82
Colla, Marilyn _____	1976-77			Shidell, Jenny _____	1988-89
Cook, Colleen _____	1994-98			Simione, Tanja _____	1984-88
Cooper, Louise _____	1977-81			Smades, Debbie _____	1993-94
Cowley, Rachel _____	1989-93			Snorf, Megan _____	2005-06
Cupples, Jill _____	1995-99			Somple, Collette _____	1986-87
				Somple, Margaret _____	1986-91
				Stocz, Sandra _____	1989-90
				T	
				Tarrant, Melissa _____	2001-05
				Thomas, Sharella _____	1990-93
				V	
				Valley, Mary _____	1991-94
				Vanaman, Denise _____	1975-78
				Vaughn, Velissa _____	2005-08
				Vicarel, Monica _____	1998-02
				Vilk, Pamela Sue _____	1991-93
				Vodenichar, Mary Jo _____	1983-85
				Vogrin, Alyson _____	1998-01
				W	
				Watkins, Tonia _____	1999-00
				Weigl, Gaylene _____	1983-84
				Wertz, Donna _____	1988-92
				Wills, Carol _____	1983-84
				Woodward, Jenny _____	1987-91
				Woodward, Sharon _____	1980-84
				Y	
				Young, Missy _____	1996-00
				Yuhasz, Julie _____	1985-87
				Z	
				Zbyniewski, Andrea _____	1977-78
				Zetts, Christie _____	2000-01
D					
Daniszewski, Audrey _____	1984-87				
Davis, Ta'Myra _____	2006-07				
Dawson, Christal _____	1978-79				
Deemer, Hildy _____	1975-76				
Delfratte, Carol _____	1978-79				
Diatko, Cindy _____	1977-79				
DiDomenico, Cindy _____	1979-83				
Djorovic, Donna _____	1989-92				
E					
Echelberry, Kristi _____	1991-95				
Eifert, Caryn _____	1997-98				
Evans, Candy _____	1975-76				
F					
Fabianova, Barb _____	2001-05				
Farrell, Kelly _____	1984-85				
Fenton, Beth _____	1975-78				
Feret, Stasha _____	1983-84				
Ferraro, Christina _____	1992-96				
Finn, Shannon _____	1984-86				
Fleming, Tara _____	2001-05				
Forsythe, Jessica _____	2000-04				
Frazier, Natasha _____	1992-93				
Fredricks, Debbie _____	1975-77				
Fredricks, Linda _____	1975-79				
G					
Gabrielson, Lisa _____	1987-91				
Gaudiose, Kristy _____	2003-06				
Gedeon, Angie _____	1994-95				

Bold Indicates Returning Player